

# La plateforme TWinspace



EXPLICATIONS REDIGÉES PAR LES  
ELEVES SUR TWinspace ET LES  
PREMIERES ACTIVITES REALISÉES.

1 AMC 2021 !

# Question: your first reactions when the project was presented to you?

When Mrs Hamard and Mrs Boucquemont presented the project to us, we were at first curious about the topic because we didn't know exactly the meaning of "Media Literacy". After a few explanations, we were quite excited to be part of this project since its theme is very interesting and it will help us to better use the media and to be more trained and informed about it. We were also very enthusiastic about working with students from several other countries, and especially countries with which we don't usually have a lot of interactions such as Turkey or North Macedonia. It is always interesting to discover the manner of working depending on the culture and the country. Moreover we were also glad to be part of this project because it is entirely in English so it will be very useful for us to improve our English skills and to gain new vocabulary linked with the topic. (Natalia, Benjamine)



The screenshot shows the eTwinning TwinSpace website. The header includes the eTwinning logo and navigation links: HOME, PAGES, MATERIALS, FORUM, and ONLINE MEETINGS. The main content area features a project titled "Media Literate Twinnings in Digital Age". The project description states: "Media literacy is a worldview. It develops a different perspective on everything we read, see and hear. Media literacy reshapes the way people understand and conceptualize information, data, and media. Individuals who have the ability to interpret the media correctly contribute to social liberation and development. Our aim in this project is to ensure that our students become conscious consumers, have a critical point of view, and interpret the truth behind the visible. Throughout the project, with various activities, we will ensure that students use technology in a correct and safe way and contribute to their becoming digital literate." The project image shows a globe with various digital media icons and the eTwinning logo.



# Question: Considering all your school years, when did you work on media literacy ?

Considering all our school years, we remember that we worked on media literacy for the first time in primary school when our teachers taught us not to speak with strangers or people that we don't know well on internet. They also taught us not to go on weird websites and to ask for help to our parents if we want to use internet. After, we studied media literacy in middle school. During those years, our teachers taught us how to select reliable websites when we needed it to make research and create presentations for example. They also taught us to put enough secured password when we create an account on internet and not to believe everything that we find on the web too. In grade 10, we studied deeper how to know if a website is reliable, how to select information and to verify our sources. In "SNT" (Digital science classes), we also learnt the different risks of internet, and why this is important to put a strong password to protect our accounts. In "EMC" (citizenship classes), we learnt the good behaviour to adopt when use internet to respect everyone on the web and to avoid cyber-criminality and cyber-harassment. We still work on these notions in grade 11. (Benjamine)



The Twinspace website is very rich and complete. There are a lot of different tabs that are very interesting. I really like the tab "forum" where all the participants of the project, the students as well as the teachers can answer to one main question and share their opinion or experiences about it. For example there are the forums "introduce the media", "let's get to know each other", "express your ideas about common poster" and so on. After, the tab "pages" is for me the most interesting one. We find there all the activities that the partners did for the projects, information about the different participants and also the principle and the goals of the project. We can see a lot of videos, photos, posters... Finally I also like the tab "Online meetings" because it allows us to have live-discussions with the partners from every country and to exchange about media and the project. The Twinspace website is really well-organized and it is a very good platform, quite adapted to this "Media Literate Twinners in Digital Age" project ! ☑Benjamine

## Question: What is Twinspace?





# Question: How do you interact with the partners?



□ To interact with the partners from abroad, we can use different methods. We can communicate "privately" by leaving messages on the twinspace account of a partner to know how they are doing and how they feel about the project. □ We can also interact via the pages of twinspace. Twinspace allows us to share our work on the website and show it to our team-mates. We can therefore interact with our partners by sharing our knowledge and creativity. □ Of course this goes for both ways, so we get to read and watch their content and see their points of view. (Andrea, Nathan, Ines, Eloane)

We create a lot of threads on the forum so that the students answer questions, give their views, share with others. It is a way to know each other better and also, to organize the tasks.

On Twinspace,  
we use  
the forum

What about  
collaboration?

### Dear students, how do you feel about COLLABORATION?

[Subscribe](#)

Answer the question you want, or both. And don't hesitate to react to what the other forum-visitors wrote!

1) Do you enjoy working in a project? What is great? What is difficult?

2) What can COLLABORATIVE WORK bring to students? to you?




Do you often work in collaborative projects?

Yes



6 votes (85.71%)

No



1 vote (14.29%)

[Edit](#) • [Delete](#)

[christelle hamard](#) - 03.04.2021 @ 20:59

yes, cooperation allows us to get different opinions and comments.

[Reply](#) • [Quote](#) • [Edit](#) • [Delete](#)

[Sıla Gülnazteacher](#) - 04.04.2021 @ 20:54

[Collaboration saves lives on this platform as in every field.](#)

[Reply](#) • [Quote](#) • [Edit](#) • [Delete](#)

[Rabia Gülnazteacher](#) - 05.04.2021 @ 10:55

Yes, because I can communicate more information and information.

[Reply](#) • [Quote](#) • [Edit](#) • [Delete](#)

[Neslihan Gülnazteacher](#) - 05.04.2021 @ 16:46

1) Yes, on the one hand, I really like working in a project because it allows everyone to give their opinion, even if this ideas are different. Indeed, it is thanks to many different ideas that the project will be original. But on the other hand, sometimes, it is difficult to agree between all the members of the project.

2) To my mind, collaborative work can help the students to improve their way of working, allows them to have several point of view on a subject. Moreover, the collaborative work can help the students to give back a different work from the one they could have done alone.

[Reply](#) • [Quote](#) • [Edit](#) • [Delete](#)

[Laurelia.J](#) - 14.04.2021 @ 10:55

1) I like working in group on project because you can know the differennt opinions of your comarads and debat on it. The thing that is difficult with that is that sometimes the work doesn't go forward and we just keep wasting time because we can't make decisions.

2) Collaborative work can bring new understanding of some perspective ad also you know better your class mates. To me it just bring the fun to be with friends and working on something that I like.

[Reply](#) • [Quote](#) • [Edit](#) • [Delete](#)

[mathis.f](#) - 14.04.2021 @ 14:10

1) I enjoy working in a project because what I think is interesting in a groupwork is that each member can share his point of view and ideas on the subject they are working on. Each person has his own qualities and if we combine them together, something original can be created However, it can sometimes get difficult if people are not of the same mind, conflicts can then happen. Moreover, people may have diffrent working habits.

2) Collaborative work can bring new ideas, new methods of working but also friendships. It teaches us to work in community.To me, it allows to get to know my classmates better but also to do something that change from what we usually do in class.

[Reply](#) • [Quote](#) • [Edit](#) • [Delete](#)

[Natalia.B](#) - 16.04.2021 @ 14:05



messages. The other students were jealous... LOL

\* burcu şfl joins the chat



**Gülnaz Dağıstan**

17:22

Okay I will say my students to check twinmails.



**Gülnaz Dağıstan**

17:23

By this project, they speak English also. I am happy for this.

\* İNCİ F. joins the chat

17:23

Me



So, what method will be used for the activities in April ?



**Gülnaz Dağıstan**

17:23

We have completed the first month works. In April, se will do common works.

\* naba a joins the chat

**B I**



Download chat history

## Chat participants



+burcu şfl



+eunusers8474594



+Güneş G.



+naba a



+asya şfl



+Sena S.



+eunusers8316557



@Gülnaz Dağıstan



+Fatma Vural



+eunusers7017190



+İremnur Y.



+Sedef K.



+selin 1234



+duru d.y.



+sahed a



@christelle hamard



@BEGÜM İLHAN



+melike 1234



@BEGÜM İLHAN



+burcu şfl

# On Twinspace, we use the chatroom





On Twinspace,  
we comment the  
other twinnings'  
productions and  
we learn from them





# Question: What activities did you do first?


First of all we all wrote and talked about our points of interest and what we felt about the media and if we cared about it very much or not at all.¶Second we had to show the school to the foreign students: with my group, we presented the hall and its advantages to the students during the breaks.¶Finally we watched the presentations of our foreign partners : the teachers and the students. It was very interesting to listen to their motivations. Finally we watched their projects about media literacy. (Mathis, Laura, Rachel)

For the E\_twinning project we have done some activities about the effect of disinformation on young people.¶First, we saw that the main risk for them is fake news because today there is a lot of fake news on internet and social networks such as the lies about the American elections or historical facts which are false and unfortunately, the young people who don't have a critical mind may finally believe it.¶One example of disinformation is the event with Nancy Pelosi. In fact here, a video of Nancy Pelosi (The Speaker of the US House, a democrat) has been manipulated and she appears intoxicated (drunk) because of some modifications but this video was shared more than 91 000 times, and viewed 2 million times !!¶¶Finally, disinformation is always among us and we have to develop our critical mind and be really careful ! (Jonathan, Clement, Saniyya, Sirine)

On Twinspace,  
we upload our  
productions in  
"pages". It is well-  
organized content


We create and play  
games

Leaderboard ✓ 2			
1 <sup>st</sup>	tiago	6	2:51s
2 <sup>nd</sup>	Özgegülnazteacher	4	1:00s
3 <sup>rd</sup>	sılagülnazteacher	4	1:17s
4 <sup>th</sup>	Sena	4	1:33s
5 <sup>th</sup>	Rabia	3	1:23s
6 <sup>th</sup>	bdgdfb	2	23.2s
7 <sup>th</sup>	nesli	2	41.3s



**BEGÜM İLHAN/  
CUMHURİYET  
ANATOLIAN HIGH  
SCHOOL**

My students introduced themselves one by one.



**Fadimeana  
Çelebi/Zübeyde Hanım  
Vocational and  
Technical Anatolian  
High School/Düzce**

my students are introducing themselves.

**We are students  
from France**











**Here we are : Clement,  
Saniyya, Sirine and  
Jonathan**

• LET'S GET TO KNOW MORE ABOUT US •

**WE ARE STUDENTS FROM FRANCE**

**French students: let's  
meet Clement,  
Jonathan, Sirine and  
Saniyya. Listen to their  
presentations**

[Link](#)

**Let's watch the  
presentations of  
Andrea, Eloane, Ines  
and Nathan!**

[Link](#)

**Benamine, Mohamed,  
Mlyce, Natalia and  
Thomas**





from France, Lycée  
Descartes  
Listen to us






et winning Twin Space

Let's get to know more about us...  
We are students from France...


**Here they are : Andrea,  
Ines, Eloane, Nathan**



On Twinspace, in  
"pages",  
we have all  
the objectives and  
organization  
recommendations  
ready!



**MAY**



- 1.Preparing news bulletin.
- 2.Final Product:Make a project newspaper collaboratively about a relevant fictional setting student can write a breaking news story, whereas another can craft a report about a major local event etc.Encourage students to pitch ideas.
- 3.Assesment of project from students and teachers
- 4.Preparing final survey and compare pre and final survey.