

Hi and Welcome to Paris,

I hope you will enjoy your stay in my apartment.

Please take care of it just as if it was your own place 😊

Just a few things you should know to make your stay even more pleasant.

Please leave this booklet on the table when leaving.

Have a nice stay in Paris!

- **Important Practical information**

!/ \Please do not wear high heels shoes inside the apartment as it could seriously damage the wood flooring.


➤ **Electricity / Hot water**

The electric meter is located behind the Woman painting in the entrance corridor.

The electric meter is working on energy saving mode which means that it is heating during the night only.

In energy saving mode you have enough hot water for 2-3 showers a day but not more.

If you need more hot water, please make sure **every morning** the following button (see picture) is in the **I position** (not auto , not 0) **!/ \ It will automatically return to auto mode every night at 11 pm so you have to put it on I every morning if you need more hot water**



➤ Cleaning up

Hoover and other cleaning equipment (including washing machine) are in the hidden space in front of the entrance, next to the bedroom.


To open this hidden door, just press on it.



Cleaning products are in the kitchen, under the sink



If you want to clean the table, the bar or anything in the kitchen or in the bathroom, please use a soft duster and the following product.



Please do not use the side of the sponge which is abrasive



➤ Safety

1- Locking main door

Please double lock the door when going outside and at night when sleeping.

./!\ If the door closes when you are outside, you will be locked outside

2- Fire alarm system

Fire alarm equipment is located in the main corridor on the ceiling near the entrance door.

./!\ If the fire alarm equipment starts ringing please check what's happening.

If it is ringing for no obvious reason, just switch it off by removing the battery in it and place it back, **on start mode**

➤ Address and access codes

The address of the apartment is: 6 bis rue Ravignan 75018 Paris

The apartment is located in the 2nd building at the 4th floor on the right

1st access door code: 2104A

2nd access door code: A4012

➤ Wifi network and codes

Network name is freeboxalex. Wifi code is 143CBE09AD

➤ **Transportation**

1- **Metro line 12, station Abbesses**, 3min walk approximately

Just down the street on the left next to the carousel and the church

If you want to go in the centre of Paris take direction Marie d'Issy.

Take direction Aubervilliers to come back to the apartment

2- **Metro ligne 2, stations Pigalle or Blanche** (6-7min walk approximately)

If you want to go to the Champs Elysees take line 2 direction Porte Dauphine and get off at station « Charles de Gaulle Etoile »

Take direction Nation to come back

➤ **Smoking & Pets**

My apartment is a non-smoking area.

Pets are forbidden

➤ **Clothes**

You have free space for your clothes in the wardrobe located in the bedroom

➤ **Other info**

Most doors and drawers can be opened by pressing or pushing the doors

!/ Please note that some doors and drawers are locked on purpose for privacy reasons, no need to insist if it is not opening ;-)

• **Food**

You will find everything you need just down the street on the left in the street « Rue des abbesses » (cheese, butcher, fishmonger, bakery...)


- **Kitchen**

Feel free to use anything you need.

Forks, knives, spoons and other things are located in the 2 hidden drawers located in the central part (the bar) of the kitchen



➤ **Induction plate**




1- Chose the one you want to use, press on the corresponding pictogram

2- Change temperature using + and –

Shut down by pressing a few seconds on the corresponding pictogram.

NB: If you the locker is showing red it means you have locked the plate by mistake.
To unlock, press a few seconds on the locker pictogram


➤ Oven



Close the door

- 1- Turn the left button on the second choice on the right
- 2- To choose temperature, turn the right button on + or –
- 3- **When finished, turn the left button on 0**

➤ Dishwasher



- 1- Press the button on the left
- 2- then press the button Auto

3- then press the button with the timer pictogram

4- Then press start.

Close the door and it will start automatically (red light showing on the floor)

• TV

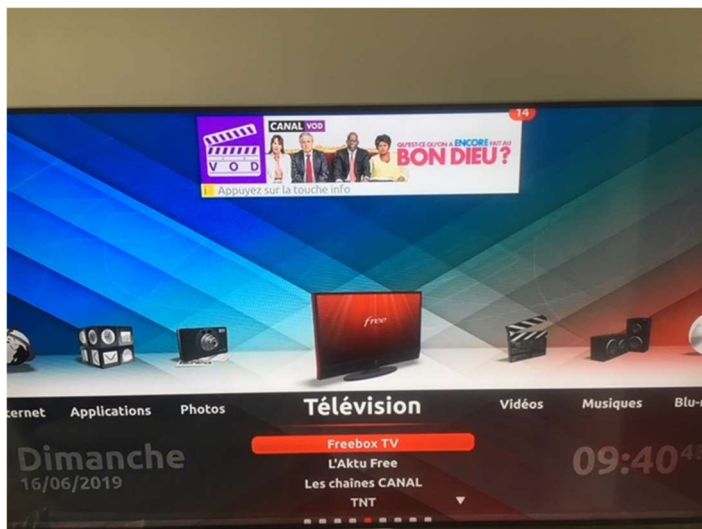
To switch on TV, first press the red button on the TV remote control (black one)

Then press the power button on the second remote control (grey one)



TV screen will show like this, choose Television with the grey remote control and then chose « Freebox TV » and press ok on the grey remote control.





To turn off TV, press the power button of each remote control