

LES 100 PERES DE MERES QUI COMPTENT ...



PREAMBULE

Bonjour la compagnie...

Comme désormais chaque année depuis 3, le guide des Pères de Mères fait son retour, à disposition de la communauté, afin de préparer la saison d'élevage **2019/2020**.

Il n'a toujours aucune autre utilité que de fournir à ceux qui le souhaitent, une compilation de renseignements propres aux courants de sangs utilisés sur le jeu et ne prétend en aucune façon détenir la vérité absolue...

Le guide change cette année pour laisser place à un **TOP 100** des meilleurs Pères de Mères disponibles sur le marché.

La raison principale de ce changement est due à l'augmentation mécanique du nombre d'Étalons à traiter chaque année et au "calvaire" de s'infliger chaque saison le calcul de la moyenne de production des filles d'étalons tels que **Jordan du Bezirais** (175ème et bon dernier du classement en **2018** avec une moyenne de production de ses filles à 2,5).

Si votre Étalon favori n'apparaît pas dans le palmarès, je vous invite donc, à effectuer les calculs de la production de ses filles, vous même...

Le mode de calcul qui me semble juste et équilibré, pour chaque étalon traité, vous est expliqué au paragraphe suivant...

Malgré le soin apporté à la rédaction du présent palmarès, il se peut que des erreurs se soient glissées à l'intérieur. N'hésitez à faire remonter pour correction, si vous en décelez.

Bonne Lecture...

Olivier

MODE DE CALCUL

Chaque année, le **Top 120** de la saison précédente est extrait de la base de données existante. A ce **Top 120** il convient de rajouter les étalons éligibles pour la saison d'élevage concernée.

Pour être éligible au classement il faut avoir produit des filles (de **génération Q à E**) qui ont eu, elles mêmes, une production significative.

Par production significative, il est entendu que pour les filles des étalons référencés, il existe une production globale d'au moins **10 poulains (Toutes générations confondues)**. Pour cette raison que certains étalons, pourtant éligibles, n'apparaissent pas cette année. Ils ont été traités mais attendent de voir la production de leurs filles passer le pallier de référencement.

Pour ce Guide 2019/2020, **4** Etalons Pères de Mères ont rejoint la liste de test : **Rocklyn, Unique Pin, Verlan du Vivier et Vincenzo Céhère**.

Cela nous donne donc **124 PDM** traités en fonction de la moyenne de production de leurs filles, depuis l'Année de référence (**2018**), correspondant à la mise en place de la mortalité des poulains.

Cette mesure, préférée à la prise en compte de la moyenne de production annuelle, permet de compenser l'effet immédiat d'une mauvaise saison sur le classement du palmares et le côté "**sanction sans appel**"...

La suite est simple :

Les **100 meilleurs** apparaissent au palmares de la saison dans l'ordre de classement de la moyenne de production **globale** de leurs filles.

les **20 suivants** sont placés dans la "**Zone Grise**" et seront testés à nouveau, chaque année, tant qu'ils sont présents dans la zone de classement **101/120**.

Les moins performants sortent définitivement du classement jusqu'à retrouver le **Top 120** à tester la saison suivante selon le même mode de calcul.

Le nombre de sortants dépend chaque année, du nombre d'entrées. Ainsi cette saison **4 Etalons** sortent définitivement du Guide.

Il s'agit de : **Elvis de Rossignol, Opus Viervil, Epicondyle et Iserio**.

QUELQUES CHIFFRES EN VRAC...

Moyenne Globale Moyenne : Total des Moyennes Globales / 100

Taux de Qualité Global Moyen : Total des Taux Globaux de Qualité / 100

Taux de Fertilité Global Moyen : Total des Taux Globaux de Fertilité / 100

Les filles des 100 Etalons du palmarès, ont donné naissance en 2019 à **3060** poulains (dont 2900 vivants), soit **71%** de la production totale d'HippoFrance (**4322**).

En 2019, la **Moyenne Globale Moyenne** des filles des etalons du palmarès est de **5,63**. En 2018 il était de **5,80**.

En 2019, le **Taux de Qualité Global Moyen** des filles des etalons du palmarès est de **12,82%**. En 2018 il était de **13,64%**.

En 2019, le **Taux de Fertilité Global Moyen** des filles des etalons du palmarès est de **94,45%**. En 2018 il était de **97,75%**.



ILS ONT REJOINT LE PALMARES EN 2019...

ROCKLYN, le pari **SPECULATIF**...

A, n'en pas douter la plus contrastée des arrivées dans le palmares à la **61ème** place avec une moyenne globale de **4,55**.

Les filles de Rocklyn ont la particularité d'avoir transmis depuis 2018 le **7ème** taux de qualité du palmarès avec **33%** des 29 poulains générés depuis 2018.

Néanmoins il existe un revers à cette médaille : les filles de Rocklyn ayant procréé disposent également du plus mauvais taux de fertilité Global du Palmarès avec **72%** et un taux catastrophique de **55%** en 2019.

Pour amateurs de sensations fortes...

UNIQUE PIN, la **DECEPTION**...

Cette première saison ne permet pas aux filles d'Unique Pin de figurer dans le palmares, malgré une moyenne 2019 et une moyenne générale a **4,60**, là où le dernier du palmarès "culmine" a **4,85**.

Il est donc directement placé en zone grise, en **109ème** place, et sera re-testé la saison prochaine...

A les moyens de se reprendre...

VERLAN DU VIVIER, globalement **SATISFAISANT**...

Les filles de Verlan du Vivier, avec une moyenne de production à **5,7** en 2019, et à **5,35** au palmares global, propulsent leur etalon de père directement à la **56ème** place du palmares.

Une entrée discrète mais avec une base de poulinières solide qui va aller en s'étoffant et donner une belle capacité de progression.

A suivre...

VINCENZO CEHERE, la belle **SURPRISE**...

Les filles de Vincenzo Céhère permettent, avec une moyenne de production 2019, de **6,42** et une moyenne globale de **6,13**, de faire entrer leur père à la **24ème** place du palmarès 2019.

Cette entrée "fracassante" dans le **Top 25** augure de belles productions...

Confirmation attendue...

ILS SONT EN ZONE GRISE POUR 2019...

La moyenne globale de productions des filles en activité de ces étalons ne leur a pas permis de se maintenir dans le TOP 100 saison 2019.

Ils seront testés à nouveau l'an prochain et peuvent redresser la barre...

Ou pas...

| ETALON | Moyenne Globale | Palmares Global |
|--------------------|-----------------|-----------------|
| FAN QUICK | 4,8 | 101 |
| KIWI | 4,77 | 102 |
| HERMES DE PERICARD | 4,77 | 103 |
| GOVERNADOR | 4,72 | 104 |
| RAPIDE DU BOIS | 4,7 | 105 |
| SPEEDY BLUE | 4,7 | 106 |
| REX NORMANUS | 4,69 | 107 |
| IMOKO | 4,63 | 108 |
| UNIQUE PIN | 4,6 | 109 |
| NOT DISTURB | 4,58 | 110 |

| ETALON | Moyenne Globale | Palmares Global |
|--------------------|-----------------|-----------------|
| MON BELLOUET | 4,58 | 111 |
| CEZIO JOSSELYN | 4,54 | 112 |
| CARPE DIEM | 4,53 | 113 |
| SCIPION DU GOUTIER | 4,5 | 114 |
| CAPRICCIO | 4,5 | 115 |
| FORTUNA FANT | 4,49 | 116 |
| ONYX DU GOUTIER | 4,47 | 117 |
| HERMES PERRINE | 4,46 | 118 |
| JAIRO DES VEYS | 4,45 | 119 |
| DJIM DU HAUVENT | 4,25 | 120 |



ILS SORTENT DU PALMARES...

Pas grand chose à dire pour les filles de ces étalons, les chiffres parlent d'eux mêmes... Leur production était anecdotiques et n'a concerné, cette année que 23 Poulains I...

| ETALON | Moyenne Globale | Palmarès Global |
|--------------------|-----------------|-----------------|
| ELVIS DE ROSSIGNOL | 4,24 | 121 |
| OPUS VIERVIL | 4,24 | 122 |
| ISERIO | 4,1 | 123 |
| EPICONDYLE | 4 | 124 |



DES PAILLETES... DES PAILLETES...

35 étalons possèdent des filles dont le taux de fertilité est de **100%** depuis 2 ans... Et 24 de plus pour des taux de fertilité oscillants entre **95%** et **99%**...

A contrario, pour les taux de fertilité les plus faibles, **20** Etalons ont des filles dont le taux de reproduction se situe entre **72%** et **89%**

| ETALON | % Reprod Globale | Palmares Global |
|--------------------|------------------|-----------------|
| ROCKLYN | 72% | 100 |
| LULO JOSSELYN | 80% | 99 |
| MON JEU DIAM | 81% | 98 |
| TAILLEVENT D'URZY | 81% | 97 |
| BON CONSEIL | 81% | 96 |
| SAXO DE VANDEL | 82% | 95 |
| ULYSSE DES RACQUES | 84% | 94 |
| PODOSIS | 84% | 93 |
| IN LOVE WITH YOU | 85% | 92 |
| NOTRE HAUFOR | 86% | 91 |

| ETALON | % Reprod Globale | Palmares Global |
|--------------------|------------------|-----------------|
| MAGNIFICENT RODNEY | 86% | 90 |
| KERIDO DU DONJON | 86% | 89 |
| DERBY DU GITE | 87% | 88 |
| CALIFE DES NOUES | 87% | 87 |
| SEVERINO | 88% | 86 |
| CEDRE DU VIVIER | 88% | 85 |
| TORINO PIERJI | 88% | 84 |
| CYGNUS D'ODYSSEY | 88% | 83 |
| READY CASH | 89% | 82 |
| QUADROPHENIO | 89% | 81 |



LA CREME... DE LA CREME...

La quantité c'est bien... Mais la qualité c'est pas mal aussi...

A ce titre, les filles de **16** Etalons référencés, n'ont engendrés aucun poulain Niv **8, 9** ou **10** et ce depuis 2018...

A contrario, Les filles de **20** "champions", produisent des chevaux dont **25%** à **40%** sont de niveaux supérieurs ou égaux au niveau **8**...

| ETALON | % Qualité Globale | Palmares Global |
|--------------------|-------------------|-----------------|
| VIVIER DE MONTFORT | 40% | 1 |
| PRODIGIOUS | 38% | 2 |
| GANYMEDE | 36% | 3 |
| QUAKER JET | 35% | 4 |
| GOETMALS WOOD | 33% | 5 |
| UGO DES YOLAIS | 33% | 6 |
| ROCKLYN | 33% | 7 |
| ESCARTEFIGUE | 32% | 8 |
| HELLO JO | 31% | 9 |
| TENOR DE BEAUNE | 30% | 10 |

| ETALON | % Qualité Globale | Palmares Global |
|-------------------|-------------------|-----------------|
| BUVETIER D'AUNOU | 30% | 11 |
| ECHO | 30% | 12 |
| COCKTAIL JET | 29% | 13 |
| SANCHO PANCA | 29% | 14 |
| UN PAS DE PLUS | 29% | 15 |
| ULYSSE DE CAMBRON | 28% | 16 |
| JAG DE BELLOUET | 28% | 17 |
| TSAR GRIFF | 26% | 18 |
| HAND DU VIVIER | 25% | 19 |
| ROC MESLOIS | 25% | 20 |



PALMARES GENERAL

| ETALONS PERES DE MERES | Naissances | | Taux Qualité | | Taux Fertilité | | Moyenne PDM | | Palmares PDM | | Evolution Palmares Global |
|------------------------|------------|--------|--------------|--------|----------------|--------|-------------|--------|--------------|--------|---------------------------|
| | 2019 | Totale | 2019 | Global | 2019 | Global | 2019 | Global | 2019 | Global | |
| PRODIGIOUS | 33 | 50 | 27% | 38% | 100% | 100% | 6,76 | 7,29 | 3 | 1 | - |
| VIVIER DE MONTFORT | 46 | 89 | 48% | 40% | 100% | 100% | 7,2 | 7,04 | 1 | 2 | -8 |
| TENOR DE BEAUNE | 35 | 69 | 20% | 30% | 100% | 100% | 6,6 | 6,84 | 10 | 3 | +1 |
| GOETMALS WOOD | 116 | 225 | 33% | 33% | 100% | 100% | 6,74 | 6,83 | 5 | 4 | -1 |
| BUVETIER D'AUNOU | 66 | 130 | 27% | 30% | 100% | 100% | 6,76 | 6,82 | 4 | 5 | -6 |
| GANYMEDE | 88 | 165 | 35% | 36% | 100% | 100% | 6,69 | 6,81 | 7 | 6 | -2 |
| UGO DES YOLAIS | 22 | 33 | 32% | 33% | 100% | 100% | 6,68 | 6,8 | 8 | 7 | +3 |
| QUAKER JET | 51 | 88 | 41% | 35% | 100% | 100% | 6,96 | 6,71 | 2 | 8 | -9 |
| HELLO JO | 53 | 97 | 21% | 31% | 100% | 100% | 6,32 | 6,69 | 16 | 9 | +6 |
| COKTAIL JET | 108 | 207 | 30% | 29% | 100% | 100% | 6,57 | 6,61 | 12 | 10 | -4 |
| LOVE YOU | 103 | 198 | 18% | 24% | 99% | 99% | 6,23 | 6,51 | 18 | 11 | -1 |
| HAND DU VIVIER | 59 | 111 | 20% | 25% | 100% | 100% | 6,08 | 6,5 | 21 | 12 | +6 |
| TSAR GRIFF | 31 | 54 | 29% | 26% | 100% | 100% | 6,65 | 6,45 | 9 | 13 | -10 |
| ALPHA BARBES | 5 | 11 | 20% | 18% | 100% | 100% | 6,4 | 6,45 | 15 | 14 | -1 |
| ULYSSE DE CAMBRON | 10 | 18 | 30% | 28% | 100% | 100% | 6,7 | 6,41 | 6 | 15 | -15 |
| JAG DE BELLOUET | 53 | 101 | 28% | 28% | 100% | 100% | 6,26 | 6,34 | 17 | 16 | -4 |
| HERMES DE MONTFORT | 34 | 61 | 12% | 23% | 97% | 98% | 5,94 | 6,32 | 30 | 17 | +4 |
| SANCHO PANCA | 34 | 68 | 18% | 29% | 100% | 100% | 5,76 | 6,32 | 36 | 18 | +9 |
| UN PAS DE PLUS | 34 | 59 | 29% | 29% | 100% | 100% | 6,41 | 6,31 | 14 | 19 | -6 |
| MEAULNE DU CORTA | 63 | 116 | 17% | 23% | 100% | 100% | 6,19 | 6,31 | 19 | 20 | -2 |
| ESCARTEFIGUE | 16 | 31 | 31% | 32% | 100% | 100% | 6,13 | 6,3 | 20 | 21 | -5 |
| DEFI D'AUNOU | 69 | 129 | 14% | 24% | 99% | 99% | 5,65 | 6,28 | 40 | 22 | -15 |
| ECHO | 44 | 87 | 25% | 30% | 98% | 98% | 6 | 6,15 | 25 | 23 | -1 |
| VINCENZO CEHERE | 12 | 18 | 25% | 17% | 100% | 100% | 6,42 | 6,13 | 13 | 24 | New |
| TI AMO DU TRIO | 22 | 34 | 9% | 12% | 100% | 100% | 5,91 | 6,12 | 32 | 25 | -4 |
| ESOTICO STAR | 24 | 46 | 17% | 20% | 100% | 100% | 6,04 | 6,11 | 23 | 26 | - |
| OFFSHORE DREAM | 31 | 59 | 16% | 20% | 94% | 97% | 6,06 | 6,1 | 22 | 27 | -1 |
| FULL ACCOUNT | 23 | 42 | 9% | 17% | 96% | 98% | 5,78 | 6,1 | 35 | 28 | +9 |
| GAI BRILLANT | 56 | 110 | 16% | 17% | 96% | 98% | 6,02 | 6,06 | 24 | 29 | -3 |
| COURLIS DU PONT | 5 | 9 | 20% | 22% | 100% | 100% | 6,6 | 6,05 | 11 | 30 | -28 |
| LOOK DE STAR | 51 | 104 | 14% | 16% | 100% | 100% | 5,86 | 6,02 | 33 | 31 | +4 |
| HIMO JOSSELYN | 33 | 64 | 21% | 17% | 97% | 98% | 6 | 6 | 26 | 32 | -3 |
| EXTREME DREAM | 5 | 10 | 20% | 20% | 100% | 100% | 6 | 5,9 | 27 | 33 | -6 |
| FLEURON PERRINE | 52 | 99 | 21% | 17% | 98% | 99% | 5,92 | 5,84 | 31 | 34 | -10 |

| ETALONS PERES DE MERES | Naissances | | Taux Qualité | | Taux Fertilité | | Moyenne PDM | | Palmares PDM | | Evolution Palmares Global |
|------------------------|------------|--------|--------------|--------|----------------|--------|-------------|--------|--------------|--------|---------------------------|
| | 2019 | Totale | 2019 | Global | 2019 | Global | 2019 | Global | 2019 | Global | |
| QUARO | 35 | 60 | 11% | 13% | 100% | 100% | 5,54 | 5,83 | 47 | 35 | +4 |
| MEMPHIS DU RIB | 41 | 75 | 15% | 16% | 93% | 96% | 5,46 | 5,84 | 50 | 36 | +12 |
| INSERT GEDE | 47 | 90 | 15% | 17% | 94% | 97% | 5,47 | 5,8 | 48 | 37 | +8 |
| ECLAIR DE VANDEL | 20 | 39 | 5% | 10% | 90% | 95% | 5,8 | 5,74 | 34 | 38 | -12 |
| GAZOUILLIS | 35 | 68 | 6% | 9% | 97% | 97% | 5,6 | 5,74 | 42 | 39 | +2 |
| ROC MESLOIS | 14 | 24 | 29% | 25% | 93% | 96% | 5,57 | 5,69 | 46 | 40 | - |
| ORLANDO VICI | 27 | 55 | 0% | 11% | 96% | 98% | 5,37 | 5,69 | 53 | 41 | +7 |
| QUALMIO DE VANDEL | 13 | 24 | 0% | 4% | 100% | 96% | 5,46 | 5,64 | 51 | 42 | +4 |
| INSTALL | 21 | 41 | 10% | 10% | 90% | 95% | 5,33 | 5,64 | 54 | 43 | +7 |
| NIKY | 38 | 73 | 13% | 14% | 92% | 93% | 5,63 | 5,62 | 41 | 44 | -8 |
| CARUS D'OCCAGNES | 8 | 15 | 25% | 13% | 88% | 93% | 5,75 | 5,59 | 37 | 45 | -20 |
| KOOL DU CAUX | 20 | 33 | 20% | 18% | 85% | 91% | 5,7 | 5,58 | 38 | 46 | -16 |
| KESACO PHEDO | 26 | 49 | 8% | 6% | 96% | 98% | 5,58 | 5,57 | 45 | 47 | -9 |
| NOBILIS JIEL | 5 | 9 | 20% | 11% | 100% | 100% | 5,6 | 5,55 | 43 | 48 | -11 |
| DAHIR DE PRELONG | 27 | 53 | 4% | 8% | 85% | 92% | 5,04 | 5,54 | 66 | 49 | +16 |
| GIANT CAT | 26 | 46 | 8% | 7% | 92% | 96% | 5,27 | 5,51 | 56 | 50 | +5 |
| FILOU DE LA GRILLE | 1 | 4 | 0% | 0% | 100% | 100% | 6 | 5,5 | 28 | 51 | -53 |
| GENERAL DU POMMEAU | 30 | 52 | 10% | 13% | 97% | 96% | 5,27 | 5,49 | 57 | 52 | +5 |
| EVER JET | 14 | 29 | 7% | 7% | 93% | 97% | 5,07 | 5,44 | 65 | 53 | +11 |
| PRINCE D'ESPACE | 5 | 12 | 0% | 0% | 100% | 92% | 6 | 5,43 | 29 | 54 | -59 |
| BON CONSEIL | 14 | 26 | 7% | 8% | 79% | 81% | 5,14 | 5,36 | 59 | 55 | - |
| VERLAN DU VIVIER | 10 | 14 | 10% | 7% | 100% | 100% | 5,7 | 5,35 | 39 | 56 | New |
| SHOWTIME BOURBON | 32 | 55 | 6% | 7% | 97% | 96% | 5,44 | 5,33 | 52 | 57 | -27 |
| JULIANO STAR | 9 | 18 | 22% | 17% | 100% | 100% | 5,33 | 5,33 | 55 | 58 | -15 |
| VALDEZ | 12 | 22 | 0% | 5% | 100% | 100% | 4,83 | 5,32 | 76 | 59 | +18 |
| VAINQUEUR AIMEF | 15 | 23 | 7% | 4% | 100% | 100% | 5,6 | 5,3 | 44 | 60 | -39 |
| ROCKLYN | 11 | 18 | 27% | 33% | 55% | 72% | 4,55 | 5,27 | 94 | 61 | New |
| JARDY | 27 | 56 | 4% | 2% | 85% | 93% | 4,81 | 5,25 | 78 | 62 | +13 |
| JEANBAT DU VIVIER | 28 | 53 | 0% | 6% | 86% | 92% | 4,75 | 5,24 | 80 | 63 | +17 |
| AXE DES SARTS | 4 | 9 | 0% | 11% | 100% | 100% | 5,25 | 5,23 | 58 | 64 | -24 |
| VOICI DU NIEL | 16 | 29 | 13% | 10% | 81% | 90% | 4,75 | 5,22 | 81 | 65 | +17 |
| IDEAL DE L'ITON | 14 | 28 | 14% | 7% | 86% | 93% | 5,14 | 5,21 | 60 | 66 | -11 |
| QUITUS DU MEXIQUE | 21 | 41 | 0% | 2% | 95% | 95% | 5,14 | 5,2 | 61 | 67 | -13 |
| FIRST DE RETZ | 29 | 58 | 7% | 9% | 86% | 90% | 5 | 5,19 | 67 | 68 | -2 |

| ETALONS PERES DE MERES | Naissances | | Taux Qualité | | Taux Fertilité | | Moyenne PDM | | Palmares PDM | | Evolution Palmares Gobaal |
|------------------------|------------|--------|--------------|--------|----------------|--------|-------------|--------|--------------|--------|---------------------------|
| | 2019 | Totale | 2019 | Global | 2019 | Global | 2019 | Global | 2019 | Global | |
| QUADROPHENIO | 17 | 35 | 12% | 6% | 94% | 89% | 5,47 | 5,18 | 49 | 69 | -39 |
| CALIFE DES NOUES | 12 | 23 | 0% | 0% | 83% | 87% | 5 | 5,18 | 68 | 70 | -2 |
| FORING | 10 | 20 | 0% | 5% | 80% | 90% | 4,7 | 5,15 | 86 | 71 | +18 |
| CYGNUS D'ODYSSEE | 24 | 48 | 4% | 6% | 75% | 88% | 4,67 | 5,15 | 87 | 72 | +21 |
| PAISY DREAM | 7 | 12 | 0% | 0% | 86% | 92% | 4,43 | 5,11 | 99 | 73 | +30 |
| DERBY DU GITE | 24 | 53 | 0% | 0% | 79% | 87% | 4,75 | 5,08 | 82 | 74 | +7 |
| KAISY DREAM | 33 | 67 | 0% | 1% | 85% | 90% | 4,88 | 5,07 | 73 | 75 | -4 |
| PODOSIS | 16 | 38 | 6% | 5% | 81% | 84% | 4,94 | 5,06 | 71 | 76 | -14 |
| READY CASH | 49 | 91 | 8% | 7% | 80% | 89% | 4,71 | 5,05 | 85 | 77 | +6 |
| TORINO PIERJI | 18 | 26 | 0% | 0% | 89% | 88% | 4,94 | 5,03 | 72 | 78 | -15 |
| JASMIN DE FLORE | 25 | 48 | 8% | 4% | 92% | 94% | 5 | 5,02 | 69 | 79 | -18 |
| KOREAN | 39 | 74 | 0% | 3% | 85% | 92% | 4,74 | 5,01 | 84 | 80 | +4 |
| ULYSSE DES RACQUES | 12 | 19 | 0% | 0% | 83% | 84% | 5,08 | 4,97 | 64 | 81 | -31 |
| KAZIRE DE GUEZ | 3 | 8 | 0% | 0% | 100% | 100% | 4,33 | 4,97 | 107 | 82 | +28 |
| LATINUS | 14 | 28 | 0% | 0% | 86% | 93% | 4,5 | 4,96 | 95 | 83 | +19 |
| SAM BOURBON | 7 | 11 | 0% | 0% | 100% | 100% | 5,14 | 4,95 | 62 | 84 | -36 |
| KERIDO DU DONJON | 3 | 6 | 5% | 5% | 85% | 86% | 4,85 | 4,95 | 75 | 85 | -11 |
| QUALYPSO JIEL | 6 | 11 | 0% | 0% | 83% | 91% | 4,5 | 4,95 | 96 | 86 | +17 |
| IN LOVE WITH YOU | 31 | 62 | 0% | 2% | 74% | 85% | 4,48 | 4,95 | 97 | 87 | +21 |
| CEDRE DU VIVIER | 17 | 34 | 0% | 3% | 94% | 88% | 5,12 | 4,94 | 63 | 88 | -31 |
| HERMES DU BUISSON | 17 | 34 | 0% | 3% | 88% | 91% | 4,65 | 4,94 | 88 | 89 | +8 |
| TAILLEVENT D'URZY | 15 | 27 | 0% | 0% | 80% | 81% | 4,87 | 4,93 | 74 | 90 | -10 |
| SEVERINO | 32 | 60 | 0% | 3% | 84% | 88% | 4,78 | 4,93 | 79 | 91 | -4 |
| OYONNAX | 12 | 21 | 0% | 0% | 92% | 95% | 4,83 | 4,92 | 77 | 92 | -11 |
| LULO JOSSELYN | 5 | 10 | 0% | 0% | 80% | 80% | 5 | 4,9 | 70 | 93 | -23 |
| NI HO PED D'OMBREE | 14 | 30 | 0% | 3% | 86% | 93% | 4,36 | 4,9 | 106 | 94 | +31 |
| MAGNIFICENT RODNEY | 12 | 21 | 8% | 5% | 83% | 86% | 4,75 | 4,88 | 83 | 95 | -6 |
| SAXO DE VANDEL | 19 | 33 | 5% | 3% | 74% | 82% | 4,47 | 4,88 | 98 | 96 | +18 |
| UNCARING | 12 | 22 | 0% | 5% | 83% | 91% | 4,33 | 4,87 | 108 | 97 | +29 |
| MON JEU DIAM | 14 | 27 | 0% | 4% | 71% | 81% | 4,57 | 4,86 | 92 | 98 | +7 |
| MILLENIUM WOOD | 10 | 20 | 0% | 0% | 80% | 90% | 4,4 | 4,85 | 102 | 99 | +24 |
| NOTRE HAUFOR | 8 | 14 | 0% | 0% | 75% | 86% | 4,38 | 4,85 | 103 | 100 | +26 |

FICHES ETALONS

PRODIGIOUS

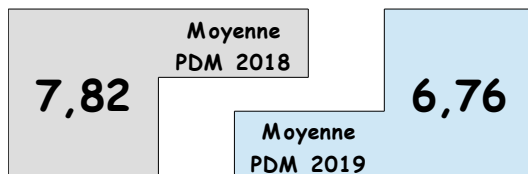
Production avant
Génération H

6




CLASSEMENT PDM GLOBAL

1



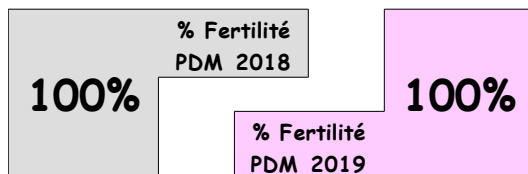
MOYENNE PDM GLOBALE

7,29



% QUALITE GLOBAL

38%



% FERTILITE GLOBAL

100%

| MOYENNE DE PRODUCTION DEPUIS REFORME GENERATION H | | | | | | | | | | |
|---|------------|---------------------------------------|----|-----|-----|-----|-----|-----|-----|----------|
| Génération | Naissances | Répartition des naissances par niveau | | | | | | | | MOYENNES |
| | | Morts (=2) | 4 | 5 | 6 | 7 | 8 | 9 | 10 | |
| H | 17 | 0 | 1 | 2 | 1 | 3 | 2 | 4 | 4 | 7,82 |
| I | 33 | 0 | 1 | 5 | 11 | 7 | 4 | 3 | 2 | 6,76 |
| Pourcentage I par niveau | | 0% | 3% | 15% | 33% | 21% | 12% | 9% | 6% | |
| TOTAUX | 50 | 0 | 2 | 7 | 12 | 10 | 6 | 7 | 6 | 7,29 |
| Pourcentage global par niveau | | 0% | 4% | 14% | 24% | 20% | 12% | 14% | 12% | |

MEILLEURE PRODUCTION DES FILLES (NIVEAUX 8 A 10)

| | | | | | |
|----------|-------------------|--|--|--|--|
| 8 | Duaker Valadour | | | | |
| | Big Up x2 | | | | |
| | Up and Quick | | | | |
| | Albinoni Witness | | | | |
| | Un Mec d'Héripéré | | | | |
| | | | | | |
| | | | | | |
| | | | | | |
| | | | | | |
| | | | | | |
| | | | | | |
| | | | | | |
| | | | | | |
| | | | | | |
| | | | | | |


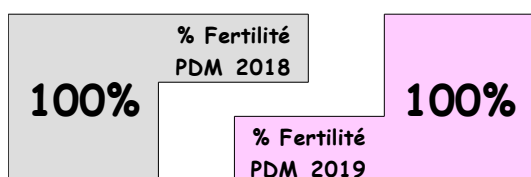

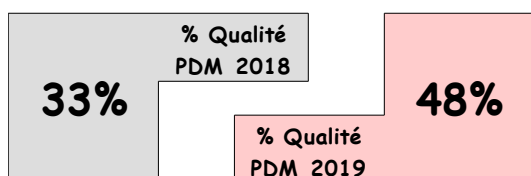
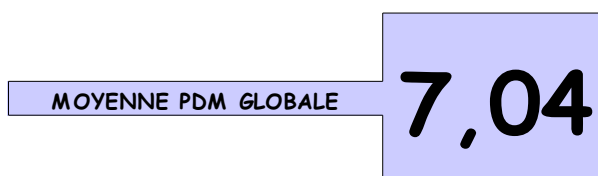
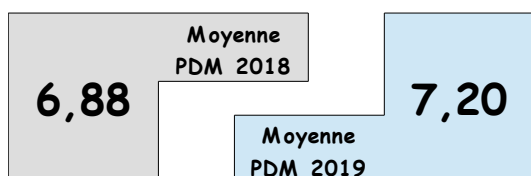
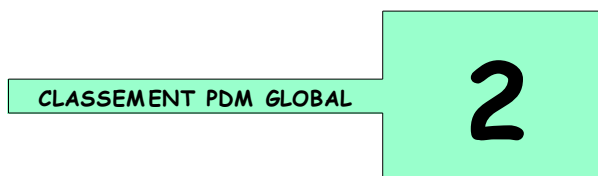
| | | | | | |
|----------|--------------------|--|--|--|--|
| 9 | Albinoni Witness | | | | |
| | Boulevard Inconnu | | | | |
| | Atarax de Laudebar | | | | |
| | Burberry Star | | | | |
| | Hand du Vivier x2 | | | | |
| | Antrax de Laudebar | | | | |
| | | | | | |
| | | | | | |
| | | | | | |
| | | | | | |
| | | | | | |
| | | | | | |
| | | | | | |
| | | | | | |
| | | | | | |

| | | | | | |
|-----------|------------------|--|--|--|--|
| 10 | Big Up | | | | |
| | Tsar Griff x2 | | | | |
| | Bold Eagle | | | | |
| | Albinoni Witness | | | | |
| | A la Star | | | | |
| | Insert Gédé | | | | |
| | United du Bourg | | | | |
| | | | | | |
| | | | | | |
| | | | | | |

VIVIER DE MONTFORT

Production avant
Génération H

79



| MOYENNE DE PRODUCTION DEPUIS REFORME GENERATION H | | | | | | | | | | |
|---|------------|---------------------------------------|----|-----|-----|-----|-----|-----|----|----------|
| Génération | Naissances | Répartition des naissances par niveau | | | | | | | | MOYENNES |
| | | Morts (=2) | 4 | 5 | 6 | 7 | 8 | 9 | 10 | |
| H | 43 | 0 | 2 | 9 | 11 | 7 | 2 | 8 | 4 | 6,88 |
| I | 46 | 0 | 4 | 7 | 6 | 7 | 7 | 11 | 4 | 7,20 |
| Pourcentage I par niveau | | 0% | 9% | 15% | 13% | 15% | 15% | 24% | 9% | |
| TOTAUX | 89 | 0 | 6 | 16 | 17 | 14 | 9 | 19 | 8 | 7,04 |
| Pourcentage global par niveau | | 0% | 7% | 18% | 19% | 16% | 10% | 21% | 9% | |

MEILLEURE PRODUCTION DES FILLES (NIVEAUX 8 A 10)

| | | | | | |
|-------------------|--------------------|----------------|--|--|--|
| 8 | Tsar Griff | Downing Street | | | |
| | Big Up | | | | |
| | Prodigious x2 | | | | |
| | Hand du Vivier | | | | |
| | Boulevard Inconnu | | | | |
| | Love You | | | | |
| | Offshore Dream | | | | |
| | Hermes de Montfort | | | | |
| | Unique Pin | | | | |
| | Vainqueur Aimef x1 | | | | |
| | Atarax de Laudebar | | | | |
| | Quaker Jet | | | | |
| | Aliboni Witness | | | | |
| | Ubelix de la Mare | | | | |
| | Royal Dream | | | | |
| | Varech du Citrus | | | | |
| | Antrax de Laudebar | | | | |
| | Cado de Laudebar | | | | |
| Amour d'Aunou | | | | | |
| Dis moi oui Julry | | | | | |

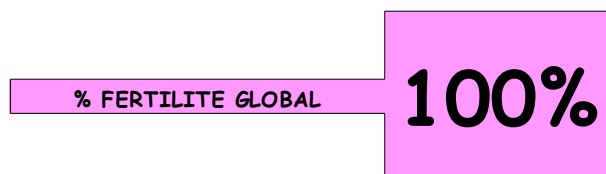
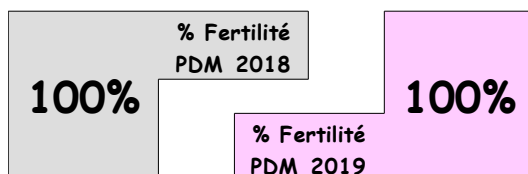
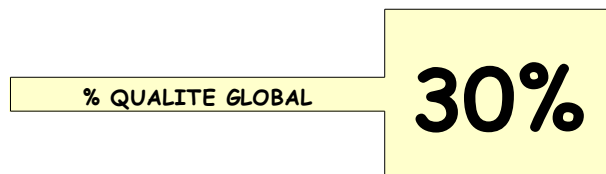

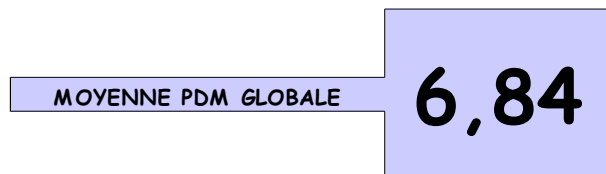
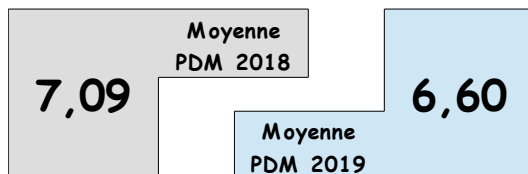
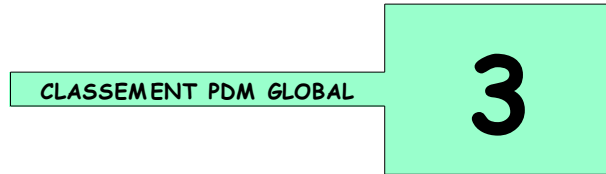
| | | | | | |
|---------------|---------------------|-----------------|--|--|--|
| 9 | Uri Mix | Big Up | | | |
| | Tucson | Eldorado Jet | | | |
| | Azeno d'Aunou | Duaker Valadour | | | |
| | Apollon Wood | Countdown Maker | | | |
| | C'Chic de la Sensée | Tucson | | | |
| | United du bourg | Prodigious | | | |
| | Quaro | Eragon Fantasy | | | |
| | Hand du Vivier | | | | |
| | Alibinoni Witness | | | | |
| | Antrax de Laudebar | | | | |
| | Quaker Jet | | | | |
| | Vainqueur Aimef | | | | |
| | Damages | | | | |
| | Meaulne du Corta | | | | |
| | Singalo | | | | |
| Goetmals Wood | | | | | |

| | | | | | |
|-----------|--------------------|--|--|--|--|
| 10 | Vainqueur Aimef x2 | | | | |
| | Aldo Valadour | | | | |
| | Apollon Wood x2 | | | | |
| | Alibinoni Witness | | | | |
| | Dis moi oui Julry | | | | |
| | Goetmals Wood | | | | |
| | Quaker Jet x3 | | | | |
| | Love You | | | | |
| | Eytukan Jet | | | | |

TENOR DE BEAUNE

Production avant
Génération H

126



| MOYENNE DE PRODUCTION DEPUIS REFORME GENERATION H | | | | | | | | | | |
|---|------------|---------------------------------------|----|-----|-----|-----|-----|-----|----|----------|
| Génération | Naissances | Répartition des naissances par niveau | | | | | | | | MOYENNES |
| | | Morts (=2) | 4 | 5 | 6 | 7 | 8 | 9 | 10 | |
| H | 34 | 0 | 2 | 3 | 9 | 6 | 6 | 6 | 2 | 7,09 |
| I | 35 | 0 | 0 | 9 | 11 | 8 | 2 | 2 | 3 | 6,60 |
| Pourcentage I par niveau | | 0% | 0% | 26% | 31% | 23% | 6% | 6% | 9% | |
| TOTAUX | 69 | 0 | 2 | 12 | 20 | 14 | 8 | 8 | 5 | 6,84 |
| Pourcentage global par niveau | | 0% | 3% | 17% | 29% | 20% | 12% | 12% | 7% | |

MEILLEURE PRODUCTION DES FILLES (NIVEAUX 8 A 10)

| | | | | | |
|---|--------------------|--|--|--|--|
| 8 | Rapide du Bois x2 | | | | |
| | Very Look | | | | |
| | Un Pas de Plus | | | | |
| | Black Swan | | | | |
| | Azeno d'Aunou | | | | |
| | Another Love | | | | |
| | Bahamas x3 | | | | |
| | Verlan du Vivier | | | | |
| | Quitus du Mexique | | | | |
| | Prodigious x2 | | | | |
| | Véloce du Vivier | | | | |
| | Downing Street | | | | |
| | To Be or Not to Be | | | | |
| | Antrax de Laudebar | | | | |
| | Hand du Vivier | | | | |
| | Blue Electric | | | | |
| | Tsar Griff | | | | |
| | | | | | |
| | | | | | |

| | | | | | |
|---|--------------------|--|--|--|--|
| 9 | Vacarme | | | | |
| | Showtime Bourbon | | | | |
| | Azeno d'Aunou | | | | |
| | Burberry Star | | | | |
| | Big George | | | | |
| | Général du Pommeau | | | | |
| | Another Love x2 | | | | |
| | Unique Pin | | | | |
| | Babyfoot | | | | |
| | Dis moi oui July | | | | |
| | Prodigious | | | | |
| | Hand du Vivier | | | | |
| | Atarax de Laudebar | | | | |
| | Goetmals Wood | | | | |
| | | | | | |
| | | | | | |

| | | | | | |
|----|-----------------------|--|--|--|--|
| 10 | Big Up | | | | |
| | Hand du Vivier | | | | |
| | Général du Pommeau | | | | |
| | Hermes de Montfort x2 | | | | |
| | Hello Jo | | | | |
| | Ugo des Yolais | | | | |
| | Django de montfort x2 | | | | |
| | Duaker Valadour | | | | |
| | | | | | |
| | | | | | |

GOETMALS WOOD

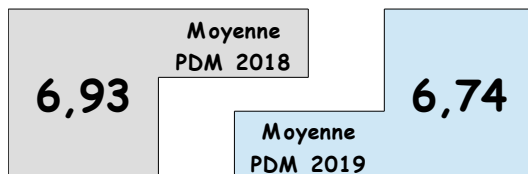
Production avant
Génération H

323




CLASSEMENT PDM GLOBAL

4



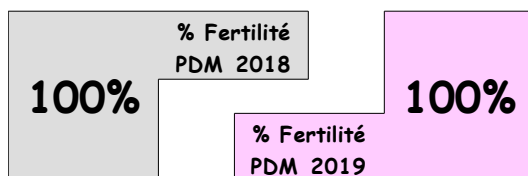
MOYENNE PDM GLOBALE

6,83



% QUALITE GLOBAL

33%



% FERTILITE GLOBAL

100%

| MOYENNE DE PRODUCTION DEPUIS REFORME GENERATION H | | | | | | | | | | |
|---|------------|---------------------------------------|----|-----|-----|-----|-----|-----|----|----------|
| Génération | Naissances | Répartition des naissances par niveau | | | | | | | | MOYENNES |
| | | Morts (=2) | 4 | 5 | 6 | 7 | 8 | 9 | 10 | |
| H | 109 | 0 | 1 | 21 | 31 | 19 | 16 | 11 | 10 | 6,93 |
| I | 116 | 0 | 5 | 28 | 28 | 17 | 14 | 17 | 7 | 6,74 |
| Pourcentage I par niveau | | 0% | 4% | 24% | 24% | 15% | 12% | 15% | 6% | |
| TOTAUX | 225 | 0 | 6 | 49 | 59 | 36 | 30 | 28 | 17 | 6,83 |
| Pourcentage global par niveau | | 0% | 3% | 22% | 26% | 16% | 13% | 12% | 8% | |

MEILLEURE PRODUCTION DES FILLES (NIVEAUX 8 A 10)

| | | | | | |
|------------|----------------------|-----------------------|-----------------------|--|--|
| 8 | Severino | Saxo de Vandel | Up and Quick | | |
| | Torino Pierji x2 | Amour d'Aunou x4 | Bleu Klein | | |
| | Unique Pin x2 | Tsar Griff | Eytukan Jet | | |
| | Azeno d'Aunou x3 | United du Bourg | Babyfoot | | |
| | Quaker Jet x3 | Love You x3 | Roc Meslois | | |
| | Sage de Bresles | Ulano de Bussy x2 | Atarax de Laudebar x2 | | |
| | Speedy Blue x2 | Caddo de Laudebar x2 | Ganymède | | |
| | Fleuron Perrine | Babyfoot | | | |
| | Americano de Geai | Torino Pierji | | | |
| | Un Fan Pellois | Uncaring | | | |
| | Ulysse de Cambron x2 | Diktat de Brenne | | | |
| | Full Account | Vincenzo Cehere | | | |
| | Insert Gédé | Antrax de Laudebar x2 | | | |
| | Baby Dream x2 | Big George | | | |
| | Boulevard Inconnu | Atlas de Joudes | | | |
| | Roc Meslois | Big Up | | | |
| | Verlan du Vivier | Burberry Star x2 | | | |
| | Vamaro Castelet x4 | Ti Amo du Trio | | | |
| | Un Pas de Plus x2 | Duaker Valadour | | | |
| Rocklyn x2 | Esprit Criminel | | | | |

| | | | | | |
|-----------|----------------------|-------------------|-------------------|--|--|
| 9 | Torino Pierji | Roc Meslois | Vadis Smiling | | |
| | Aldo Valadour | Quaker Jet x7 | Caddo de Laudebar | | |
| | Diktat de Brenne | Ti Amo du Trio | Burberry Star | | |
| | Kesaco Phedo | Texas Charm x2 | Up and Quick | | |
| | Vamaro Castelet | Love You | Baby Dream | | |
| | Cocktail Jet | Amour d'Aunou x4 | Quaro | | |
| | Taillevent d'Urzy | Uppercut du Rib | | | |
| | Uri Mix x2 | Bold Eagle | | | |
| | Un Fan Pellois | Tsar Griff | | | |
| | Un Pas de Plus | Rodrigo Jet | | | |
| | Gazouillis | The Best Madrik | | | |
| | Azeno d'Aunou | Cotton Weary | | | |
| | L'As de Boussiere | A la Star | | | |
| | Ulysse de Cambron x2 | Un Amour d'Haufor | | | |
| | Gai Brillant | Eragon Fantasy | | | |
| Big Up x2 | Jag de Bellouet | | | | |

| | | | | | |
|-----------|--------------------|--------------------|---------------------|--|--|
| 10 | Ganymede | Défi d'Aunou | Ulano de Bussy x2 | | |
| | Vivier de Montfort | Quaro | Dixieland Droopy | | |
| | Aldo Valadour | Boulevard Inconnu | Quaro | | |
| | Gai Brillant x2 | Tsar Griff | Baby Dream | | |
| | Roc Meslois | Antrax de Laudebar | Un Soir d'Avril | | |
| | Vamaro Castelet x4 | Echo | Amour d'Aunou x2 | | |
| | Quaker Jet x4 | Look de Star | Insert Gédé | | |
| | Ti Amo du Trio | Albinoni Witness | Meaulne du Corta x2 | | |
| | United du Bourg x2 | Verlan du Vivier | Classico Victory | | |
| Big Up x4 | Up and Quick | Ulysse de Cambron | | | |

BUVETIER D'AUNOU

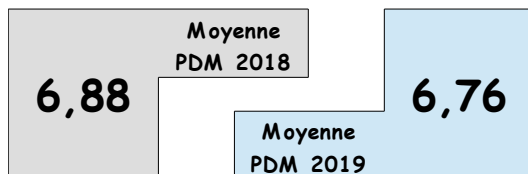
Production avant
Génération H

200




CLASSEMENT PDM GLOBAL

5



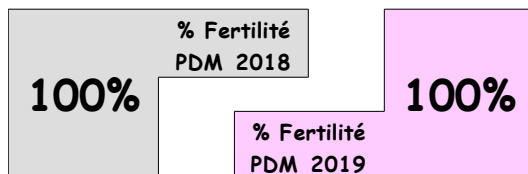
MOYENNE PDM GLOBALE

6,82



% QUALITE GLOBAL

30%



% FERTILITE GLOBAL

100%

| MOYENNE DE PRODUCTION DEPUIS REFORME GENERATION H | | | | | | | | | | |
|---|------------|---------------------------------------|-----|-----|-----|-----|-----|----|----|----------|
| Génération | Naissances | Répartition des naissances par niveau | | | | | | | | MOYENNES |
| | | Morts (=2) | 4 | 5 | 6 | 7 | 8 | 9 | 10 | |
| H | 64 | 0 | 7 | 4 | 13 | 19 | 12 | 5 | 4 | 6,88 |
| I | 66 | 0 | 7 | 7 | 17 | 17 | 6 | 6 | 6 | 6,76 |
| Pourcentage I par niveau | | 0% | 11% | 11% | 26% | 26% | 9% | 9% | 9% | |
| TOTAUX | 130 | 0 | 14 | 11 | 30 | 36 | 18 | 11 | 10 | 6,82 |
| Pourcentage global par niveau | | 0% | 11% | 8% | 23% | 28% | 14% | 8% | 8% | |

MEILLEURE PRODUCTION DES FILLES (NIVEAUX 8 A 10)

| | | | | | |
|----------|----------------------|----------------|--|--|--|
| 8 | Speedy Blue | Dreaming Star | | | |
| | Goetmals Wood | Uriosis Barbes | | | |
| | Another Love x2 | Orlando Vici | | | |
| | Véloce du Vivier | Hand du Vivier | | | |
| | Unique Pin | | | | |
| | Big Up x3 | | | | |
| | Boulevard Inconnu x5 | | | | |
| | Saxo de Vandel | | | | |
| | Babyfoot | | | | |
| | Ugo des Yolais x2 | | | | |
| | Beau Vol | | | | |
| | A la Star x2 | | | | |
| | Countdown Maker x2 | | | | |
| | Gai Brillant | | | | |
| | Tsar Griff x2 | | | | |
| | Quaker Jet x4 | | | | |
| | Diamotrio Level | | | | |
| | C Chic de la Sensée | | | | |
| | Dixieland Droopy | | | | |
| Damages | | | | | |


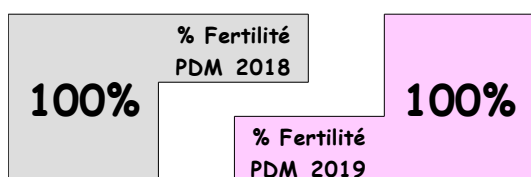

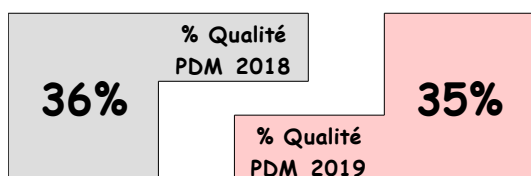
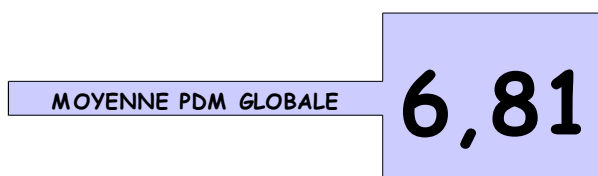
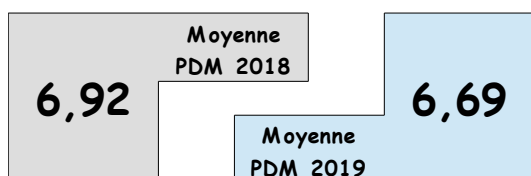
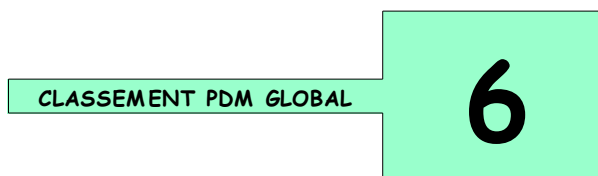
| | | | | | |
|----------|----------------------|-----------------------|--|--|--|
| 9 | Kesaco Phedo | Ti Amo du Trio | | | |
| | Love You x2 | Atarax de Laudebar x2 | | | |
| | Meaulne du Corta | Big Up | | | |
| | Quaker Jet | Dieden | | | |
| | Boulevard Inconnu x3 | A La Star | | | |
| | Quaro | Eragon Fantasy | | | |
| | Tsar Griff x3 | Uzbek du Bocage | | | |
| | Orlando Vici | Bold Eagle | | | |
| | Hand du Vivier x2 | Blue Electric | | | |
| | Défi d'Aunou | | | | |
| | Albinoni Witness | | | | |
| | Artiste de Joudes x2 | | | | |
| | Un Pas de Plus | | | | |
| | Allez Malherbe | | | | |
| | Esotico Star | | | | |
| | Trajan | | | | |

| | | | | | |
|-----------------|--------------------|------------------|--|--|--|
| 10 | Défi d'Aunou | Babyfoot | | | |
| | Ugo des Yolais | Un pas de Plus | | | |
| | Meaulne du Corta | Réal de Lou | | | |
| | Verlan du Vivier | Bold Eagle | | | |
| | Love You x2 | Albinoni Witness | | | |
| | Beau Vol | Encantar HB | | | |
| | Quaker Jet x3 | Big Up | | | |
| | Ulano de Bussy | | | | |
| | Antrax de Laudebar | | | | |
| Diamotrio Level | | | | | |

GANYMEDE

Production avant
Génération H

230



| MOYENNE DE PRODUCTION DEPUIS REFORME GENERATION H | | | | | | | | | | |
|---|------------|---------------------------------------|-----|-----|-----|-----|-----|-----|----|----------|
| Génération | Naissances | Répartition des naissances par niveau | | | | | | | | MOYENNES |
| | | Morts (=2) | 4 | 5 | 6 | 7 | 8 | 9 | 10 | |
| H | 77 | 0 | 4 | 12 | 21 | 12 | 12 | 9 | 7 | 6,92 |
| I | 88 | 0 | 10 | 16 | 17 | 14 | 17 | 7 | 7 | 6,69 |
| Pourcentage I par niveau | | 0% | 11% | 18% | 19% | 16% | 19% | 8% | 8% | |
| TOTAUX | 165 | 0 | 14 | 28 | 38 | 26 | 29 | 16 | 14 | 6,81 |
| Pourcentage global par niveau | | 0% | 8% | 17% | 23% | 16% | 18% | 10% | 8% | |

MEILLEURE PRODUCTION DES FILLES (NIVEAUX 8 A 10)

| | | | | | |
|--------------------|----------------------|--------------------|---------|--|--|
| 8 | Prodigious x3 | Trajan | Singalo | | |
| | Rapide du Bois | Prodigious | | | |
| | Mealne du Corta | Countdown Maker | | | |
| | Hand du Vivier x2 | Blue Electric | | | |
| | Love You | Sam Bourbon | | | |
| | Quaker Jet x4 | Dixieland Droopy | | | |
| | Sévérino | Bold Eagle | | | |
| | Torino Pierji | Diamotrio Level | | | |
| | Ugo des Yolais x2 | Un Mec d'Héripuré | | | |
| | Brillantissime | Apollon Wood | | | |
| | Babyfoot | Da Vinci Code | | | |
| | Amour d'Aunou x3 | Bleu Klein | | | |
| | Boulevard Inconnu x2 | Extravaganza | | | |
| | Kaisy Dream | To Be or not To Be | | | |
| | Atlas de Joudes | Insert Gédé | | | |
| | Ulysse du Cambron x2 | Burberry Star | | | |
| | Albinoni Witness | Duaker Valadour | | | |
| | C'Chic de la Sensée | Vadis Smiling | | | |
| Antrax de Laudebar | Casanova Marceaux | | | | |
| Jag de Bellouet x | Charognard Vrie | | | | |


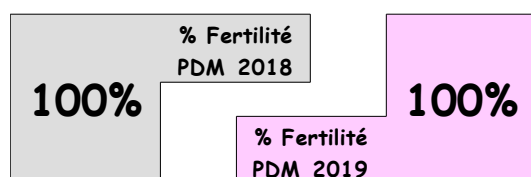

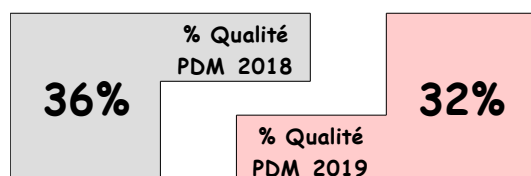
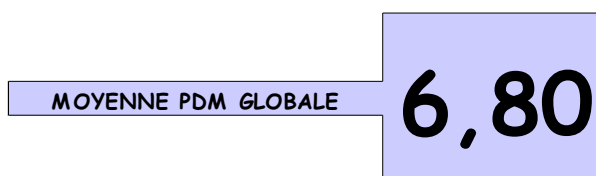
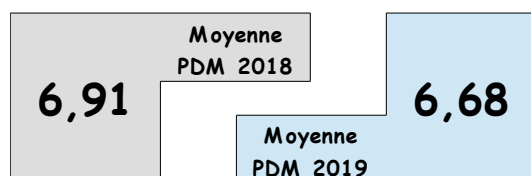
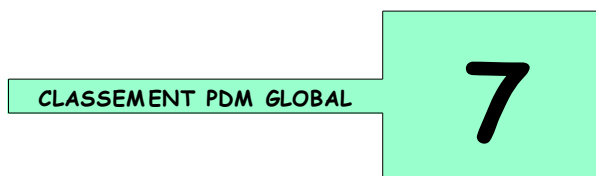
| | | | | | |
|-------------|-----------------------|---------------------|--|--|--|
| 9 | Coktail Jet | Damages | | | |
| | Unterwald Dussac | Diktat de Brenne | | | |
| | Torino Pierji | Boulevard Inconnu | | | |
| | Love You | Albinoni Witness x2 | | | |
| | Amour d'Aunou x2 | Dixieland Droopy | | | |
| | Showtime Bourbon | Singalo | | | |
| | Ulysse de Cambron x2 | Eternal Sunshine | | | |
| | Bristol Cream | Countdown Maker | | | |
| | Big George | Envahisseur Lescan | | | |
| | Hand du Vivier | Royal Dream | | | |
| | Mealne du Corta | Ti Amo du Trio | | | |
| | Antrax de Laudebar x3 | | | | |
| | Apollon Wood | | | | |
| | Brillantissime x2 | | | | |
| | Aldo Valadour | | | | |
| Sam Bourbon | | | | | |

| | | | | | |
|---------------|---------------------|------------------|---------------|--|--|
| 10 | Ugo des Yolais | A la Star | Dreaming Star | | |
| | Babyfoot | Dreaming Star | | | |
| | Goetmals Wood | Vadis Smiling | | | |
| | Trajan | Hand du Vivier | | | |
| | Verlan du Vivier x2 | Damages | | | |
| | Apollon Wood x2 | Albinoni Witness | | | |
| | Quaker Jet | Empire de Brenne | | | |
| | Hermes de Montfort | Singalo | | | |
| Prodigious | Tsar Griff | | | | |
| Blue Electric | Countdown Maker | | | | |

UGO DES YOLAIS

Production avant
Génération H

17


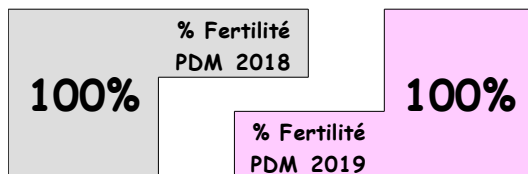
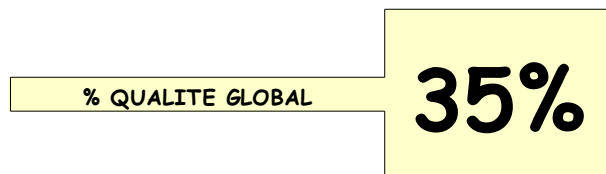

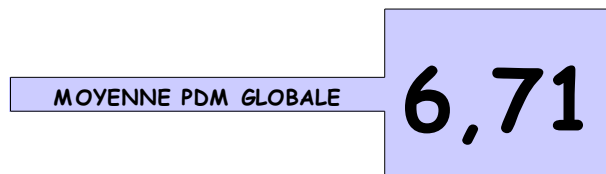
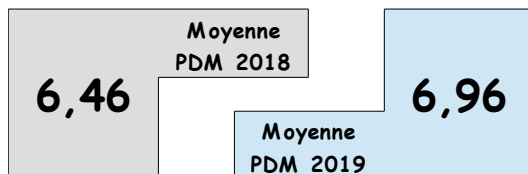
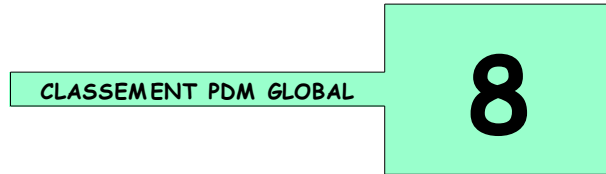


| MOYENNE DE PRODUCTION DEPUIS REFORME GENERATION H | | | | | | | | | | |
|---|------------|---------------------------------------|-----|-----|-----|-----|-----|-----|----|----------|
| Génération | Naissances | Répartition des naissances par niveau | | | | | | | | MOYENNES |
| | | Morts (=2) | 4 | 5 | 6 | 7 | 8 | 9 | 10 | |
| H | 11 | 0 | 0 | 3 | 2 | 2 | 2 | 1 | 1 | 6,91 |
| I | 22 | 0 | 3 | 4 | 4 | 4 | 2 | 3 | 2 | 6,68 |
| Pourcentage I par niveau | | 0% | 14% | 18% | 18% | 18% | 9% | 14% | 9% | |
| TOTAUX | 33 | 0 | 3 | 7 | 6 | 6 | 4 | 4 | 3 | 6,80 |
| Pourcentage global par niveau | | 0% | 9% | 21% | 18% | 18% | 12% | 12% | 9% | |

QUAKER JET

Production avant
Génération H

47



| MOYENNE DE PRODUCTION DEPUIS REFORME GENERATION H | | | | | | | | | | |
|---|------------|---------------------------------------|----|-----|-----|-----|-----|-----|----|----------|
| Génération | Naissances | Répartition des naissances par niveau | | | | | | | | MOYENNES |
| | | Morts (=2) | 4 | 5 | 6 | 7 | 8 | 9 | 10 | |
| H | 37 | 0 | 4 | 5 | 14 | 4 | 5 | 4 | 1 | 6,46 |
| I | 51 | 0 | 1 | 12 | 10 | 7 | 10 | 8 | 3 | 6,96 |
| Pourcentage I par niveau | | 0% | 2% | 24% | 20% | 14% | 20% | 16% | 6% | |
| TOTAUX | 88 | 0 | 5 | 17 | 24 | 11 | 15 | 12 | 4 | 6,71 |
| Pourcentage global par niveau | | 0% | 6% | 19% | 27% | 13% | 17% | 14% | 5% | |

MEILLEURE PRODUCTION DES FILLES (NIVEAUX 8 A 10)

| | | | | | |
|-------------|--------------------|--------------------|--|--|--|
| 8 | Ugo des Yolais x4 | Up and Quick | | | |
| | Vainqueur Aimef x4 | Atarax de Laudebar | | | |
| | Unique Pin | | | | |
| | Baby Dream | | | | |
| | Aldo Valadour | | | | |
| | Goetmals Wood | | | | |
| | Bahamas | | | | |
| | Babyfoot | | | | |
| | Ungaretti Jet | | | | |
| | United du Bourg | | | | |
| | Verlan du Vivier | | | | |
| | Dieden | | | | |
| | Artiste de Joudes | | | | |
| | Ganymède | | | | |
| | Echo de Brenne | | | | |
| | Un Mec d'Hériprié | | | | |
| | Eagle d'Argentré | | | | |
| | Empire de Brenne | | | | |
| | Eragon Fantasy | | | | |
| Texas Charm | | | | | |

| | | | | | |
|----------|--------------------|--|--|--|--|
| 9 | Ukaisy | | | | |
| | Prodigious x2 | | | | |
| | Ugo des Yolais x2 | | | | |
| | Torino Pierji | | | | |
| | Big Up x2 | | | | |
| | Vainqueur Aimef x2 | | | | |
| | Quatrain | | | | |
| | Ganymède | | | | |
| | Countdown Maker | | | | |
| | Antrax de Laudebar | | | | |
| | Empire de Brenne | | | | |
| | Un Pas de Plus | | | | |
| | Eagle d'Argentré | | | | |
| | Uncaring | | | | |
| | | | | | |

| | | | | | |
|-----------|--------------------|--|--|--|--|
| 10 | Orlando Vici | | | | |
| | United du Bourg | | | | |
| | Atarax de Laudebar | | | | |
| | Bold Eagle | | | | |
| | Big Up | | | | |
| | Countdown Maker | | | | |
| | Envahisseur Lescan | | | | |
| | | | | | |

HELLO JO

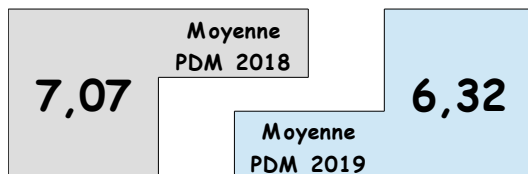
Production avant
Génération H

127




CLASSEMENT PDM GLOBAL

9



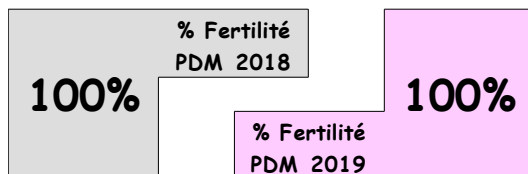
MOYENNE PDM GLOBALE

6,69



% QUALITE GLOBAL

31%



% FERTILITE GLOBAL

100%

| MOYENNE DE PRODUCTION DEPUIS REFORME GENERATION H | | | | | | | | | | |
|---|------------|---------------------------------------|-----|-----|-----|-----|-----|-----|----|----------|
| Génération | Naissances | Répartition des naissances par niveau | | | | | | | | MOYENNES |
| | | Morts (=2) | 4 | 5 | 6 | 7 | 8 | 9 | 10 | |
| H | 44 | 0 | 3 | 6 | 8 | 8 | 9 | 7 | 3 | 7,07 |
| I | 53 | 0 | 6 | 11 | 14 | 11 | 5 | 5 | 1 | 6,32 |
| Pourcentage I par niveau | | 0% | 11% | 21% | 26% | 21% | 9% | 9% | 2% | |
| TOTAUX | 97 | 0 | 9 | 17 | 22 | 19 | 14 | 12 | 4 | 6,69 |
| Pourcentage global par niveau | | 0% | 9% | 18% | 23% | 20% | 14% | 12% | 4% | |

MEILLEURE PRODUCTION DES FILLES (NIVEAUX 8 A 10)

| | | | | | |
|-------------|-------------------|--------------------|--|--|--|
| 8 | Aldo Valadour | The Best Madrik | | | |
| | Un Pas de Plus x2 | Envahisseur Lescan | | | |
| | Uncaring | Vamaro Castelet | | | |
| | Verlan du Vivier | Charognard Vrie | | | |
| | Big George | | | | |
| | Meaulne du Corta | | | | |
| | Love You x2 | | | | |
| | Que je t'aime | | | | |
| | Vincenzo Céhère | | | | |
| | Gai Brillant | | | | |
| | Apollon Wood x2 | | | | |
| | Un Fan Pellois | | | | |
| | Black Swan | | | | |
| | Cotton Weary x2 | | | | |
| | Damages | | | | |
| | Casanova Marceaux | | | | |
| | Prodigious | | | | |
| | Diamotrio Level | | | | |
| Uniclove | | | | | |
| Sam Bourbon | | | | | |

| | | | | | |
|--------------------|---------------------|--------------|--|--|--|
| 9 | Akim du Cap Vert | Texas Charm | | | |
| | Taillevent d'Urzy | Apollon Wood | | | |
| | Insert Gédé | | | | |
| | Vainqueur Aimef | | | | |
| | Verlan du Vivier x2 | | | | |
| | Apollon Wood x2 | | | | |
| | Quaro | | | | |
| | Ulano de Bussy | | | | |
| | Un Pas de Plus | | | | |
| | Cazzo de Laudebar | | | | |
| | Kesaco Phedo | | | | |
| | Jag de Bellouet | | | | |
| | Damages | | | | |
| | Tsar Griff | | | | |
| | Extravaganza | | | | |
| Hermes de Montfort | | | | | |

| | | | | | |
|----|------------------|--|--|--|--|
| 10 | Meaulne du Corta | | | | |
| | Apollon Wood x3 | | | | |
| | Goetmals Wood x2 | | | | |
| | Countdown Maker | | | | |
| | Royal Dream | | | | |
| | Eytukan Jet | | | | |
| | | | | | |

COKTAIL JET

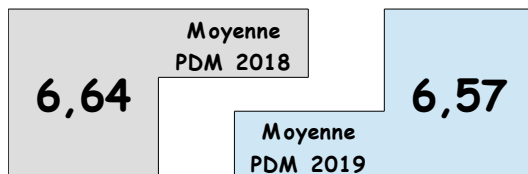
Production avant
Génération H

291




CLASSEMENT PDM GLOBAL

10



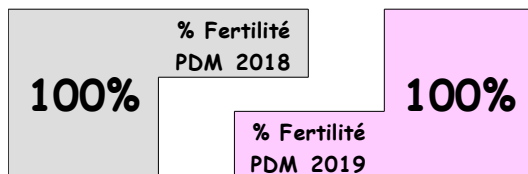
MOYENNE PDM GLOBALE

6,61



% QUALITE GLOBAL

29%



% FERTILITE GLOBAL

100%

| MOYENNE DE PRODUCTION DEPUIS REFORME GENERATION H | | | | | | | | | | |
|---|------------|---------------------------------------|----|-----|-----|-----|-----|-----|----|----------|
| Génération | Naissances | Répartition des naissances par niveau | | | | | | | | MOYENNES |
| | | Morts (=2) | 4 | 5 | 6 | 7 | 8 | 9 | 10 | |
| H | 99 | 0 | 7 | 14 | 30 | 20 | 15 | 11 | 2 | 6,64 |
| I | 108 | 0 | 10 | 24 | 28 | 14 | 11 | 14 | 7 | 6,57 |
| Pourcentage I par niveau | | 0% | 9% | 22% | 26% | 13% | 10% | 13% | 6% | |
| TOTAUX | 207 | 0 | 17 | 38 | 58 | 34 | 26 | 25 | 9 | 6,61 |
| Pourcentage global par niveau | | 0% | 8% | 18% | 28% | 16% | 13% | 12% | 4% | |

MEILLEURE PRODUCTION DES FILLES (NIVEAUX 8 A 10)

| | | | | | |
|----------|----------------------|-----------------------|--|--|--|
| 8 | Akim du Cap Vert | Beau Vol | | | |
| | Goetmals Wood x3 | Tsar Griff | | | |
| | Aldo Valadour x2 | Atarax de Laudebar x2 | | | |
| | Prodigious x3 | Jag de Bellouet | | | |
| | Un Pas de Plus x2 | Absolut Dream | | | |
| | Taillevant d'Urzy | Babydream | | | |
| | Hand du Vivier x3 | Bold Eagle | | | |
| | Vainqueur Aimef | Eagle d'Argentrée | | | |
| | Gai Brillant | Showtime Bourbon | | | |
| | Big Up | Dis moi oui July | | | |
| | Niky | Dixieland Droopy | | | |
| | Quitus du Mexique | Mealne du Corta | | | |
| | Artiste de Joudes | Urosis Barbes | | | |
| | Countdown Maker x2 | | | | |
| | Kesaco Phedo | | | | |
| | Bahamas | | | | |
| | Ganymède x3 | | | | |
| | Uppercut du Rib | | | | |
| | Boulevard Inconnu x2 | | | | |
| | Dreaming Star x2 | | | | |


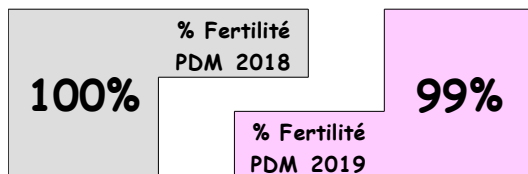
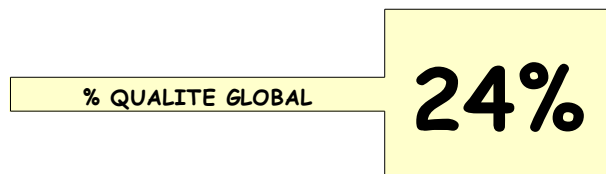

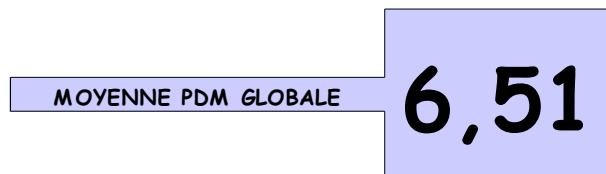
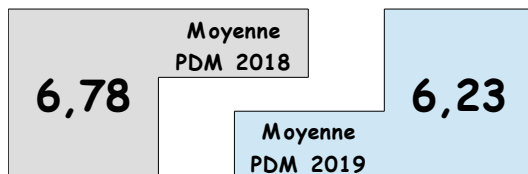
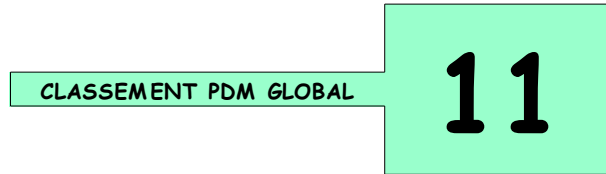
| | | | | | |
|----------|-------------------|---------------------|-------------------|--|--|
| 9 | Allez malherbe | Big Up | Trajan | | |
| | Ugo des Yolais | Classico Victory x3 | Ulysse de Cambron | | |
| | Un Pas de Plus | Cotton Weary | Brillantissime | | |
| | Aldo Valadour x3 | Hermes de Montfort | Prodigious | | |
| | Ready Cash | Big Up | Bold Eagle | | |
| | Another Love x2 | Brillantissime x2 | | | |
| | Goetmals Wood x3 | Dreaming Star x2 | | | |
| | Hello Jo x2 | Downing Street | | | |
| | Showtime Bourbon | Atarax de Laudebar | | | |
| | Rex Normanus | Jag de Bellouet | | | |
| | Memphis du Rib | Dis moi oui July | | | |
| | Ganymède | Elite July | | | |
| | Uzbek du Bocage | Echo de Brenne | | | |
| | Babydream | Dixieland Droopy | | | |
| | Ulano de Bussy | Singalo | | | |
| | Hand du Vivier x3 | Empire de Brenne | | | |

| | | | | | |
|----------------|-----------------------|------------------|--|--|--|
| 10 | Vivier de Montfort x2 | Tsar Griff | | | |
| | Prodigious | Echo de Brenne | | | |
| | Défi d'Aunou | Empire de Brenne | | | |
| | Ganymède x2 | Up and Quick | | | |
| | Hand du Vivier x6 | Diamotrio Level | | | |
| | Aldo Valadour x2 | Babydream | | | |
| | Un Pas de Plus x2 | | | | |
| | Goetmals Wood | | | | |
| Brillantissime | | | | | |
| Insert Gédé | | | | | |

LOVE YOU

Production avant
Génération H

276



| MOYENNE DE PRODUCTION DEPUIS REFORME GENERATION H | | | | | | | | | | |
|---|------------|---------------------------------------|-----|-----|-----|-----|-----|-----|----|----------|
| Génération | Naissances | Répartition des naissances par niveau | | | | | | | | MOYENNES |
| | | Morts (=2) | 4 | 5 | 6 | 7 | 8 | 9 | 10 | |
| H | 95 | 0 | 3 | 13 | 33 | 17 | 14 | 12 | 3 | 6,78 |
| I | 103 | 1 | 12 | 23 | 31 | 17 | 5 | 8 | 6 | 6,23 |
| Pourcentage I par niveau | | 1% | 12% | 22% | 30% | 17% | 5% | 8% | 6% | |
| TOTAUX | 198 | 1 | 15 | 36 | 64 | 34 | 19 | 20 | 9 | 6,51 |
| Pourcentage global par niveau | | 1% | 8% | 18% | 32% | 17% | 10% | 10% | 5% | |

MEILLEURE PRODUCTION DES FILLES (NIVEAUX 8 A 10)

| | | | | | |
|--------------|----------------------|--------------------|--|--|--|
| 8 | Caddo de Laudebar | Sage de Bresles | | | |
| | Prodigious x2 | Very Look | | | |
| | Bleu Klein | Ganymede | | | |
| | Vaillant Cash | Jag de Bellouet | | | |
| | Big George x3 | Verlan du Vivier | | | |
| | Uzbek du Bocage | Quitus du Mexique | | | |
| | Bahamas | Akim du Cap Vert | | | |
| | Insert Gede x2 | Hand du Vivier | | | |
| | Ukaisy | Dis moi oui Julry | | | |
| | Hello Jo | Casanova Marceaux | | | |
| | Ulysse de Cambron x2 | Atarax de Laudebar | | | |
| | Sam Bourbon | Carré d'As | | | |
| | Big Up x4 | Diktat de Brenne | | | |
| | Vainqueur Aimef x3 | Unicos Robaina | | | |
| | United du Bourg x5 | Singalo | | | |
| | Aldo Valadour x2 | Ready Cash | | | |
| | Goetmals Wood x2 | | | | |
| | Trajan x2 | | | | |
| Replay Oaks | | | | | |
| Kesaco Phedo | | | | | |

| | | | | | |
|---------------|----------------------|---------------------|--|--|--|
| 9 | Caddo de Laudebar x2 | Ugo des Yolais x2 | | | |
| | Hand du Vivier x2 | Quitus du Mexique | | | |
| | Un Pas de Plus x2 | Big George | | | |
| | Brillantissime x3 | Bleu Klein | | | |
| | Rex Normanus | Uniclove x2 | | | |
| | Ulysse de Cambron x3 | United du Bourg | | | |
| | Big Up x2 | C'Chic de la Sensée | | | |
| | Install | Uppercut du Rib | | | |
| | Ukaisy | Singalo | | | |
| | Unlano de Bussy | Design Victory | | | |
| | Aldo Valadour x3 | Empire de Brenne | | | |
| | Azeno d'Aunou | Artiste de Joudes | | | |
| | Cezio Josselyn | Downing Street | | | |
| | Ganymede | | | | |
| | Meaulne du Corta | | | | |
| Prodigious x3 | | | | | |

| | | | | | |
|----------------|---------------------|----------------|--|--|--|
| 10 | Aldo Valadour | Uniclove | | | |
| | Prodigious x2 | Ulano de Bussy | | | |
| | Ugo des Yolais | Goetmals Wood | | | |
| | Big Up x2 | Eytukan Jet | | | |
| | Blue Electric | | | | |
| | Ganymede x3 | | | | |
| | Vamaro Castelets x2 | | | | |
| | Babyfoot | | | | |
| | Un Pas de Plus x2 | | | | |
| Downing Street | | | | | |

HAND DU VIVIER

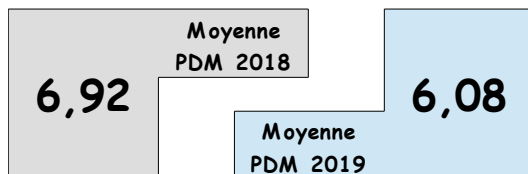
Production avant
Génération H

176




CLASSEMENT PDM GLOBAL

12



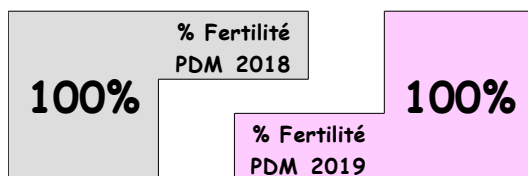
MOYENNE PDM GLOBALE

6,50



% QUALITE GLOBAL

25%



% FERTILITE GLOBAL

100%

| MOYENNE DE PRODUCTION DEPUIS REFORME GENERATION H | | | | | | | | | | |
|---|------------|---------------------------------------|-----|-----|-----|-----|-----|----|----|----------|
| Génération | Naissances | Répartition des naissances par niveau | | | | | | | | MOYENNES |
| | | Morts (=2) | 4 | 5 | 6 | 7 | 8 | 9 | 10 | |
| H | 52 | 0 | 0 | 10 | 15 | 11 | 5 | 7 | 4 | 6,92 |
| I | 59 | 0 | 8 | 17 | 13 | 9 | 8 | 3 | 1 | 6,08 |
| Pourcentage I par niveau | | 0% | 14% | 29% | 22% | 15% | 14% | 5% | 2% | |
| TOTAUX | 111 | 0 | 8 | 27 | 28 | 20 | 13 | 10 | 5 | 6,50 |
| Pourcentage global par niveau | | 0% | 7% | 24% | 25% | 18% | 12% | 9% | 5% | |

MEILLEURE PRODUCTION DES FILLES (NIVEAUX 8 A 10)

| | | | | | |
|--------------------|---------------------|------------------|--|--|--|
| 8 | Showtime Bourbon | Eagle d'Argentré | | | |
| | Kiwi | Jag de Bellouet | | | |
| | Meaulne du Corta x2 | Absolut Dream | | | |
| | Uzbek du Bocage | | | | |
| | Korean | | | | |
| | Ganymede | | | | |
| | Bleu Klein x2 | | | | |
| | Vainqueur Aimef x3 | | | | |
| | Ugo des Yolais x3 | | | | |
| | Aldo Valadour | | | | |
| | Prodigious x2 | | | | |
| | Boulevard Inconnu | | | | |
| | Caddo de Laudebar | | | | |
| | Love You x3 | | | | |
| | Casanova Marceaux | | | | |
| | Real de Lou x2 | | | | |
| | United du bourg | | | | |
| | Quaker Jet | | | | |
| | The Best Madrik | | | | |
| Général du Pommeau | | | | | |

| | | | | | |
|----------------|-------------------|-------------------|--|--|--|
| 9 | Love You x2 | Insert gede | | | |
| | Varum Barbes | Dixieland Droopy | | | |
| | Quitus du Mexique | Jag de Bellouet | | | |
| | Azeno d'Aunou | Cotton Weary | | | |
| | Quaker Jet | Ulysse de Cambron | | | |
| | Vainqueur Aimef | Up and Quick | | | |
| | Burberry Star | | | | |
| | Vamaro Castelet | | | | |
| | Very Look | | | | |
| | Aldo Valadour | | | | |
| | Brillantissime | | | | |
| | Amour d'Aunou | | | | |
| | Prodigious | | | | |
| | Albinoni Witness | | | | |
| | Apollon Wood | | | | |
| Ugo des Yolais | | | | | |

| | | | | | |
|------------------|--------------------|--|--|--|--|
| 10 | Ugo des Yolais x3 | | | | |
| | Ganymede | | | | |
| | Vivier de Montfort | | | | |
| | Jag de Bellouet x3 | | | | |
| | Prodigious x3 | | | | |
| | Quaker Jet | | | | |
| | Full Account | | | | |
| | Cotton Weary | | | | |
| | Americano de Geai | | | | |
| Eisenberg Minska | | | | | |

TSAR GRIFF


Production avant
Génération H

11




CLASSEMENT PDM GLOBAL

13



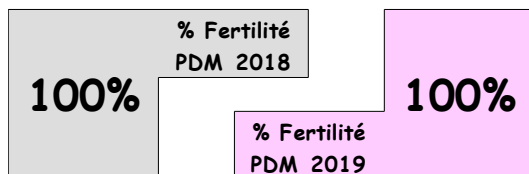
MOYENNE PDM GLOBALE

6,45



% QUALITE GLOBAL

26%



% FERTILITE GLOBAL

100%

| MOYENNE DE PRODUCTION DEPUIS REFORME GENERATION H | | | | | | | | | | |
|---|------------|---------------------------------------|-----|-----|-----|-----|-----|----|-----|----------|
| Génération | Naissances | Répartition des naissances par niveau | | | | | | | | MOYENNES |
| | | Morts (=2) | 4 | 5 | 6 | 7 | 8 | 9 | 10 | |
| H | 23 | 0 | 1 | 9 | 6 | 2 | 2 | 1 | 2 | 6,26 |
| I | 31 | 0 | 3 | 5 | 9 | 5 | 4 | 2 | 3 | 6,65 |
| Pourcentage I par niveau | | 0% | 10% | 16% | 29% | 16% | 13% | 6% | 10% | |
| TOTAUX | 54 | 0 | 4 | 14 | 15 | 7 | 6 | 3 | 5 | 6,45 |
| Pourcentage global par niveau | | 0% | 7% | 26% | 28% | 13% | 11% | 6% | 9% | |

MEILLEURE PRODUCTION DES FILLES (NIVEAUX 8 A 10)

| | | | | | |
|---|--------------------|--|--|--|--|
| 8 | Uncaring | | | | |
| | Bahamas | | | | |
| | Boulevard Inconnu | | | | |
| | Cazzo de Laudebar | | | | |
| | Quinoa du Gers | | | | |
| | Ti Amo du Trio | | | | |
| | Un Pas de Plus | | | | |
| | Envahisseur Lescan | | | | |
| | | | | | |
| | | | | | |
| | | | | | |
| | | | | | |
| | | | | | |
| | | | | | |
| | | | | | |

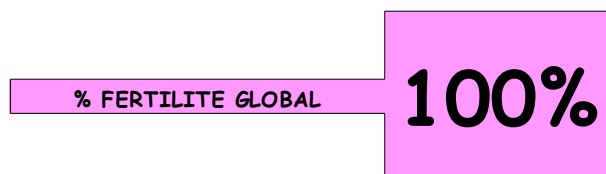
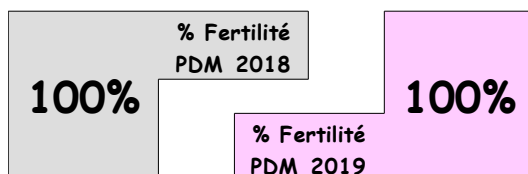
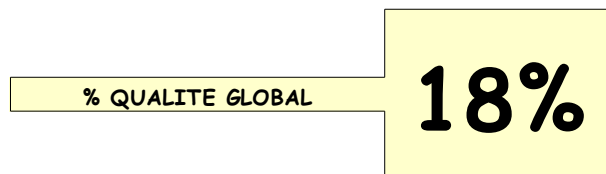

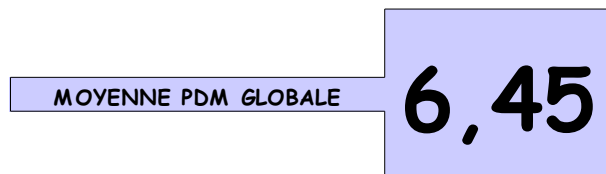
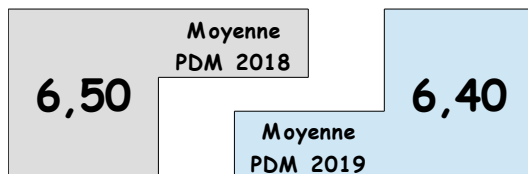
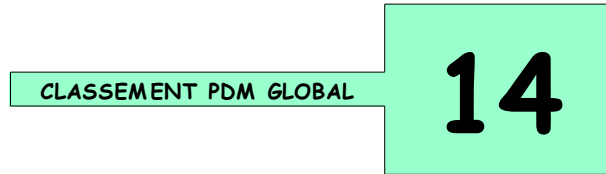
| | | | | | |
|---|------------------|--|--|--|--|
| 9 | Ti Amo du Trio | | | | |
| | Full Account | | | | |
| | Quaker Jet | | | | |
| | Eagle d'Argentré | | | | |
| | Real de Lou | | | | |
| | | | | | |
| | | | | | |
| | | | | | |
| | | | | | |
| | | | | | |
| | | | | | |
| | | | | | |
| | | | | | |
| | | | | | |

| | | | | | |
|----|--------------------|--|--|--|--|
| 10 | Love You x3 | | | | |
| | Install | | | | |
| | Ti Amo du Trio | | | | |
| | Valdez | | | | |
| | Ganymede | | | | |
| | Antrax de laudebar | | | | |
| | Singalo | | | | |
| | Ulysse de Cambron | | | | |
| | | | | | |

ALPHA BARBES

Production avant
Génération H

37



| MOYENNE DE PRODUCTION DEPUIS REFORME GENERATION H | | | | | | | | | | |
|---|------------|---------------------------------------|----|-----|-----|-----|----|-----|----|----------|
| Génération | Naissances | Répartition des naissances par niveau | | | | | | | | MOYENNES |
| | | Morts (=2) | 4 | 5 | 6 | 7 | 8 | 9 | 10 | |
| H | 6 | 0 | 1 | 0 | 1 | 3 | 1 | 0 | 0 | 6,50 |
| I | 5 | 0 | 0 | 2 | 1 | 1 | 0 | 1 | 0 | 6,40 |
| Pourcentage I par niveau | | 0% | 0% | 40% | 20% | 20% | 0% | 20% | 0% | |
| TOTAUX | 11 | 0 | 1 | 2 | 2 | 4 | 1 | 1 | 0 | 6,45 |
| Pourcentage global par niveau | | 0% | 9% | 18% | 18% | 36% | 9% | 9% | 0% | |

ULYSSE DE CAMBRON


Production avant
Génération H

7




CLASSEMENT PDM GLOBAL

15



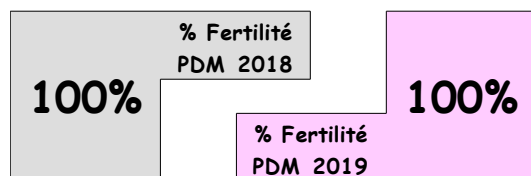
MOYENNE PDM GLOBALE

6,41



% QUALITE GLOBAL

28%



% FERTILITE GLOBAL

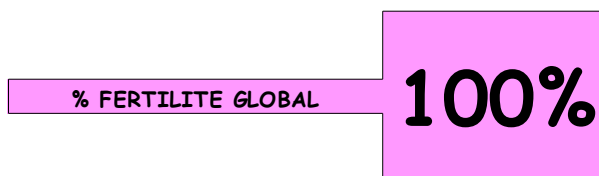
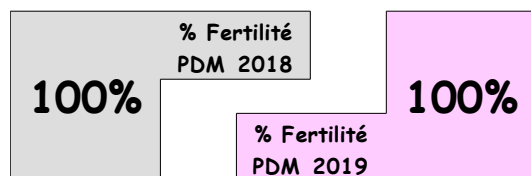


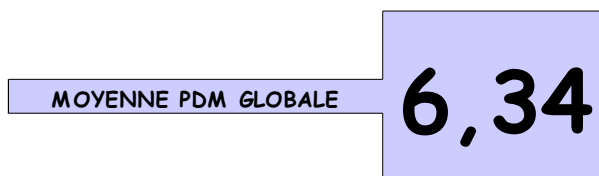

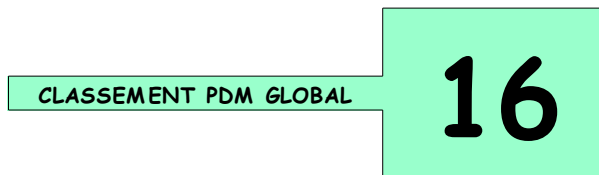
100%

| MOYENNE DE PRODUCTION DEPUIS REFORME GENERATION H | | | | | | | | | | |
|---|------------|---------------------------------------|----|-----|-----|-----|-----|-----|-----|----------|
| Génération | Naissances | Répartition des naissances par niveau | | | | | | | | MOYENNES |
| | | Morts (=2) | 4 | 5 | 6 | 7 | 8 | 9 | 10 | |
| H | 8 | 0 | 1 | 2 | 2 | 1 | 2 | 0 | 0 | 6,13 |
| I | 10 | 0 | 0 | 3 | 3 | 1 | 1 | 1 | 1 | 6,70 |
| Pourcentage I par niveau | | 0% | 0% | 30% | 30% | 10% | 10% | 10% | 10% | |
| TOTAUX | 18 | 0 | 1 | 5 | 5 | 2 | 3 | 1 | 1 | 6,41 |
| Pourcentage global par niveau | | 0% | 6% | 28% | 28% | 11% | 17% | 6% | 6% | |

JAG DE BELLOUET

Production avant
Génération H

182



| MOYENNE DE PRODUCTION DEPUIS REFORME GENERATION H | | | | | | | | | | |
|---|------------|---------------------------------------|-----|-----|-----|----|-----|----|----|----------|
| Génération | Naissances | Répartition des naissances par niveau | | | | | | | | MOYENNES |
| | | Morts (=2) | 4 | 5 | 6 | 7 | 8 | 9 | 10 | |
| H | 48 | 0 | 6 | 10 | 14 | 5 | 5 | 5 | 3 | 6,42 |
| I | 53 | 0 | 7 | 10 | 17 | 4 | 11 | 4 | 0 | 6,26 |
| Pourcentage I par niveau | | 0% | 13% | 19% | 32% | 8% | 21% | 8% | 0% | |
| TOTAUX | 101 | 0 | 13 | 20 | 31 | 9 | 16 | 9 | 3 | 6,34 |
| Pourcentage global par niveau | | 0% | 13% | 20% | 31% | 9% | 16% | 9% | 3% | |

MEILLEURE PRODUCTION DES FILLES (NIVEAUX 8 A 10)

| | | | | | |
|------------------|---------------------|--|--|--|--|
| 8 | Fleuron Perrine | | | | |
| | Insert Gede | | | | |
| | Goetmals Wood | | | | |
| | Unterwald Dussac | | | | |
| | Valdez | | | | |
| | Bonchampois | | | | |
| | Brillantissime | | | | |
| | Albinoni Witness x4 | | | | |
| | Vamaro Castelet | | | | |
| | Diamotrio Level x2 | | | | |
| | Atlas de Joudes | | | | |
| | Unique Pin | | | | |
| | Unicos Robaina | | | | |
| | Allez Malherbe | | | | |
| | Eragon Fantasy | | | | |
| | Dis Moi Oui Julry | | | | |
| | Big Up | | | | |
| | Azeno d'Aunou | | | | |
| | Un Amour d'Haufor | | | | |
| Empire de Brenne | | | | | |

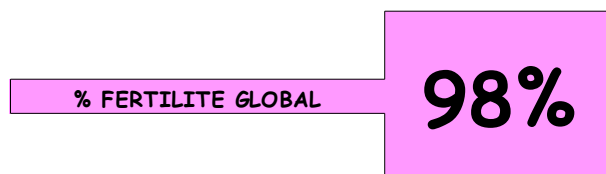
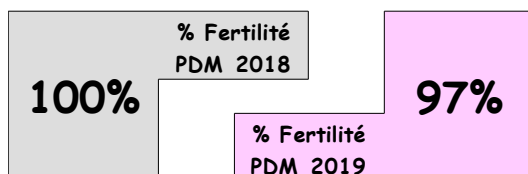
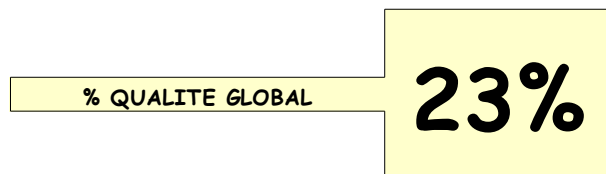

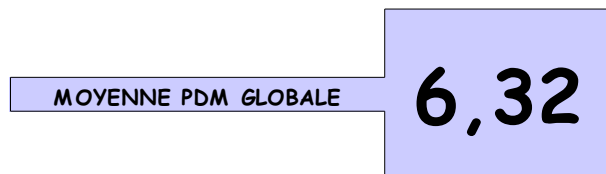
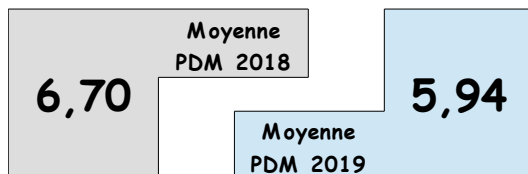
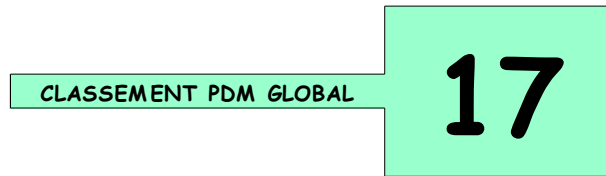
| | | | | | |
|-------------|--------------------|-----------------|--|--|--|
| 9 | Son Alezan | Ugo des Yolais | | | |
| | Full Account | Atlas de Joudes | | | |
| | Orlando Vici | | | | |
| | Big Up x2 | | | | |
| | Vainqueur Aimef x2 | | | | |
| | Hand du Vivier | | | | |
| | Prodigious | | | | |
| | Nice Love | | | | |
| | Tsar Griff | | | | |
| | Hermes Perrine | | | | |
| | Trajan | | | | |
| | Countdown Maker x3 | | | | |
| | Antrax de Laudebar | | | | |
| | Love You x2 | | | | |
| | Ti Amo du Trio | | | | |
| Ganymede x2 | | | | | |

| | | | | | |
|----|-----------------|--|--|--|--|
| 10 | Downing Street | | | | |
| | Diamotrio Level | | | | |
| | Duaker Valadour | | | | |
| | | | | | |
| | | | | | |
| | | | | | |
| | | | | | |

HERMES DE MONTFORT

Production avant
Génération H

56



| MOYENNE DE PRODUCTION DEPUIS REFORME GENERATION H | | | | | | | | | | |
|---|------------|---------------------------------------|-----|-----|-----|-----|-----|-----|----|----------|
| Génération | Naissances | Répartition des naissances par niveau | | | | | | | | MOYENNES |
| | | Morts (=2) | 4 | 5 | 6 | 7 | 8 | 9 | 10 | |
| H | 27 | 0 | 3 | 4 | 7 | 3 | 5 | 4 | 1 | 6,70 |
| I | 34 | 1 | 4 | 8 | 9 | 8 | 2 | 2 | 0 | 5,94 |
| Pourcentage I par niveau | | 3% | 12% | 24% | 26% | 24% | 6% | 6% | 0% | |
| TOTAUX | 61 | 1 | 7 | 12 | 16 | 11 | 7 | 6 | 1 | 6,32 |
| Pourcentage global par niveau | | 2% | 11% | 20% | 26% | 18% | 11% | 10% | 2% | |

SANCHO PANCA

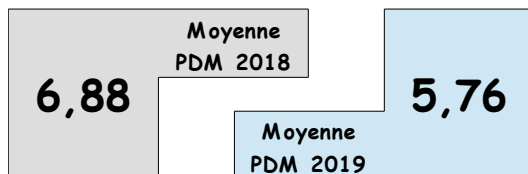
Production avant
Génération H

128




CLASSEMENT PDM GLOBAL

18



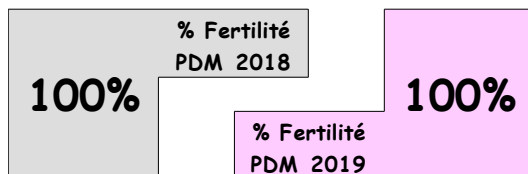
MOYENNE PDM GLOBALE

6,32



% QUALITE GLOBAL

29%



% FERTILITE GLOBAL

100%

| MOYENNE DE PRODUCTION DEPUIS REFORME GENERATION H | | | | | | | | | | |
|---|------------|---------------------------------------|-----|-----|-----|-----|-----|-----|----|----------|
| Génération | Naissances | Répartition des naissances par niveau | | | | | | | | MOYENNES |
| | | Morts (=2) | 4 | 5 | 6 | 7 | 8 | 9 | 10 | |
| H | 34 | 0 | 2 | 7 | 6 | 5 | 7 | 6 | 1 | 6,88 |
| I | 34 | 0 | 9 | 8 | 6 | 5 | 5 | 1 | 0 | 5,76 |
| Pourcentage I par niveau | | 0% | 26% | 24% | 18% | 15% | 15% | 3% | 0% | |
| TOTAUX | 68 | 0 | 11 | 15 | 12 | 10 | 12 | 7 | 1 | 6,32 |
| Pourcentage global par niveau | | 0% | 16% | 22% | 18% | 15% | 18% | 10% | 1% | |

MEILLEURE PRODUCTION DES FILLES (NIVEAUX 8 A 10)

| | | | | | |
|---|--------------------|--|--|--|--|
| 8 | Ugo des Yolais x2 | | | | |
| | Varech du Citrus | | | | |
| | Hand du Vivier | | | | |
| | Himo Josselyn | | | | |
| | Offshore Dream | | | | |
| | Ready Cash | | | | |
| | Brillantissime x2 | | | | |
| | A la Star | | | | |
| | Capitalist Witness | | | | |
| | Jag de Bellouet | | | | |
| | Meaulne du Corta | | | | |
| | Showtime Bourbon | | | | |
| | Réal de Lou | | | | |
| | Texas Charm | | | | |
| | Classico Victory | | | | |
| | Royal Dream | | | | |
| | | | | | |
| | | | | | |
| | | | | | |

| | | | | | |
|---|---------------------|--|--|--|--|
| 9 | Verlan du Vivier | | | | |
| | Meaulne du Corta x2 | | | | |
| | Ready Cash | | | | |
| | Ganymède | | | | |
| | Showtime Bourbon x2 | | | | |
| | Burberry Star | | | | |
| | Hermes de Montfort | | | | |
| | Quatrain | | | | |
| | Cazzo de Laudebar | | | | |
| | Un Amour d'Haufor | | | | |
| | Azeno d'Aunou | | | | |
| | Burberry Star | | | | |
| | Jag de Bellouet | | | | |
| | | | | | |
| | | | | | |

| | | | | | |
|----|------------------|--|--|--|--|
| 10 | Meaulne du Corta | | | | |
| | Gai Brillant | | | | |
| | Jag de Bellouet | | | | |
| | Up and Quick | | | | |
| | | | | | |
| | | | | | |
| | | | | | |

UN PAS DE PLUS


Production avant
Génération H

51




CLASSEMENT PDM GLOBAL

19



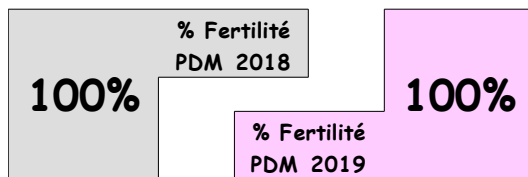
MOYENNE PDM GLOBALE

6,31



% QUALITE GLOBAL

29%



% FERTILITE GLOBAL

100%

| MOYENNE DE PRODUCTION DEPUIS REFORME GENERATION H | | | | | | | | | | |
|---|------------|---------------------------------------|-----|-----|-----|-----|-----|----|----|----------|
| Génération | Naissances | Répartition des naissances par niveau | | | | | | | | MOYENNES |
| | | Morts (=2) | 4 | 5 | 6 | 7 | 8 | 9 | 10 | |
| H | 25 | 0 | 6 | 5 | 4 | 3 | 3 | 3 | 1 | 6,20 |
| I | 34 | 0 | 5 | 3 | 10 | 6 | 9 | 1 | 0 | 6,41 |
| Pourcentage I par niveau | | 0% | 15% | 9% | 29% | 18% | 26% | 3% | 0% | |
| TOTAUX | 59 | 0 | 11 | 8 | 14 | 9 | 12 | 4 | 1 | 6,31 |
| Pourcentage global par niveau | | 0% | 19% | 14% | 24% | 15% | 20% | 7% | 2% | |

MEAULNE DU CORTA


Production avant
Génération H

111




CLASSEMENT PDM GLOBAL

20



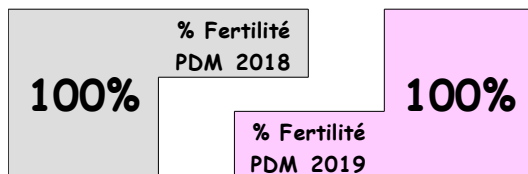
MOYENNE PDM GLOBALE

6,31



% QUALITE GLOBAL

23%



% FERTILITE GLOBAL

100%

| MOYENNE DE PRODUCTION DEPUIS REFORME GENERATION H | | | | | | | | | | |
|---|------------|---------------------------------------|-----|-----|-----|-----|-----|----|----|----------|
| Génération | Naissances | Répartition des naissances par niveau | | | | | | | | MOYENNES |
| | | Morts (=2) | 4 | 5 | 6 | 7 | 8 | 9 | 10 | |
| H | 53 | 0 | 5 | 11 | 13 | 8 | 13 | 2 | 1 | 6,43 |
| I | 63 | 0 | 9 | 15 | 13 | 15 | 5 | 4 | 2 | 6,19 |
| Pourcentage I par niveau | | 0% | 14% | 24% | 21% | 24% | 8% | 6% | 3% | |
| TOTAUX | 116 | 0 | 14 | 26 | 26 | 23 | 18 | 6 | 3 | 6,31 |
| Pourcentage global par niveau | | 0% | 12% | 22% | 22% | 20% | 16% | 5% | 3% | |

MEILLEURE PRODUCTION DES FILLES (NIVEAUX 8 A 10)

| | | | | | |
|----------|--------------------|-------------------|--|--|--|
| 8 | Coktail Jet | Royal Dream | | | |
| | Prodigious x2 | Ulano de Bussy | | | |
| | Very Look | Artiste de Joudes | | | |
| | Goetmals Wood | Uniclove | | | |
| | Gai Brillant | Varech du Citrus | | | |
| | Big Up | Torino Pierji | | | |
| | Saxo de Vandel | Ulysse de Cambron | | | |
| | Azeno d'Aunou | Emoi de Brenne | | | |
| | Antrax de Laudebar | Ti Amo du Trio | | | |
| | Cazzo de Laudebar | | | | |
| | Love You | | | | |
| | Ubelix de la Mare | | | | |
| | Ganymède x2 | | | | |
| | Atarax de Laudebar | | | | |
| | Babyfoot | | | | |
| | Vadis Smiling x2 | | | | |
| | Diamotrio Level | | | | |
| | Bold Eagle | | | | |
| | Crack d'Argentree | | | | |
| | Carré d'As | | | | |

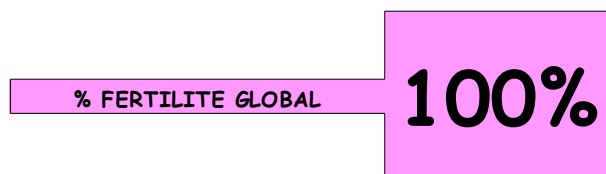
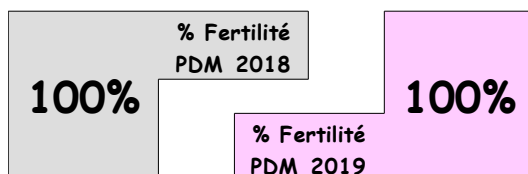
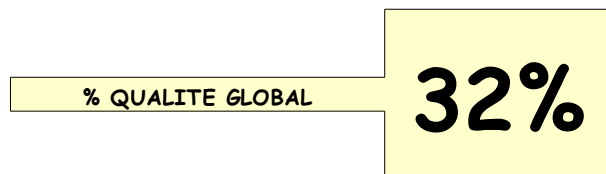

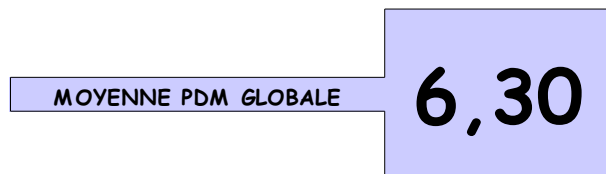
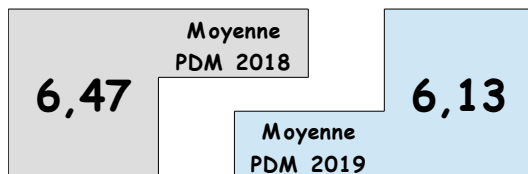
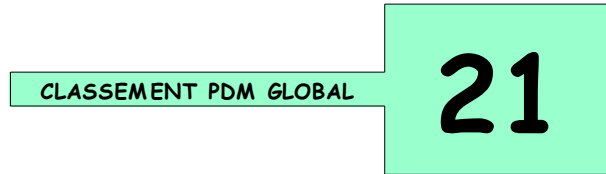
| | | | | | |
|----------|-----------------|--|--|--|--|
| 9 | Un Fan Pellois | | | | |
| | Babyfoot x2 | | | | |
| | Ungaretti Jet | | | | |
| | Uri Mix | | | | |
| | Love You | | | | |
| | Cotton Weary | | | | |
| | Uppercut du Rib | | | | |
| | Vadis Smiling | | | | |
| | Vainqueur Aimef | | | | |
| | Ti Amo du Trio | | | | |
| | Prodigious | | | | |
| | | | | | |
| | | | | | |
| | | | | | |

| | | | | | |
|-----------|------------------|--|--|--|--|
| 10 | Gai Brillant | | | | |
| | Amour d'Aunou x3 | | | | |
| | Babyfoot | | | | |
| | Downing Street | | | | |
| | Quaro | | | | |
| | | | | | |
| | | | | | |
| | | | | | |

ESCARTEFIGUE

Production avant
Génération H

36


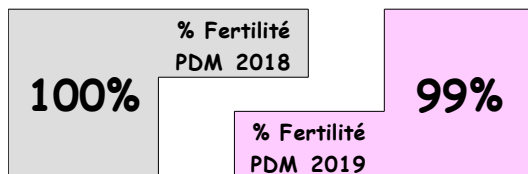
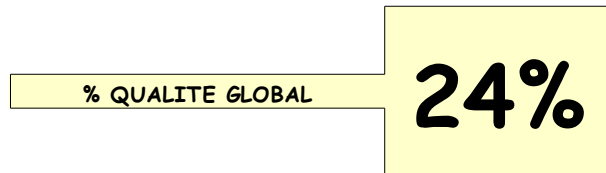

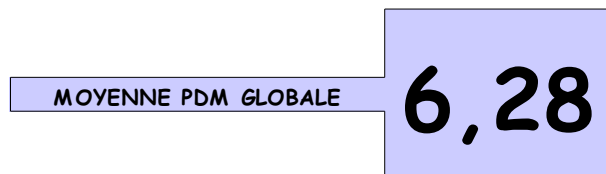
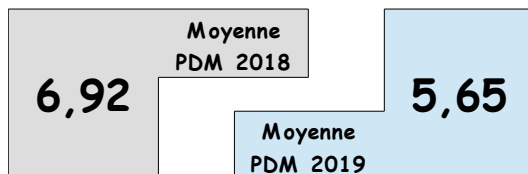
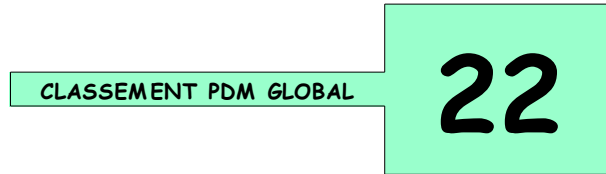


| MOYENNE DE PRODUCTION DEPUIS REFORME GENERATION H | | | | | | | | | | |
|---|------------|---------------------------------------|-----|-----|-----|-----|-----|-----|----|----------|
| Génération | Naissances | Répartition des naissances par niveau | | | | | | | | MOYENNES |
| | | Morts (=2) | 4 | 5 | 6 | 7 | 8 | 9 | 10 | |
| H | 15 | 0 | 1 | 4 | 3 | 2 | 4 | 1 | 0 | 6,47 |
| I | 16 | 0 | 4 | 3 | 3 | 1 | 3 | 2 | 0 | 6,13 |
| Pourcentage I par niveau | | 0% | 25% | 19% | 19% | 6% | 19% | 13% | 0% | |
| TOTAUX | 31 | 0 | 5 | 7 | 6 | 3 | 7 | 3 | 0 | 6,30 |
| Pourcentage global par niveau | | 0% | 16% | 23% | 19% | 10% | 23% | 10% | 0% | |

DEFI D'AUNOU

Production avant
Génération H

112



| MOYENNE DE PRODUCTION DEPUIS REFORME GENERATION H | | | | | | | | | | |
|---|------------|---------------------------------------|-----|-----|-----|-----|-----|----|----|----------|
| Génération | Naissances | Répartition des naissances par niveau | | | | | | | | MOYENNES |
| | | Morts (=2) | 4 | 5 | 6 | 7 | 8 | 9 | 10 | |
| H | 60 | 0 | 2 | 17 | 7 | 13 | 5 | 11 | 5 | 6,92 |
| I | 69 | 1 | 16 | 18 | 15 | 9 | 9 | 1 | 0 | 5,65 |
| Pourcentage I par niveau | | 1% | 23% | 26% | 22% | 13% | 13% | 1% | 0% | |
| TOTAUX | 129 | 1 | 18 | 35 | 22 | 22 | 14 | 12 | 5 | 6,28 |
| Pourcentage global par niveau | | 1% | 14% | 27% | 17% | 17% | 11% | 9% | 4% | |

MEILLEURE PRODUCTION DES FILLES (NIVEAUX 8 A 10)

| | | | | | |
|------------------|----------------------|-------------------|--|--|--|
| 8 | Varum Barbes | Damages | | | |
| | Tucson x2 | Trajan | | | |
| | Uzbek du Bocage | Vacarme | | | |
| | Quitus du Mexique x2 | Prodigious | | | |
| | Vaillant Cash | Dastan des Ombres | | | |
| | Amour d'Aunou | Urisis Barbes | | | |
| | Ti Amo du Trio | Goetmals Wood x2 | | | |
| | Americano de Geai | Un Amour d'Haufor | | | |
| | Another Love | The Best Madrik | | | |
| | Speedy Blue | Amour d'Aunou | | | |
| | Aldo Valadour | Singalo | | | |
| | Bristol Cream | Texas Charm | | | |
| | Quaker Jet | Real de Lou | | | |
| | Big Up | Ulysse de Cambron | | | |
| | Saxo de Vandel | | | | |
| | Boulevard inconnu | | | | |
| | Kool du Caux | | | | |
| | Taillevent d'Urzy | | | | |
| | Burberry Star | | | | |
| Quel Amour Dudel | | | | | |


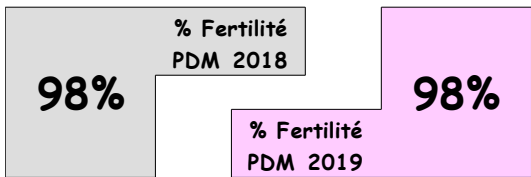
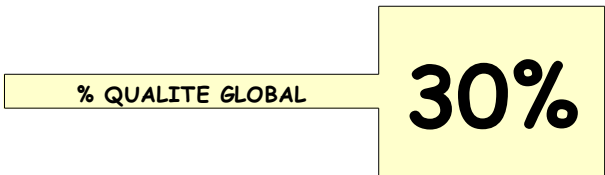
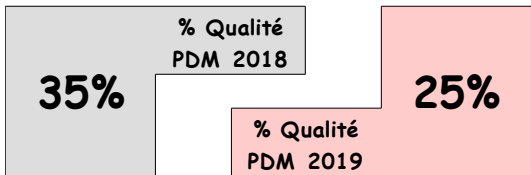
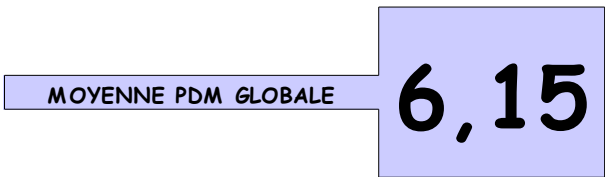
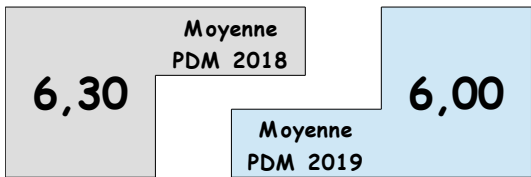
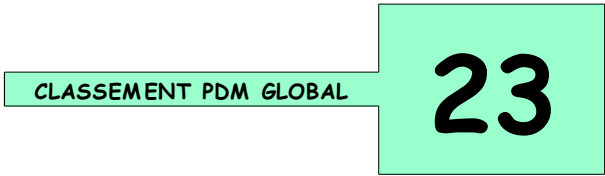

| | | | | | |
|-----------------|--------------------|--------------------|--|--|--|
| 9 | Burberry Star x2 | Americano de Geai | | | |
| | Ulysse des Racques | Antrax de Laudebar | | | |
| | Azeno d'Aunou | Countdown Maker | | | |
| | Quaker Jet | United du Bourg | | | |
| | Vaillant Cash | | | | |
| | Severino | | | | |
| | Ungaretti Jet | | | | |
| | Love You x2 | | | | |
| | Ti Amo du Trio | | | | |
| | Amour d'Aunou | | | | |
| | Bleu Klein | | | | |
| | Roc Meslois | | | | |
| | Bahamas | | | | |
| | Diamotrio Level | | | | |
| | Cazzo de Laudebar | | | | |
| Atlas de Joudes | | | | | |

| | | | | | |
|----|-----------------|--|--|--|--|
| 10 | Trajan | | | | |
| | Prodigious x2 | | | | |
| | Big Up | | | | |
| | Bleu Klein | | | | |
| | Blue Electric | | | | |
| | Baby Dream | | | | |
| | Vadis Smiling | | | | |
| | Duaker Valadour | | | | |
| | Bleu Klein | | | | |

ECHO

Production avant
Génération H

98



| MOYENNE DE PRODUCTION DEPUIS REFORME GENERATION H | | | | | | | | | | |
|---|------------|---------------------------------------|-----|-----|-----|----|-----|-----|----|----------|
| Génération | Naissances | Répartition des naissances par niveau | | | | | | | | MOYENNES |
| | | Morts (=2) | 4 | 5 | 6 | 7 | 8 | 9 | 10 | |
| H | 43 | 1 | 5 | 12 | 7 | 3 | 9 | 6 | 0 | 6,30 |
| I | 44 | 1 | 8 | 13 | 10 | 1 | 3 | 6 | 2 | 6,00 |
| Pourcentage I par niveau | | 2% | 18% | 30% | 23% | 2% | 7% | 14% | 5% | |
| TOTAUX | 87 | 2 | 13 | 25 | 17 | 4 | 12 | 12 | 2 | 6,15 |
| Pourcentage global par niveau | | 2% | 15% | 29% | 20% | 5% | 14% | 14% | 2% | |

MEILLEURE PRODUCTION DES FILLES (NIVEAUX 8 A 10)

| | | | | | |
|---|-------------------|--------------------|--|--|--|
| 8 | Taillevent d'Urzy | Uniclove | | | |
| | Varum Barbes x2 | Tucson | | | |
| | Vacarme | Cazzo de Laudebar | | | |
| | Meaulne du Corta | To Be or not To Be | | | |
| | Another Love | Uri Mix | | | |
| | Kaisy Dream | Goetmals Wood | | | |
| | Défi d'Aunou | | | | |
| | Quitus du Mexique | | | | |
| | Unique Pin | | | | |
| | Niky | | | | |
| | Ganymede x2 | | | | |
| | Beau Vol | | | | |
| | Kesaco Phedo | | | | |
| | Qualmio de Vandel | | | | |
| | Sam Bourbon | | | | |
| | Uriosis Barbes | | | | |
| | Full Account | | | | |
| | Unicos Robaina | | | | |
| | Ubelix de la Mare | | | | |
| | Showtime Bourbon | | | | |

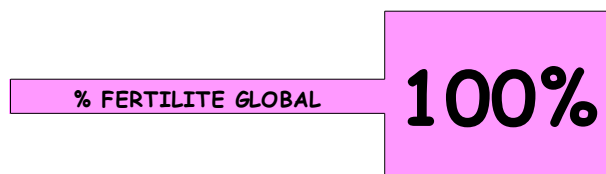
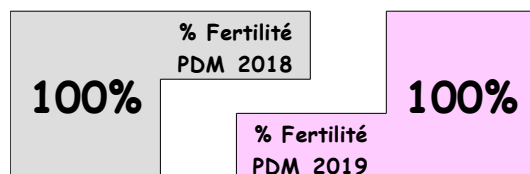
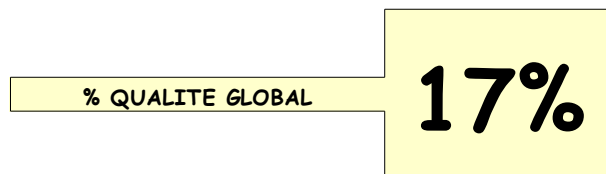

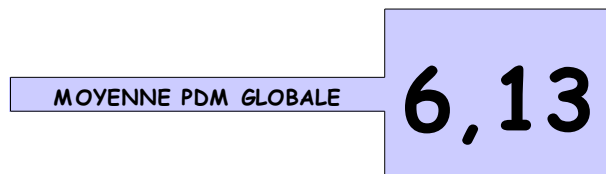

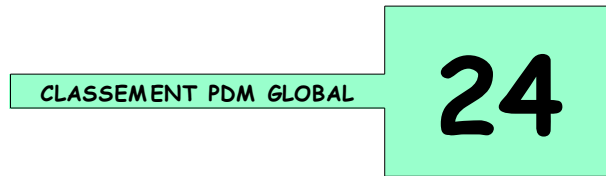
| | | | | | |
|---|---------------------|--|--|--|--|
| 9 | Ganymede x2 | | | | |
| | Goetmals Wood | | | | |
| | Ulysse des Racques | | | | |
| | Vinci des Liards x2 | | | | |
| | Uri Mix | | | | |
| | C'Chic de la Sensée | | | | |
| | Duaker Valadour | | | | |
| | Uzbek du Bocage | | | | |
| | Downing Stret | | | | |
| | Quisling d'Anjou | | | | |
| | Uniclove | | | | |
| | Rocklyn | | | | |
| | Un Pas de Plus | | | | |
| | Un Mec d'Hériprié | | | | |
| | Udon d'Occagne | | | | |
| | Royal Dream | | | | |

| | | | | | |
|----|-----------------|--|--|--|--|
| 10 | Défi d'Aunou | | | | |
| | Esotico Star | | | | |
| | Prodigious | | | | |
| | Texas Charm | | | | |
| | Jag de Bellouet | | | | |
| | | | | | |

VINCENZO CEHERE

Production avant
Génération H

NC



| MOYENNE DE PRODUCTION DEPUIS REFORME GENERATION H | | | | | | | | | | |
|---|------------|---------------------------------------|-----|-----|-----|-----|-----|----|----|-------------|
| Génération | Naissances | Répartition des naissances par niveau | | | | | | | | MOYENNES |
| | | Morts (=2) | 4 | 5 | 6 | 7 | 8 | 9 | 10 | |
| H | 6 | 0 | 0 | 2 | 3 | 1 | 0 | 0 | 0 | 5,83 |
| I | 12 | 0 | 2 | 2 | 2 | 3 | 2 | 0 | 1 | 6,42 |
| Pourcentage I par niveau | | 0% | 17% | 17% | 17% | 25% | 17% | 0% | 8% | |
| TOTAUX | 18 | 0 | 2 | 4 | 5 | 4 | 2 | 0 | 1 | 6,13 |
| Pourcentage global par niveau | | 0% | 11% | 22% | 28% | 22% | 11% | 0% | 6% | |

TI AMO DU TRIO

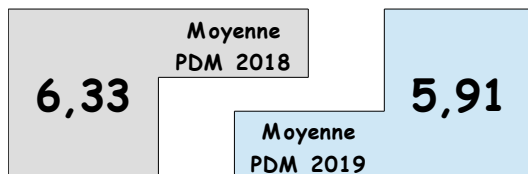
Production avant
Génération H

3




CLASSEMENT PDM GLOBAL

25



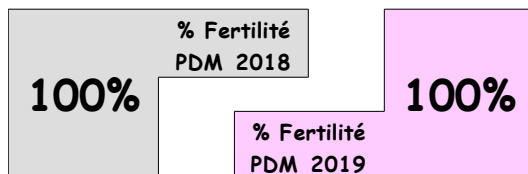
MOYENNE PDM GLOBALE

6,12



% QUALITE GLOBAL

12%



% FERTILITE GLOBAL

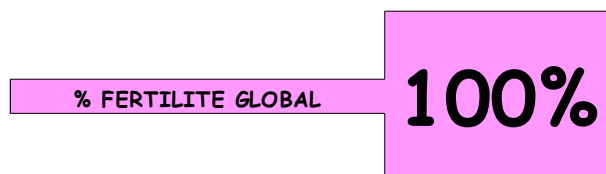
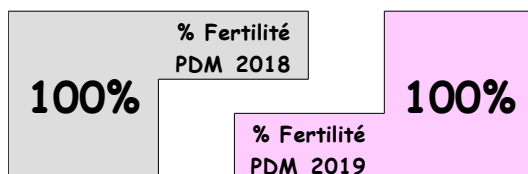
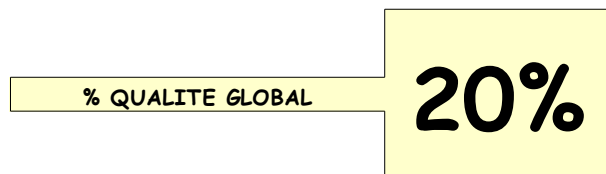

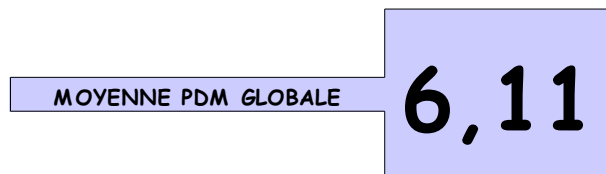
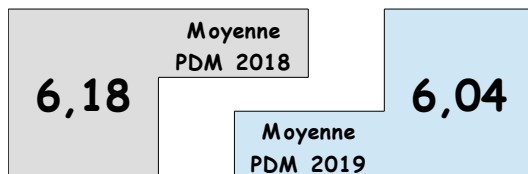
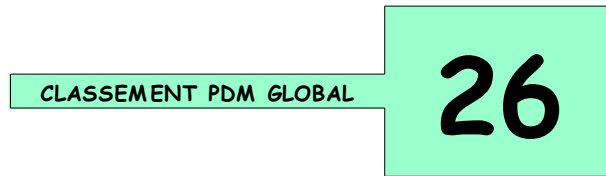
100%

| MOYENNE DE PRODUCTION DEPUIS REFORME GENERATION H | | | | | | | | | | |
|---|------------|---------------------------------------|-----|-----|-----|-----|----|----|----|----------|
| Génération | Naissances | Répartition des naissances par niveau | | | | | | | | MOYENNES |
| | | Morts (=2) | 4 | 5 | 6 | 7 | 8 | 9 | 10 | |
| H | 12 | 0 | 1 | 3 | 2 | 4 | 1 | 1 | 0 | 6,33 |
| I | 22 | 0 | 3 | 6 | 5 | 6 | 2 | 0 | 0 | 5,91 |
| Pourcentage I par niveau | | 0% | 14% | 27% | 23% | 27% | 9% | 0% | 0% | |
| TOTAUX | 34 | 0 | 4 | 9 | 7 | 10 | 3 | 1 | 0 | 6,12 |
| Pourcentage global par niveau | | 0% | 12% | 26% | 21% | 29% | 9% | 3% | 0% | |

ESOTICO STAR

Production avant
Génération H

44



| MOYENNE DE PRODUCTION DEPUIS REFORME GENERATION H | | | | | | | | | | |
|---|------------|---------------------------------------|-----|-----|-----|-----|-----|----|----|----------|
| Génération | Naissances | Répartition des naissances par niveau | | | | | | | | MOYENNES |
| | | Morts (=2) | 4 | 5 | 6 | 7 | 8 | 9 | 10 | |
| H | 22 | 0 | 4 | 3 | 5 | 5 | 5 | 0 | 0 | 6,18 |
| I | 24 | 0 | 3 | 6 | 7 | 4 | 3 | 1 | 0 | 6,04 |
| Pourcentage I par niveau | | 0% | 13% | 25% | 29% | 17% | 13% | 4% | 0% | |
| TOTAUX | 46 | 0 | 7 | 9 | 12 | 9 | 8 | 1 | 0 | 6,11 |
| Pourcentage global par niveau | | 0% | 15% | 20% | 26% | 20% | 17% | 2% | 0% | |

OFFSHORE DREAM

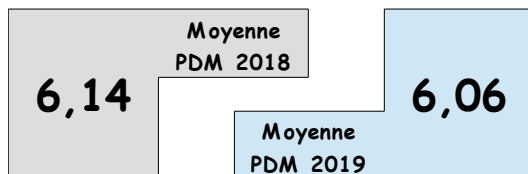
Production avant
Génération H

103




CLASSEMENT PDM GLOBAL

27



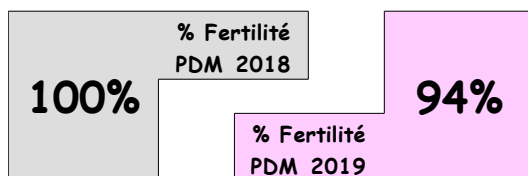
MOYENNE PDM GLOBALE

6,10



% QUALITE GLOBAL

20%



% FERTILITE GLOBAL

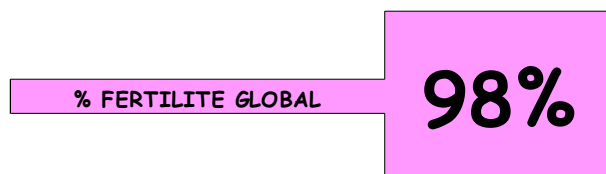
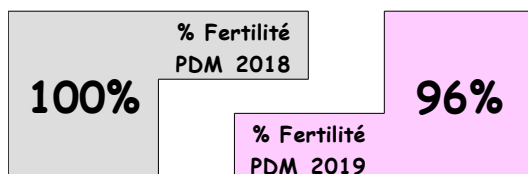
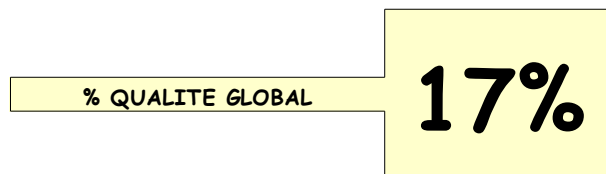

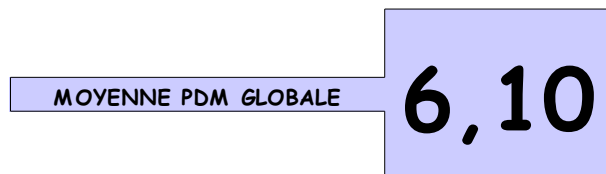
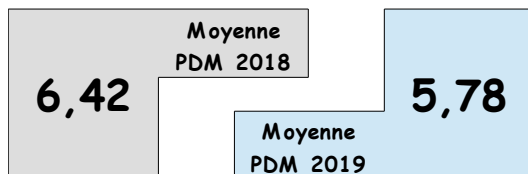
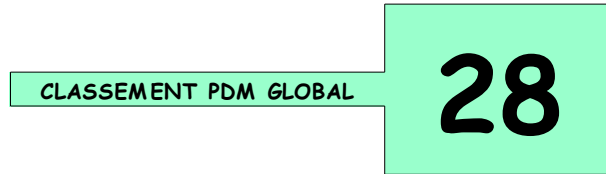
97%

| MOYENNE DE PRODUCTION DEPUIS REFORME GENERATION H | | | | | | | | | | |
|---|------------|---------------------------------------|----|-----|-----|-----|-----|----|----|----------|
| Génération | Naissances | Répartition des naissances par niveau | | | | | | | | MOYENNES |
| | | Morts (=2) | 4 | 5 | 6 | 7 | 8 | 9 | 10 | |
| H | 28 | 0 | 3 | 8 | 8 | 2 | 5 | 2 | 0 | 6,14 |
| I | 31 | 2 | 2 | 7 | 6 | 9 | 3 | 2 | 0 | 6,06 |
| Pourcentage I par niveau | | 6% | 6% | 23% | 19% | 29% | 10% | 6% | 0% | |
| TOTAUX | 59 | 2 | 5 | 15 | 14 | 11 | 8 | 4 | 0 | 6,10 |
| Pourcentage global par niveau | | 3% | 8% | 25% | 24% | 19% | 14% | 7% | 0% | |

FULL ACCOUNT

Production avant
Génération H

52

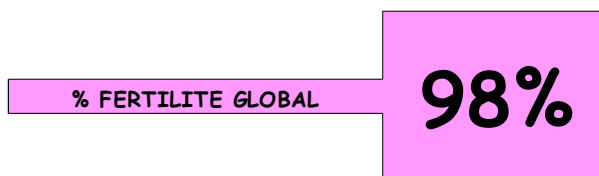
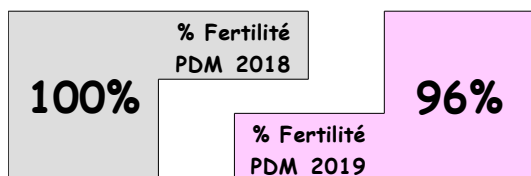


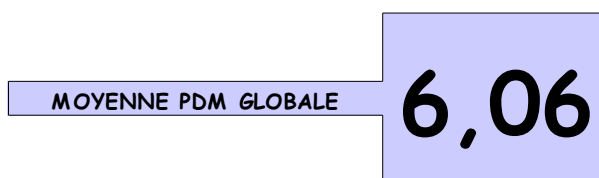

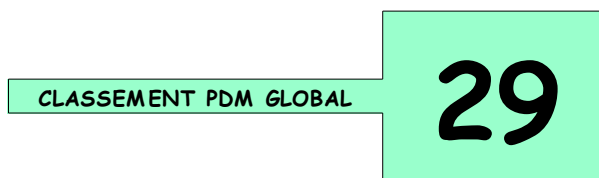


| MOYENNE DE PRODUCTION DEPUIS REFORME GENERATION H | | | | | | | | | | |
|---|------------|---------------------------------------|-----|-----|-----|-----|----|-----|----|----------|
| Génération | Naissances | Répartition des naissances par niveau | | | | | | | | MOYENNES |
| | | Morts (=2) | 4 | 5 | 6 | 7 | 8 | 9 | 10 | |
| H | 19 | 0 | 1 | 7 | 4 | 2 | 1 | 3 | 1 | 6,42 |
| I | 23 | 1 | 4 | 2 | 10 | 4 | 1 | 1 | 0 | 5,78 |
| Pourcentage I par niveau | | 4% | 17% | 9% | 43% | 17% | 4% | 4% | 0% | |
| TOTAUX | 42 | 1 | 5 | 9 | 14 | 6 | 2 | 4 | 1 | 6,10 |
| Pourcentage global par niveau | | 2% | 12% | 21% | 33% | 14% | 5% | 10% | 2% | |

GAI BRILLANT

Production avant
Génération H

132


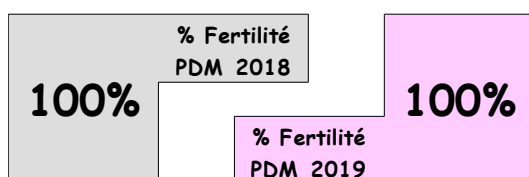

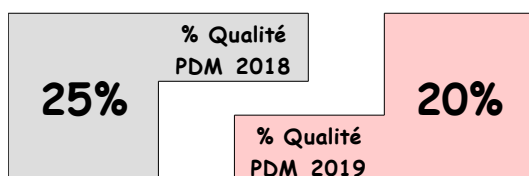
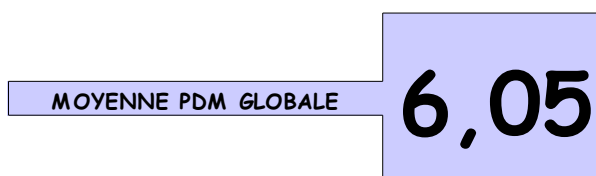
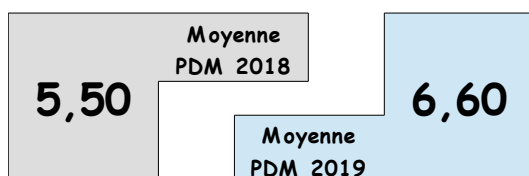
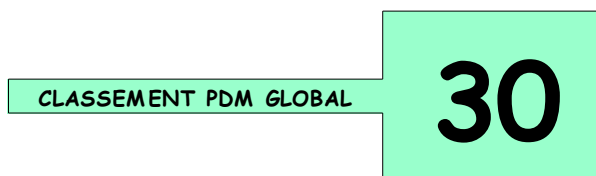


| MOYENNE DE PRODUCTION DEPUIS REFORME GENERATION H | | | | | | | | | | |
|---|------------|---------------------------------------|-----|-----|-----|-----|----|----|----|----------|
| Génération | Naissances | Répartition des naissances par niveau | | | | | | | | MOYENNES |
| | | Morts (=2) | 4 | 5 | 6 | 7 | 8 | 9 | 10 | |
| H | 54 | 0 | 7 | 13 | 15 | 9 | 7 | 3 | 0 | 6,09 |
| I | 56 | 2 | 8 | 9 | 19 | 9 | 3 | 5 | 1 | 6,02 |
| Pourcentage I par niveau | | 4% | 14% | 16% | 34% | 16% | 5% | 9% | 2% | |
| TOTAUX | 110 | 2 | 15 | 22 | 34 | 18 | 10 | 8 | 1 | 6,06 |
| Pourcentage global par niveau | | 2% | 14% | 20% | 31% | 16% | 9% | 7% | 1% | |

COURLIS DU PONT

Production avant
Génération H

11


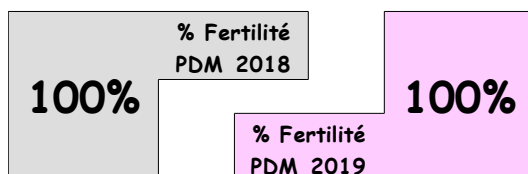
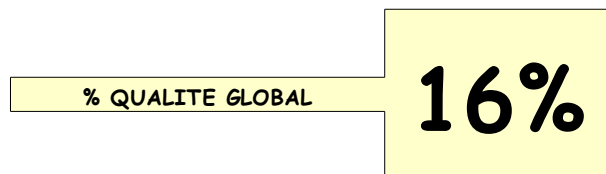

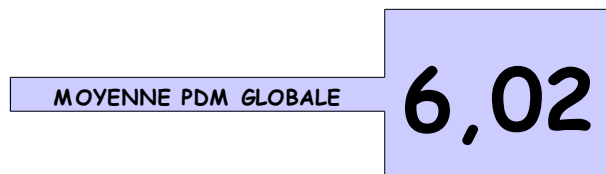

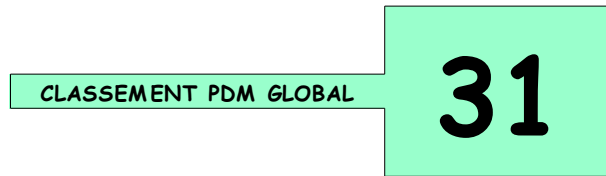


| MOYENNE DE PRODUCTION DEPUIS REFORME GENERATION H | | | | | | | | | | |
|---|------------|---------------------------------------|-----|-----|-----|-----|-----|----|----|----------|
| Génération | Naissances | Répartition des naissances par niveau | | | | | | | | MOYENNES |
| | | Morts (=2) | 4 | 5 | 6 | 7 | 8 | 9 | 10 | |
| H | 4 | 0 | 1 | 2 | 0 | 0 | 1 | 0 | 0 | 5,50 |
| I | 5 | 0 | 0 | 1 | 1 | 2 | 1 | 0 | 0 | 6,60 |
| Pourcentage I par niveau | | 0% | 0% | 20% | 20% | 40% | 20% | 0% | 0% | |
| TOTAUX | 9 | 0 | 1 | 3 | 1 | 2 | 2 | 0 | 0 | 6,05 |
| Pourcentage global par niveau | | 0% | 11% | 33% | 11% | 22% | 22% | 0% | 0% | |

LOOK DE STAR

Production avant
Génération H

226

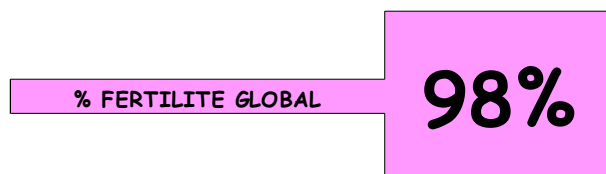
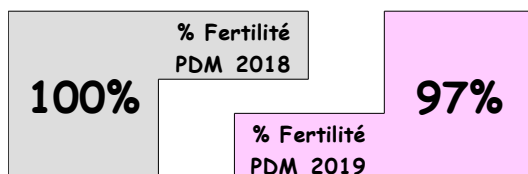
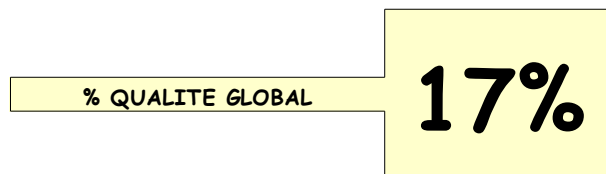

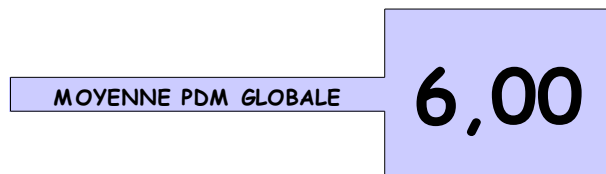
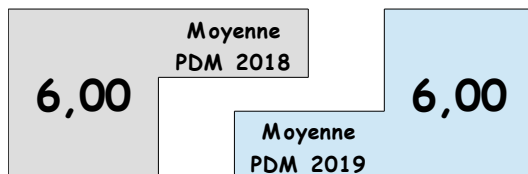
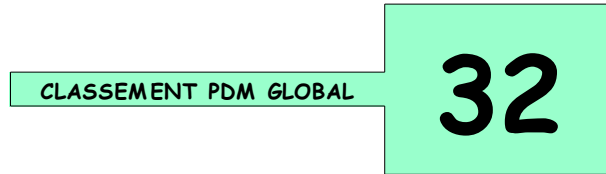


| MOYENNE DE PRODUCTION DEPUIS REFORME GENERATION H | | | | | | | | | | |
|---|------------|---------------------------------------|-----|-----|-----|-----|-----|----|----|----------|
| Génération | Naissances | Répartition des naissances par niveau | | | | | | | | MOYENNES |
| | | Morts (=2) | 4 | 5 | 6 | 7 | 8 | 9 | 10 | |
| H | 53 | 0 | 9 | 10 | 11 | 13 | 7 | 2 | 1 | 6,17 |
| I | 51 | 0 | 11 | 8 | 18 | 7 | 5 | 2 | 0 | 5,86 |
| Pourcentage I par niveau | | 0% | 22% | 16% | 35% | 14% | 10% | 4% | 0% | |
| TOTAUX | 104 | 0 | 20 | 18 | 29 | 20 | 12 | 4 | 1 | 6,02 |
| Pourcentage global par niveau | | 0% | 19% | 17% | 28% | 19% | 12% | 4% | 1% | |

HIMO JOSSELYN

Production avant
Génération H

76


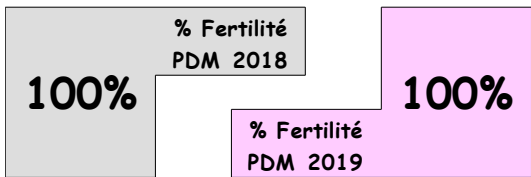
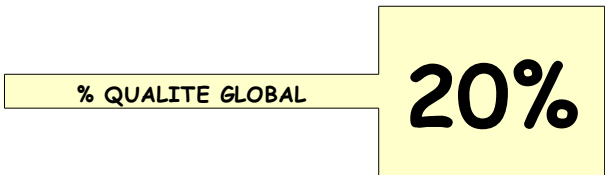
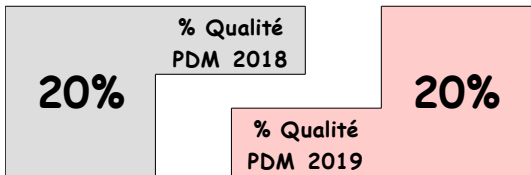
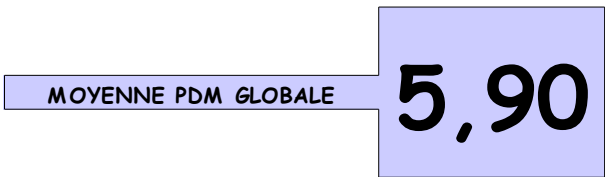
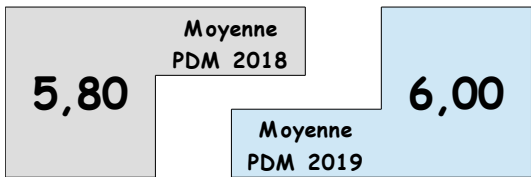
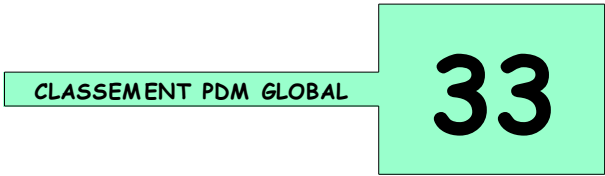



| MOYENNE DE PRODUCTION DEPUIS REFORME GENERATION H | | | | | | | | | | |
|---|------------|---------------------------------------|-----|-----|-----|-----|----|-----|----|----------|
| Génération | Naissances | Répartition des naissances par niveau | | | | | | | | MOYENNES |
| | | Morts (=2) | 4 | 5 | 6 | 7 | 8 | 9 | 10 | |
| H | 31 | 0 | 8 | 4 | 4 | 11 | 3 | 1 | 0 | 6,00 |
| I | 33 | 1 | 8 | 4 | 7 | 6 | 3 | 4 | 0 | 6,00 |
| Pourcentage I par niveau | | 3% | 24% | 12% | 21% | 18% | 9% | 12% | 0% | |
| TOTAUX | 64 | 1 | 16 | 8 | 11 | 17 | 6 | 5 | 0 | 6,00 |
| Pourcentage global par niveau | | 2% | 25% | 13% | 17% | 27% | 9% | 8% | 0% | |

EXTREME DREAM

Production avant
Génération H

23

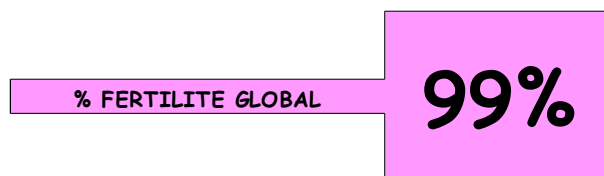
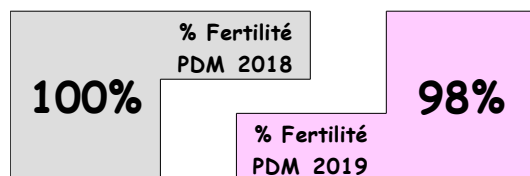


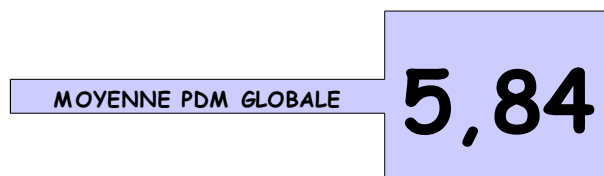

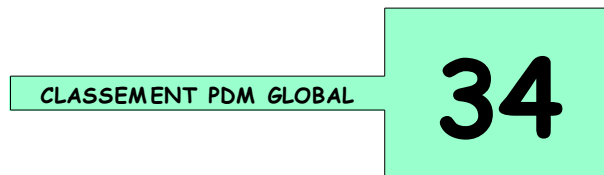


| MOYENNE DE PRODUCTION DEPUIS REFORME GENERATION H | | | | | | | | | | |
|---|------------|---------------------------------------|-----|-----|-----|----|-----|----|----|----------|
| Génération | Naissances | Répartition des naissances par niveau | | | | | | | | MOYENNES |
| | | Morts (=2) | 4 | 5 | 6 | 7 | 8 | 9 | 10 | |
| H | 5 | 0 | 1 | 1 | 2 | 0 | 1 | 0 | 0 | 5,80 |
| I | 5 | 0 | 0 | 2 | 2 | 0 | 1 | 0 | 0 | 6,00 |
| Pourcentage I par niveau | | 0% | 0% | 40% | 40% | 0% | 20% | 0% | 0% | |
| TOTAUX | 10 | 0 | 1 | 3 | 4 | 0 | 2 | 0 | 0 | 5,90 |
| Pourcentage global par niveau | | 0% | 10% | 30% | 40% | 0% | 20% | 0% | 0% | |

FLEURON PERRINE

Production avant
Génération H

153

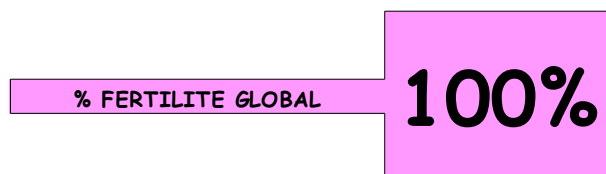
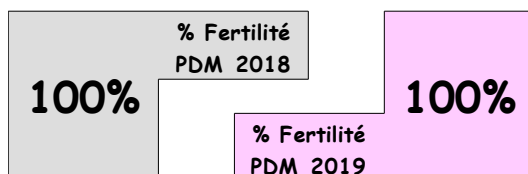
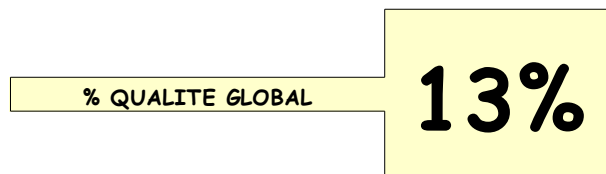

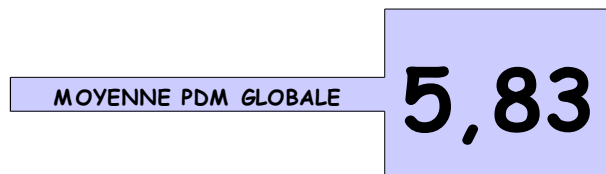
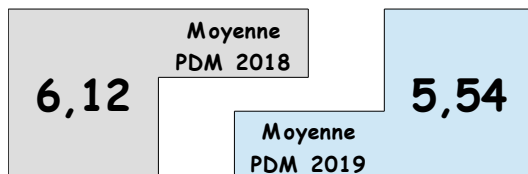
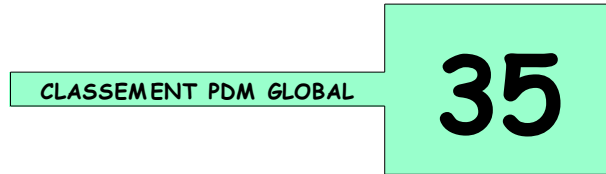


| MOYENNE DE PRODUCTION DEPUIS REFORME GENERATION H | | | | | | | | | | |
|---|------------|---------------------------------------|-----|-----|-----|-----|-----|----|----|----------|
| Génération | Naissances | Répartition des naissances par niveau | | | | | | | | MOYENNES |
| | | Morts (=2) | 4 | 5 | 6 | 7 | 8 | 9 | 10 | |
| H | 47 | 0 | 11 | 11 | 10 | 9 | 5 | 1 | 0 | 5,77 |
| I | 52 | 1 | 9 | 13 | 12 | 6 | 9 | 1 | 1 | 5,92 |
| Pourcentage I par niveau | | 2% | 17% | 25% | 23% | 12% | 17% | 2% | 2% | |
| TOTAUX | 99 | 1 | 20 | 24 | 22 | 15 | 14 | 2 | 1 | 5,84 |
| Pourcentage global par niveau | | 1% | 20% | 24% | 22% | 15% | 14% | 2% | 1% | |

QUARO

Production avant
Génération H

69


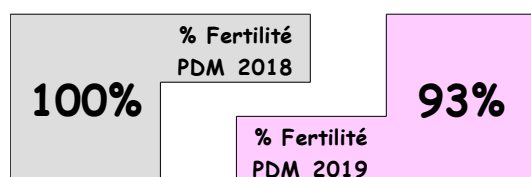

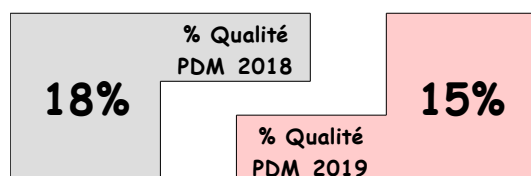
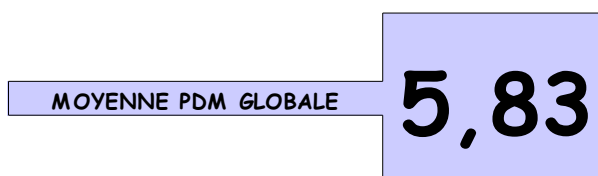
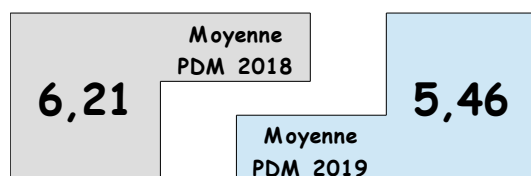
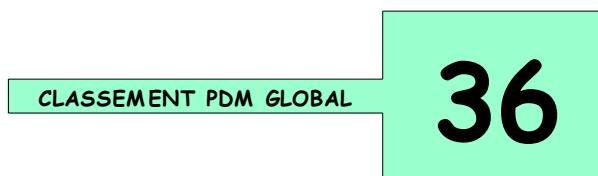


| MOYENNE DE PRODUCTION DEPUIS REFORME GENERATION H | | | | | | | | | | |
|---|------------|---------------------------------------|-----|-----|-----|-----|-----|----|----|----------|
| Génération | Naissances | Répartition des naissances par niveau | | | | | | | | MOYENNES |
| | | Morts (=2) | 4 | 5 | 6 | 7 | 8 | 9 | 10 | |
| H | 25 | 0 | 4 | 3 | 8 | 6 | 4 | 0 | 0 | 6,12 |
| I | 35 | 0 | 9 | 12 | 5 | 5 | 3 | 1 | 0 | 5,54 |
| Pourcentage I par niveau | | 0% | 26% | 34% | 14% | 14% | 9% | 3% | 0% | |
| TOTAUX | 60 | 0 | 13 | 15 | 13 | 11 | 7 | 1 | 0 | 5,83 |
| Pourcentage global par niveau | | 0% | 22% | 25% | 22% | 18% | 12% | 2% | 0% | |

MEMPHIS DU RIB

Production avant
Génération H

130


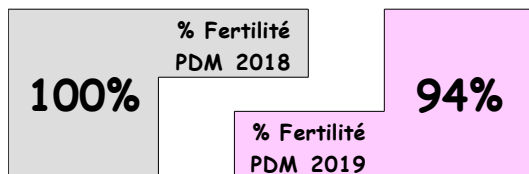
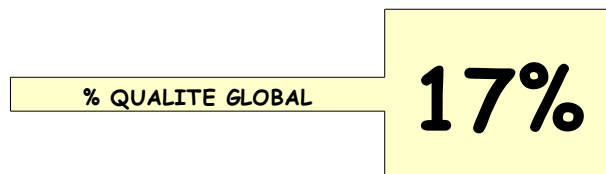

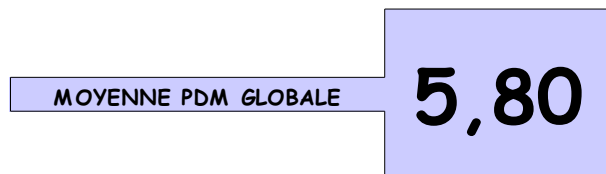
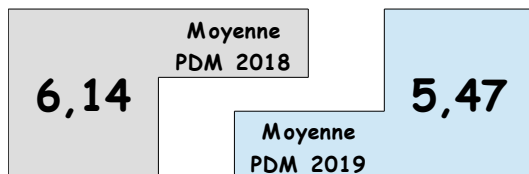
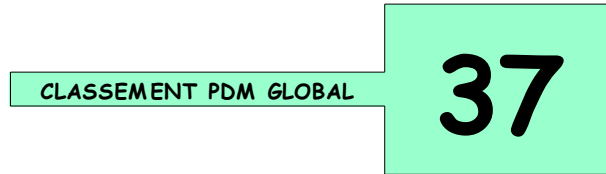


| MOYENNE DE PRODUCTION DEPUIS REFORME GENERATION H | | | | | | | | | | |
|---|------------|---------------------------------------|-----|-----|-----|-----|-----|----|----|----------|
| Génération | Naissances | Répartition des naissances par niveau | | | | | | | | MOYENNES |
| | | Morts (=2) | 4 | 5 | 6 | 7 | 8 | 9 | 10 | |
| H | 34 | 0 | 5 | 7 | 7 | 9 | 4 | 1 | 1 | 6,21 |
| I | 41 | 3 | 8 | 11 | 9 | 4 | 5 | 1 | 0 | 5,46 |
| Pourcentage I par niveau | | 7% | 20% | 27% | 22% | 10% | 12% | 2% | 0% | |
| TOTAUX | 75 | 3 | 13 | 18 | 16 | 13 | 9 | 2 | 1 | 5,83 |
| Pourcentage global par niveau | | 4% | 17% | 24% | 21% | 17% | 12% | 3% | 1% | |

INSERT GEDE

Production avant
Génération H

170

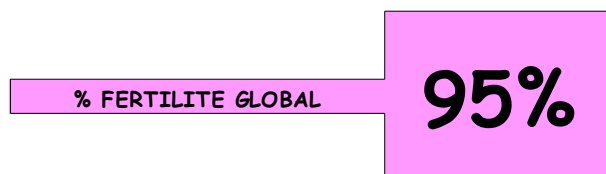
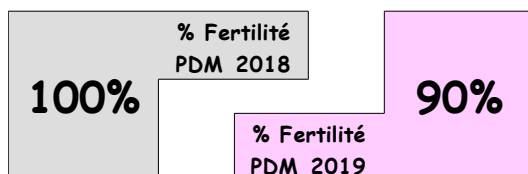
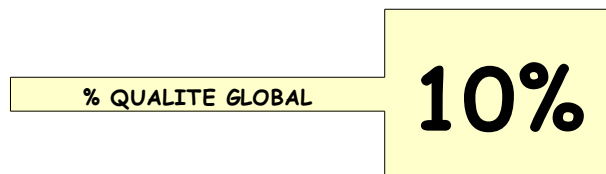

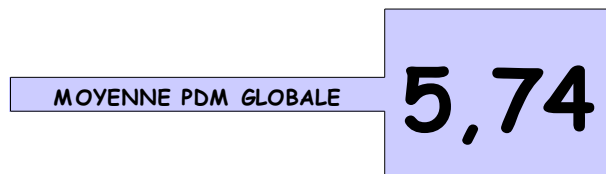
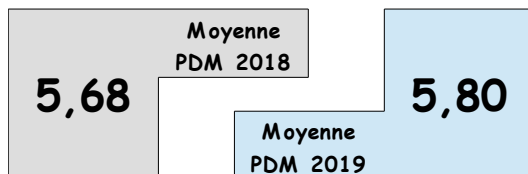
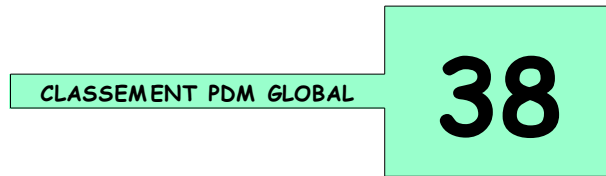


| MOYENNE DE PRODUCTION DEPUIS REFORME GENERATION H | | | | | | | | | | |
|---|------------|---------------------------------------|-----|-----|-----|-----|-----|----|----|----------|
| Génération | Naissances | Répartition des naissances par niveau | | | | | | | | MOYENNES |
| | | Morts (=2) | 4 | 5 | 6 | 7 | 8 | 9 | 10 | |
| H | 43 | 0 | 6 | 8 | 13 | 8 | 6 | 2 | 0 | 6,14 |
| I | 47 | 3 | 11 | 10 | 11 | 5 | 7 | 0 | 0 | 5,47 |
| Pourcentage I par niveau | | 6% | 23% | 21% | 23% | 11% | 15% | 0% | 0% | |
| TOTAUX | 90 | 3 | 17 | 18 | 24 | 13 | 13 | 2 | 0 | 5,80 |
| Pourcentage global par niveau | | 3% | 19% | 20% | 27% | 14% | 14% | 2% | 0% | |

ECLAIR DE VANDEL

Production avant
Génération H

30


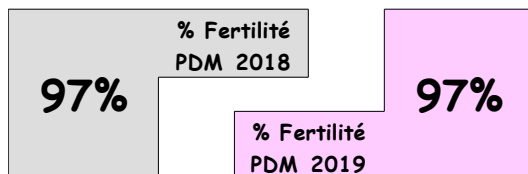
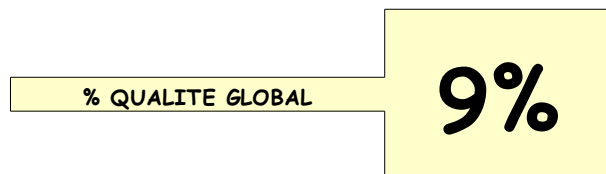

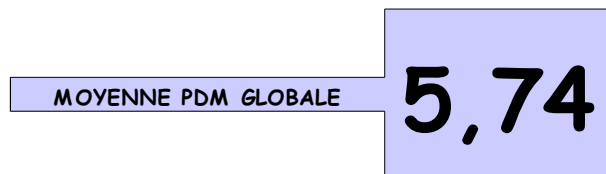
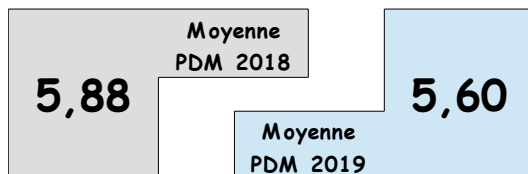
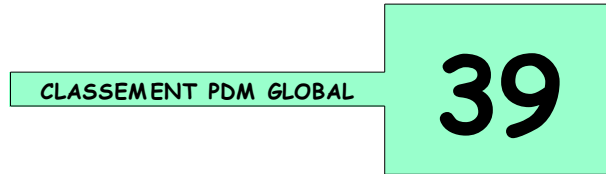


| MOYENNE DE PRODUCTION DEPUIS REFORME GENERATION H | | | | | | | | | | |
|---|------------|---------------------------------------|-----|-----|-----|-----|----|----|----|----------|
| Génération | Naissances | Répartition des naissances par niveau | | | | | | | | MOYENNES |
| | | Morts (=2) | 4 | 5 | 6 | 7 | 8 | 9 | 10 | |
| H | 19 | 0 | 6 | 4 | 3 | 3 | 2 | 1 | 0 | 5,68 |
| I | 20 | 2 | 0 | 3 | 9 | 5 | 1 | 0 | 0 | 5,80 |
| Pourcentage I par niveau | | 10% | 0% | 15% | 45% | 25% | 5% | 0% | 0% | |
| TOTAUX | 39 | 2 | 6 | 7 | 12 | 8 | 3 | 1 | 0 | 5,74 |
| Pourcentage global par niveau | | 5% | 15% | 18% | 31% | 21% | 8% | 3% | 0% | |

GAZOUILLIS

Production avant
Génération H

104

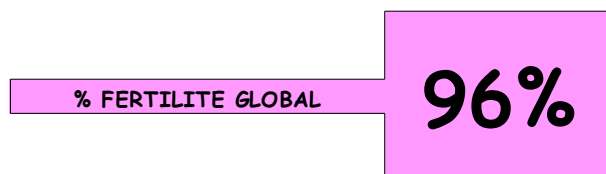
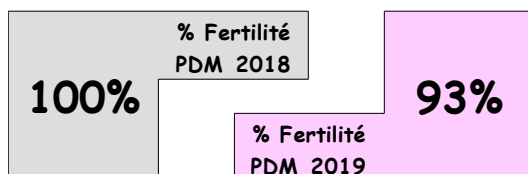
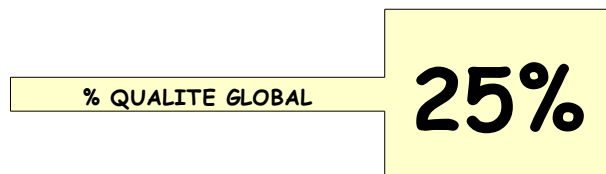

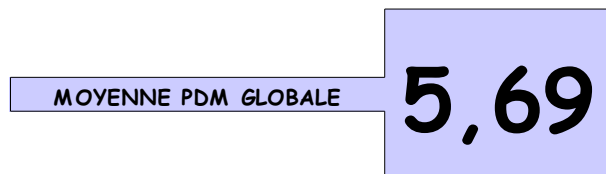
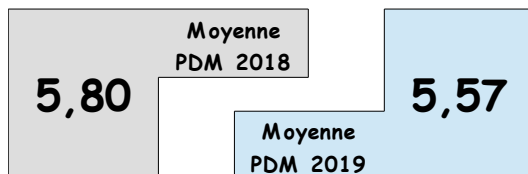
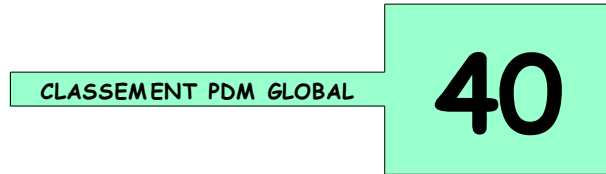


| MOYENNE DE PRODUCTION DEPUIS REFORME GENERATION H | | | | | | | | | | |
|---|------------|---------------------------------------|-----|-----|-----|-----|----|----|----|-------------|
| Génération | Naissances | Répartition des naissances par niveau | | | | | | | | MOYENNES |
| | | Morts (=2) | 4 | 5 | 6 | 7 | 8 | 9 | 10 | |
| H | 33 | 1 | 6 | 7 | 4 | 11 | 4 | 0 | 0 | 5,88 |
| I | 35 | 1 | 6 | 10 | 8 | 8 | 2 | 0 | 0 | 5,60 |
| Pourcentage I par niveau | | 3% | 17% | 29% | 23% | 23% | 6% | 0% | 0% | |
| TOTAUX | 68 | 2 | 12 | 17 | 12 | 19 | 6 | 0 | 0 | 5,74 |
| Pourcentage global par niveau | | 3% | 18% | 25% | 18% | 28% | 9% | 0% | 0% | |

ROC MESLOIS

Production avant
Génération H

11

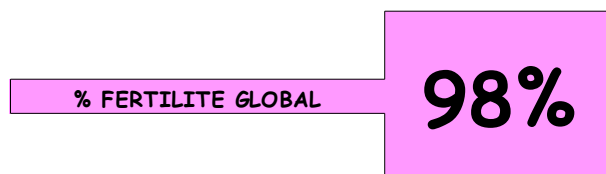
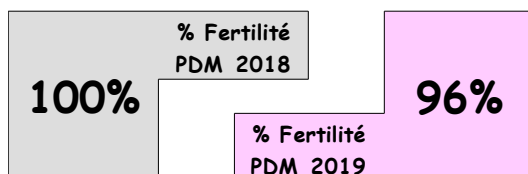
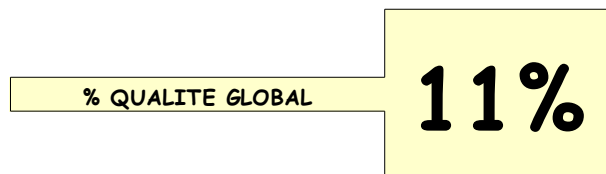

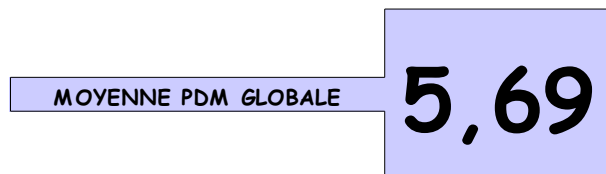
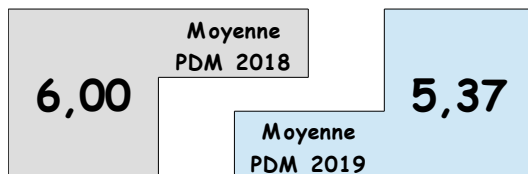
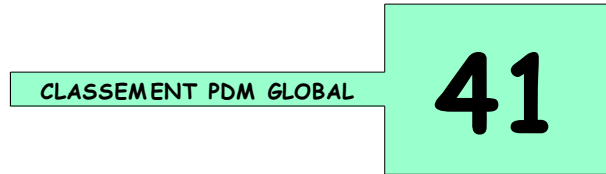


| MOYENNE DE PRODUCTION DEPUIS REFORME GENERATION H | | | | | | | | | | |
|---|------------|---------------------------------------|-----|-----|-----|----|-----|----|----|----------|
| Génération | Naissances | Répartition des naissances par niveau | | | | | | | | MOYENNES |
| | | Morts (=2) | 4 | 5 | 6 | 7 | 8 | 9 | 10 | |
| H | 10 | 0 | 2 | 3 | 3 | 0 | 1 | 1 | 0 | 5,80 |
| I | 14 | 1 | 6 | 0 | 2 | 1 | 3 | 1 | 0 | 5,57 |
| Pourcentage I par niveau | | 7% | 43% | 0% | 14% | 7% | 21% | 7% | 0% | |
| TOTAUX | 24 | 1 | 8 | 3 | 5 | 1 | 4 | 2 | 0 | 5,69 |
| Pourcentage global par niveau | | 4% | 33% | 13% | 21% | 4% | 17% | 8% | 0% | |

ORLANDO VICI

Production avant
Génération H

117


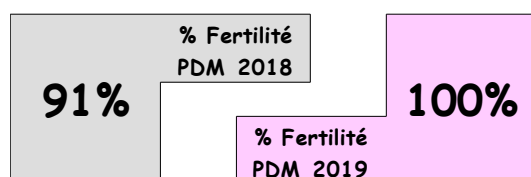

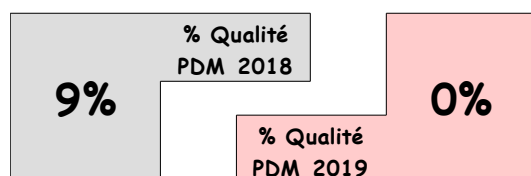
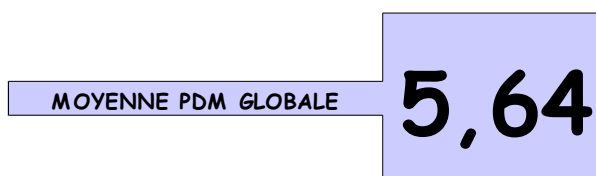
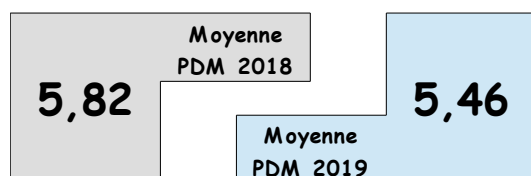
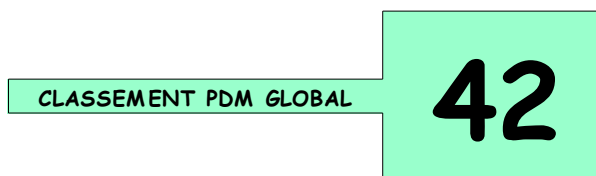


| MOYENNE DE PRODUCTION DEPUIS REFORME GENERATION H | | | | | | | | | | |
|---|------------|---------------------------------------|-----|-----|-----|-----|----|----|----|----------|
| Génération | Naissances | Répartition des naissances par niveau | | | | | | | | MOYENNES |
| | | Morts (=2) | 4 | 5 | 6 | 7 | 8 | 9 | 10 | |
| H | 28 | 0 | 6 | 6 | 6 | 4 | 4 | 2 | 0 | 6,00 |
| I | 27 | 1 | 8 | 4 | 7 | 7 | 0 | 0 | 0 | 5,37 |
| Pourcentage I par niveau | | 4% | 30% | 15% | 26% | 26% | 0% | 0% | 0% | |
| TOTAUX | 55 | 1 | 14 | 10 | 13 | 11 | 4 | 2 | 0 | 5,69 |
| Pourcentage global par niveau | | 2% | 25% | 18% | 24% | 20% | 7% | 4% | 0% | |

QUALMIO DE VANDEL

Production avant
Génération H

9

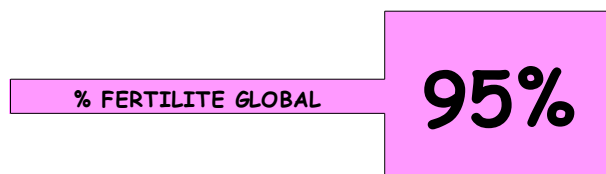
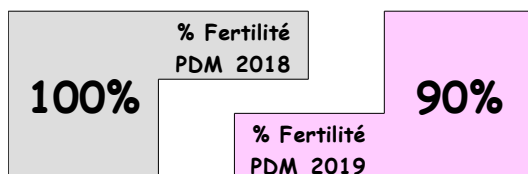
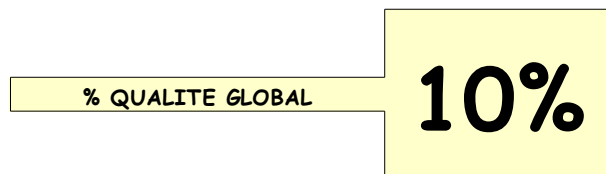

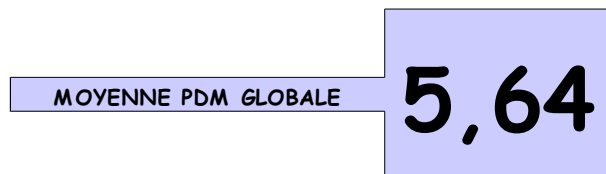
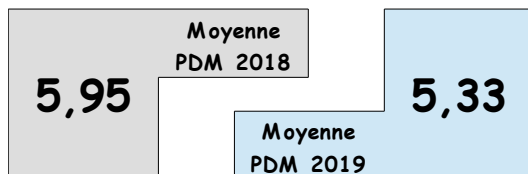
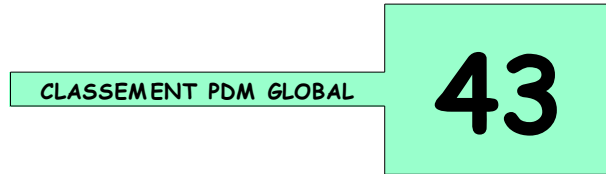


| MOYENNE DE PRODUCTION DEPUIS REFORME GENERATION H | | | | | | | | | | |
|---|------------|---------------------------------------|-----|-----|-----|-----|----|----|----|----------|
| Génération | Naissances | Répartition des naissances par niveau | | | | | | | | MOYENNES |
| | | Morts (=2) | 4 | 5 | 6 | 7 | 8 | 9 | 10 | |
| H | 11 | 1 | 1 | 2 | 2 | 4 | 1 | 0 | 0 | 5,82 |
| I | 13 | 0 | 4 | 3 | 2 | 4 | 0 | 0 | 0 | 5,46 |
| Pourcentage I par niveau | | 0% | 31% | 23% | 15% | 31% | 0% | 0% | 0% | |
| TOTAUX | 24 | 1 | 5 | 5 | 4 | 8 | 1 | 0 | 0 | 5,64 |
| Pourcentage global par niveau | | 4% | 21% | 21% | 17% | 33% | 4% | 0% | 0% | |

INSTALL

Production avant
Génération H

82


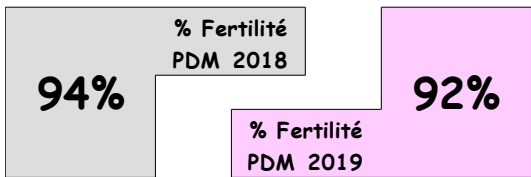
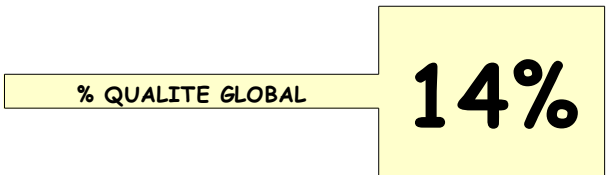
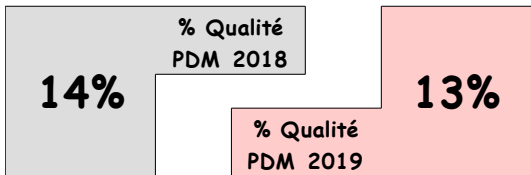
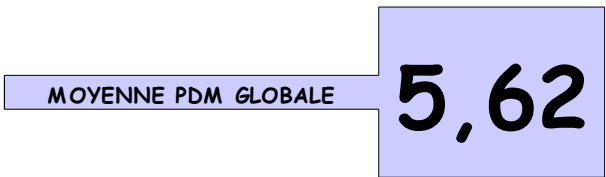
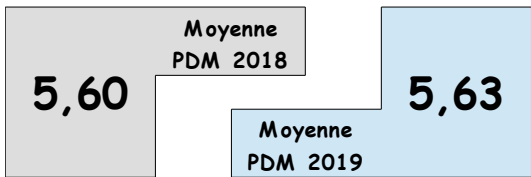
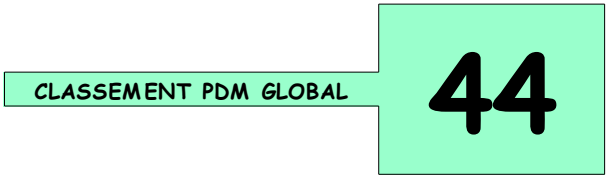



| MOYENNE DE PRODUCTION DEPUIS REFORME GENERATION H | | | | | | | | | | |
|---|------------|---------------------------------------|-----|-----|-----|-----|-----|----|----|----------|
| Génération | Naissances | Répartition des naissances par niveau | | | | | | | | MOYENNES |
| | | Morts (=2) | 4 | 5 | 6 | 7 | 8 | 9 | 10 | |
| H | 20 | 0 | 4 | 3 | 6 | 5 | 1 | 1 | 0 | 5,95 |
| I | 21 | 2 | 6 | 3 | 3 | 5 | 2 | 0 | 0 | 5,33 |
| Pourcentage I par niveau | | 10% | 29% | 14% | 14% | 24% | 10% | 0% | 0% | |
| TOTAUX | 41 | 2 | 10 | 6 | 9 | 10 | 3 | 1 | 0 | 5,64 |
| Pourcentage global par niveau | | 5% | 24% | 15% | 22% | 24% | 7% | 2% | 0% | |

NIKY

Production avant
Génération H

104


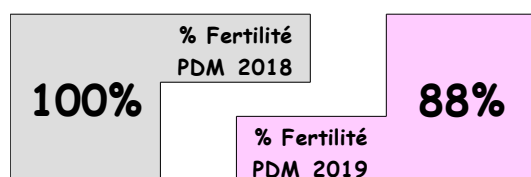

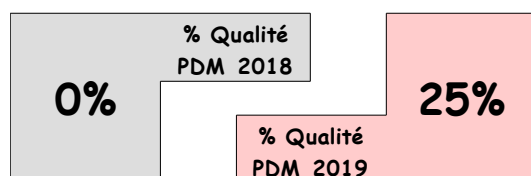
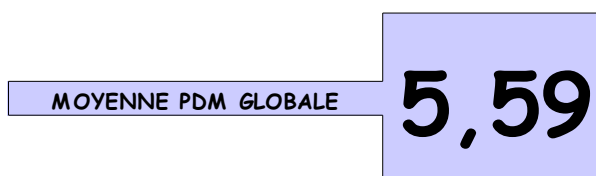
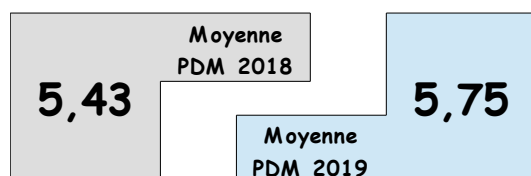
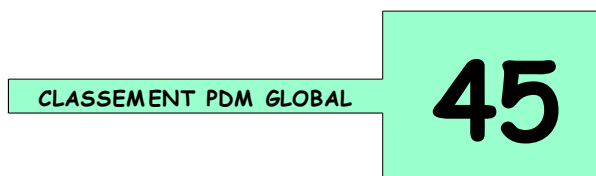


| MOYENNE DE PRODUCTION DEPUIS REFORME GENERATION H | | | | | | | | | | |
|---|------------|---------------------------------------|-----|-----|-----|-----|-----|----|----|----------|
| Génération | Naissances | Répartition des naissances par niveau | | | | | | | | MOYENNES |
| | | Morts (=2) | 4 | 5 | 6 | 7 | 8 | 9 | 10 | |
| H | 35 | 2 | 6 | 9 | 9 | 4 | 4 | 1 | 0 | 5,60 |
| I | 38 | 3 | 7 | 7 | 9 | 7 | 3 | 2 | 0 | 5,63 |
| Pourcentage I par niveau | | 8% | 18% | 18% | 24% | 18% | 8% | 5% | 0% | |
| TOTAUX | 73 | 5 | 13 | 16 | 18 | 11 | 7 | 3 | 0 | 5,62 |
| Pourcentage global par niveau | | 7% | 18% | 22% | 25% | 15% | 10% | 4% | 0% | |

CARUS D'OCCAGNES

Production avant
Génération H

13

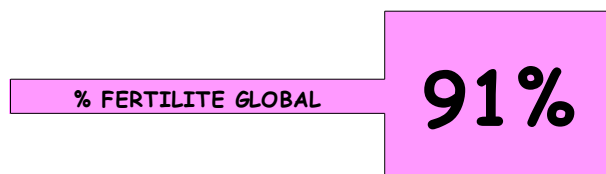
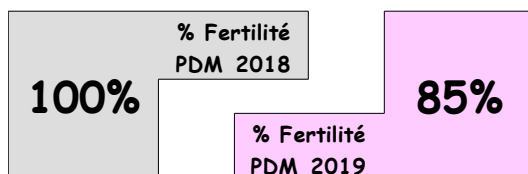
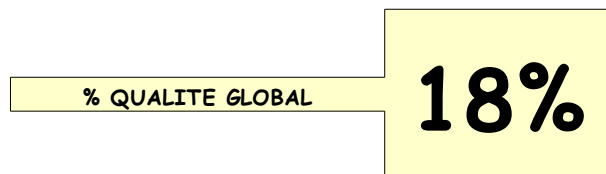

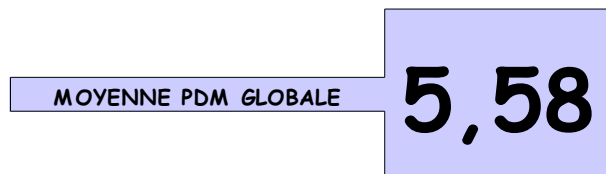
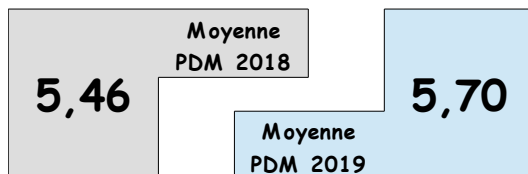
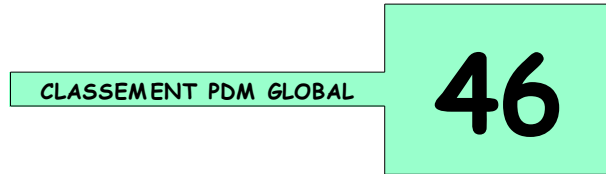


| MOYENNE DE PRODUCTION DEPUIS REFORME GENERATION H | | | | | | | | | | |
|---|------------|---------------------------------------|-----|-----|-----|-----|-----|-----|----|----------|
| Génération | Naissances | Répartition des naissances par niveau | | | | | | | | MOYENNES |
| | | Morts (=2) | 4 | 5 | 6 | 7 | 8 | 9 | 10 | |
| H | 7 | 0 | 2 | 1 | 3 | 1 | 0 | 0 | 0 | 5,43 |
| I | 8 | 1 | 2 | 1 | 0 | 2 | 1 | 1 | 0 | 5,75 |
| Pourcentage I par niveau | | 13% | 25% | 13% | 0% | 25% | 13% | 13% | 0% | |
| TOTAUX | 15 | 1 | 4 | 2 | 3 | 3 | 1 | 1 | 0 | 5,59 |
| Pourcentage global par niveau | | 7% | 27% | 13% | 20% | 20% | 7% | 7% | 0% | |

KOOL DU CAUX

Production avant
Génération H

52

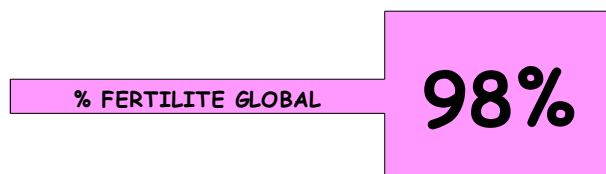
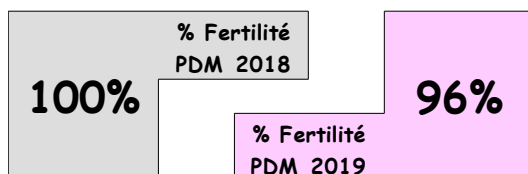
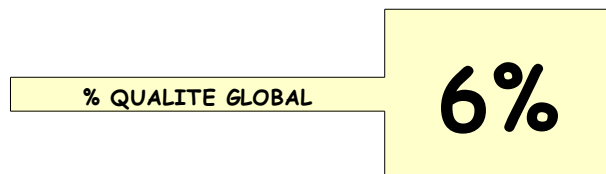

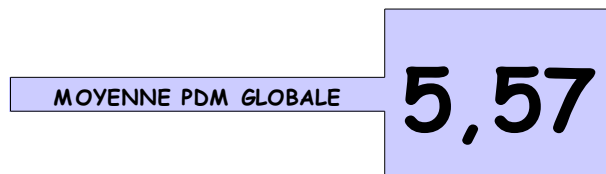
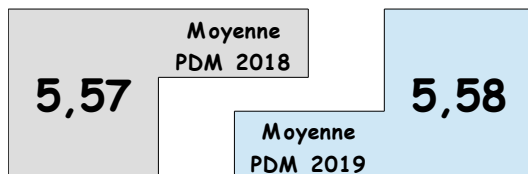
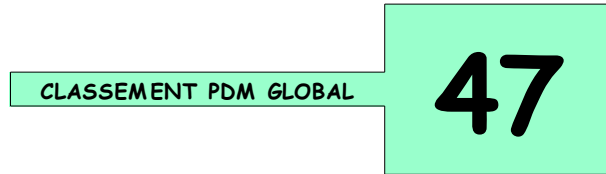


| MOYENNE DE PRODUCTION DEPUIS REFORME GENERATION H | | | | | | | | | | |
|---|------------|---------------------------------------|-----|-----|-----|-----|-----|----|----|----------|
| Génération | Naissances | Répartition des naissances par niveau | | | | | | | | MOYENNES |
| | | Morts (=2) | 4 | 5 | 6 | 7 | 8 | 9 | 10 | |
| H | 13 | 0 | 4 | 3 | 4 | 0 | 2 | 0 | 0 | 5,46 |
| I | 20 | 3 | 1 | 4 | 5 | 3 | 3 | 1 | 0 | 5,70 |
| Pourcentage I par niveau | | 15% | 5% | 20% | 25% | 15% | 15% | 5% | 0% | |
| TOTAUX | 33 | 3 | 5 | 7 | 9 | 3 | 5 | 1 | 0 | 5,58 |
| Pourcentage global par niveau | | 9% | 15% | 21% | 27% | 9% | 15% | 3% | 0% | |

KESACO PHEDO

Production avant
Génération H

87



| MOYENNE DE PRODUCTION DEPUIS REFORME GENERATION H | | | | | | | | | | |
|---|------------|---------------------------------------|-----|-----|-----|-----|----|----|----|-------------|
| Génération | Naissances | Répartition des naissances par niveau | | | | | | | | MOYENNES |
| | | Morts (=2) | 4 | 5 | 6 | 7 | 8 | 9 | 10 | |
| H | 23 | 0 | 6 | 6 | 5 | 5 | 0 | 1 | 0 | 5,57 |
| I | 26 | 1 | 5 | 4 | 11 | 3 | 2 | 0 | 0 | 5,58 |
| Pourcentage I par niveau | | 4% | 19% | 15% | 42% | 12% | 8% | 0% | 0% | |
| TOTAUX | 49 | 1 | 11 | 10 | 16 | 8 | 2 | 1 | 0 | 5,57 |
| Pourcentage global par niveau | | 2% | 22% | 20% | 33% | 16% | 4% | 2% | 0% | |

NOBILIS JIEL


Production avant
Génération H

6




CLASSEMENT PDM GLOBAL

48



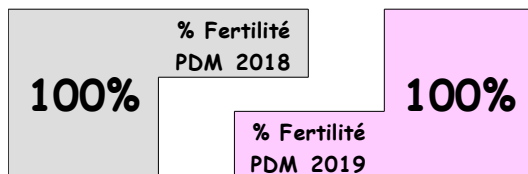
MOYENNE PDM GLOBALE

5,55



% QUALITE GLOBAL

11%



% FERTILITE GLOBAL

100%

| MOYENNE DE PRODUCTION DEPUIS REFORME GENERATION H | | | | | | | | | | |
|---|------------|---------------------------------------|-----|-----|-----|-----|-----|----|----|----------|
| Génération | Naissances | Répartition des naissances par niveau | | | | | | | | MOYENNES |
| | | Morts (=2) | 4 | 5 | 6 | 7 | 8 | 9 | 10 | |
| H | 4 | 0 | 1 | 1 | 1 | 1 | 0 | 0 | 0 | 5,50 |
| I | 5 | 0 | 1 | 2 | 1 | 0 | 1 | 0 | 0 | 5,60 |
| Pourcentage I par niveau | | 0% | 20% | 40% | 20% | 0% | 20% | 0% | 0% | |
| TOTAUX | 9 | 0 | 2 | 3 | 2 | 1 | 1 | 0 | 0 | 5,55 |
| Pourcentage global par niveau | | 0% | 22% | 33% | 22% | 11% | 11% | 0% | 0% | |

DAHIR DE PRELONG

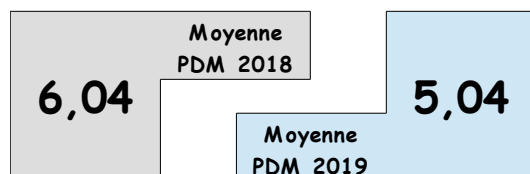
Production avant
Génération H

105




CLASSEMENT PDM GLOBAL

49



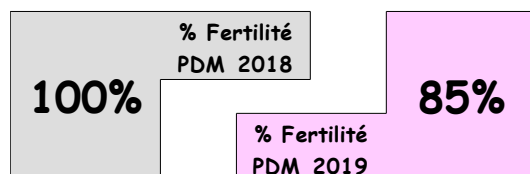
MOYENNE PDM GLOBALE

5,54



% QUALITE GLOBAL

8%



% FERTILITE GLOBAL

92%

| MOYENNE DE PRODUCTION DEPUIS REFORME GENERATION H | | | | | | | | | | |
|---|------------|---------------------------------------|-----|-----|-----|-----|----|----|----|----------|
| Génération | Naissances | Répartition des naissances par niveau | | | | | | | | MOYENNES |
| | | Morts (=2) | 4 | 5 | 6 | 7 | 8 | 9 | 10 | |
| H | 26 | 0 | 6 | 3 | 4 | 10 | 3 | 0 | 0 | 6,04 |
| I | 27 | 4 | 3 | 8 | 9 | 2 | 1 | 0 | 0 | 5,04 |
| Pourcentage I par niveau | | 15% | 11% | 30% | 33% | 7% | 4% | 0% | 0% | |
| TOTAUX | 53 | 4 | 9 | 11 | 13 | 12 | 4 | 0 | 0 | 5,54 |
| Pourcentage global par niveau | | 8% | 17% | 21% | 25% | 23% | 8% | 0% | 0% | |

GIANT CAT

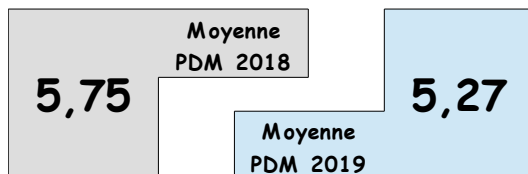
Production avant
Génération H

56




CLASSEMENT PDM GLOBAL

50



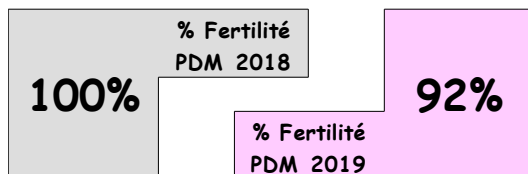
MOYENNE PDM GLOBALE

5,51



% QUALITE GLOBAL

7%



% FERTILITE GLOBAL

96%

| MOYENNE DE PRODUCTION DEPUIS REFORME GENERATION H | | | | | | | | | | |
|---|------------|---------------------------------------|-----|-----|-----|-----|----|----|----|----------|
| Génération | Naissances | Répartition des naissances par niveau | | | | | | | | MOYENNES |
| | | Morts (=2) | 4 | 5 | 6 | 7 | 8 | 9 | 10 | |
| H | 20 | 0 | 2 | 7 | 6 | 4 | 1 | 0 | 0 | 5,75 |
| I | 26 | 2 | 8 | 4 | 6 | 4 | 1 | 1 | 0 | 5,27 |
| Pourcentage I par niveau | | 8% | 31% | 15% | 23% | 15% | 4% | 4% | 0% | |
| TOTAUX | 46 | 2 | 10 | 11 | 12 | 8 | 2 | 1 | 0 | 5,51 |
| Pourcentage global par niveau | | 4% | 22% | 24% | 26% | 17% | 4% | 2% | 0% | |

FILOU DE LA GRILLE

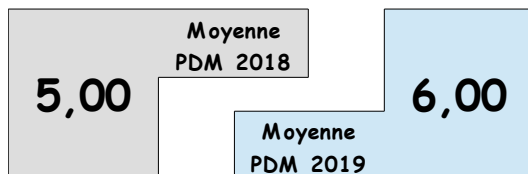
Production avant
Génération H

8




CLASSEMENT PDM GLOBAL

51



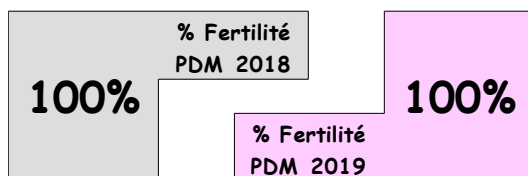
MOYENNE PDM GLOBALE

5,50



% QUALITE GLOBAL

0%



% FERTILITE GLOBAL

100%

| MOYENNE DE PRODUCTION DEPUIS REFORME GENERATION H | | | | | | | | | | |
|---|------------|---------------------------------------|-----|-----|------|----|----|----|----|----------|
| Génération | Naissances | Répartition des naissances par niveau | | | | | | | | MOYENNES |
| | | Morts (=2) | 4 | 5 | 6 | 7 | 8 | 9 | 10 | |
| H | 3 | 0 | 1 | 1 | 1 | 0 | 0 | 0 | 0 | 5,00 |
| I | 1 | 0 | 0 | 0 | 1 | 0 | 0 | 0 | 0 | 6,00 |
| Pourcentage I par niveau | | 0% | 0% | 0% | 100% | 0% | 0% | 0% | 0% | |
| TOTAUX | 4 | 0 | 1 | 1 | 2 | 0 | 0 | 0 | 0 | 5,50 |
| Pourcentage global par niveau | | 0% | 25% | 25% | 50% | 0% | 0% | 0% | 0% | |

GENERAL DU POMMEAU

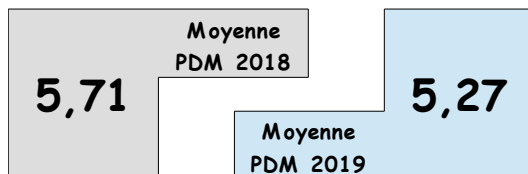
Production avant
Génération H

71




CLASSEMENT PDM GLOBAL

52



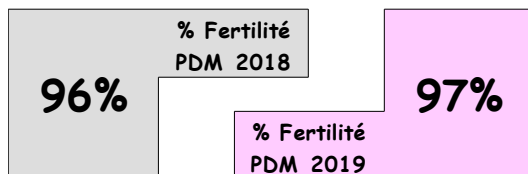
MOYENNE PDM GLOBALE

5,49



% QUALITE GLOBAL

13%



% FERTILITE GLOBAL

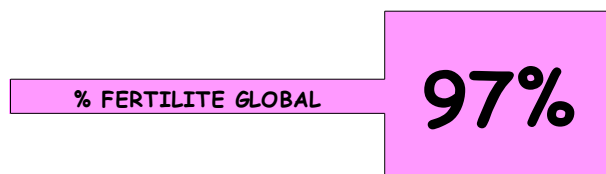
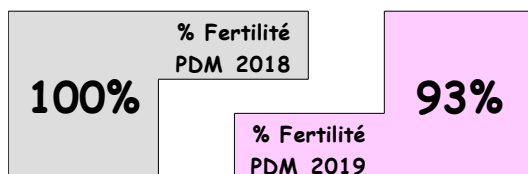
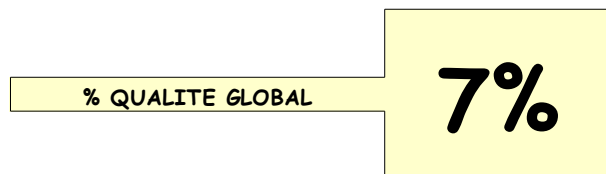

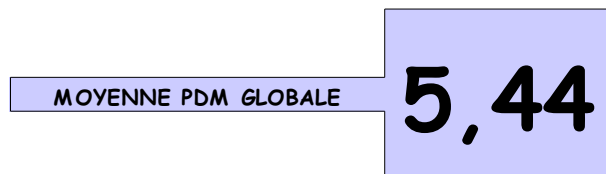
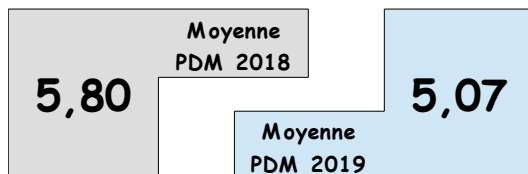
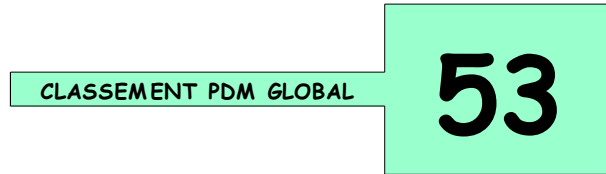
96%

| MOYENNE DE PRODUCTION DEPUIS REFORME GENERATION H | | | | | | | | | | |
|---|------------|---------------------------------------|-----|-----|-----|-----|-----|----|----|----------|
| Génération | Naissances | Répartition des naissances par niveau | | | | | | | | MOYENNES |
| | | Morts (=2) | 4 | 5 | 6 | 7 | 8 | 9 | 10 | |
| H | 24 | 1 | 4 | 5 | 9 | 1 | 3 | 1 | 0 | 5,71 |
| I | 30 | 1 | 10 | 7 | 6 | 3 | 3 | 0 | 0 | 5,27 |
| Pourcentage I par niveau | | 3% | 33% | 23% | 20% | 10% | 10% | 0% | 0% | |
| TOTAUX | 54 | 2 | 14 | 12 | 15 | 4 | 6 | 1 | 0 | 5,49 |
| Pourcentage global par niveau | | 4% | 26% | 22% | 28% | 7% | 11% | 2% | 0% | |

EVER JET

Production avant
Génération H

28

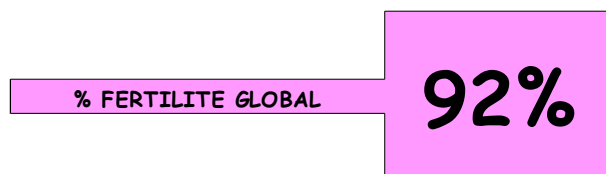
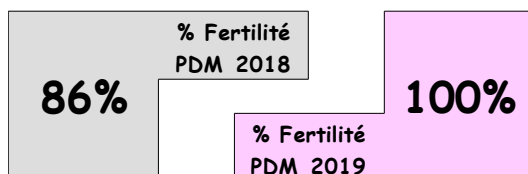
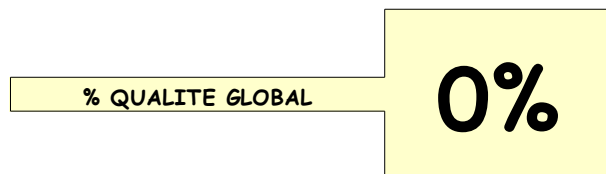

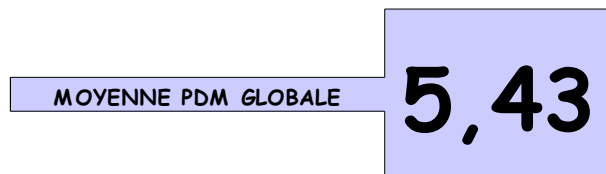
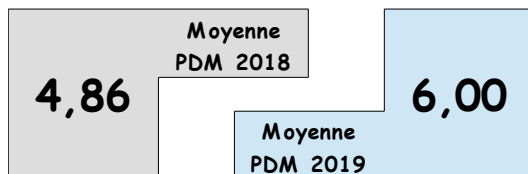
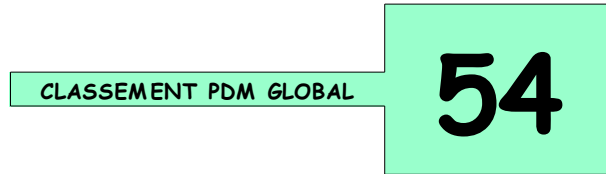


| MOYENNE DE PRODUCTION DEPUIS REFORME GENERATION H | | | | | | | | | | |
|---|------------|---------------------------------------|-----|-----|-----|-----|----|----|----|----------|
| Génération | Naissances | Répartition des naissances par niveau | | | | | | | | MOYENNES |
| | | Morts (=2) | 4 | 5 | 6 | 7 | 8 | 9 | 10 | |
| H | 15 | 0 | 2 | 3 | 7 | 2 | 1 | 0 | 0 | 5,80 |
| I | 14 | 1 | 6 | 2 | 2 | 2 | 0 | 1 | 0 | 5,07 |
| Pourcentage I par niveau | | 7% | 43% | 14% | 14% | 14% | 0% | 7% | 0% | |
| TOTAUX | 29 | 1 | 8 | 5 | 9 | 4 | 1 | 1 | 0 | 5,44 |
| Pourcentage global par niveau | | 3% | 28% | 17% | 31% | 14% | 3% | 3% | 0% | |

PRINCE D'ESPACE

Production avant
Génération H

22


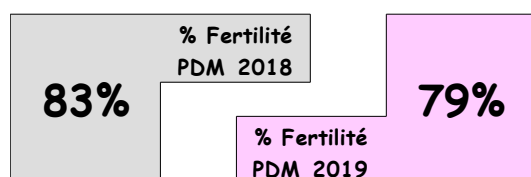

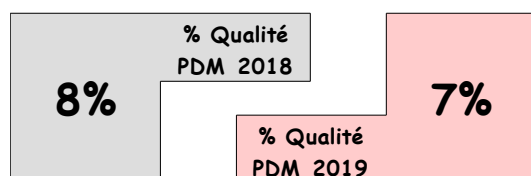
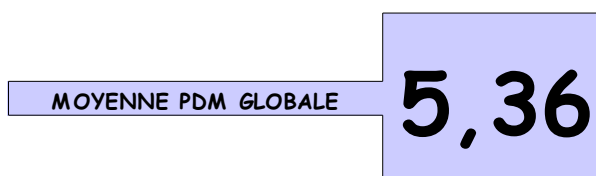
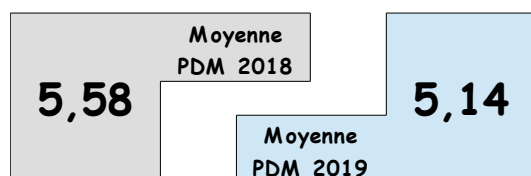
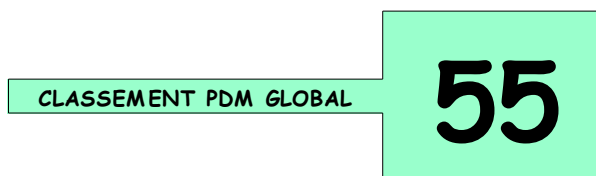


| MOYENNE DE PRODUCTION DEPUIS REFORME GENERATION H | | | | | | | | | | |
|---|------------|---------------------------------------|-----|----|-----|-----|----|----|----|----------|
| Génération | Naissances | Répartition des naissances par niveau | | | | | | | | MOYENNES |
| | | Morts (=2) | 4 | 5 | 6 | 7 | 8 | 9 | 10 | |
| H | 7 | 1 | 2 | 1 | 2 | 1 | 0 | 0 | 0 | 4,86 |
| I | 5 | 0 | 1 | 0 | 2 | 2 | 0 | 0 | 0 | 6,00 |
| Pourcentage I par niveau | | 0% | 20% | 0% | 40% | 40% | 0% | 0% | 0% | |
| TOTAUX | 12 | 1 | 3 | 1 | 4 | 3 | 0 | 0 | 0 | 5,43 |
| Pourcentage global par niveau | | 8% | 25% | 8% | 33% | 25% | 0% | 0% | 0% | |

BON CONSEIL

Production avant
Génération H

41


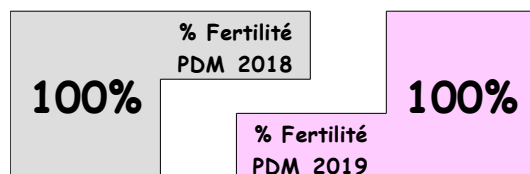
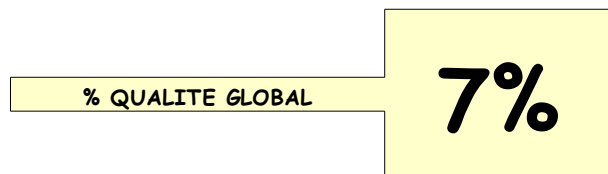

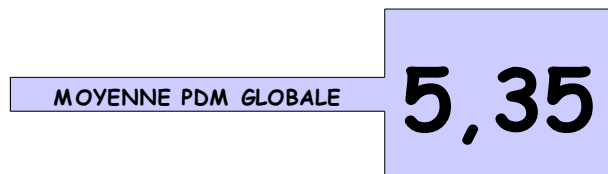

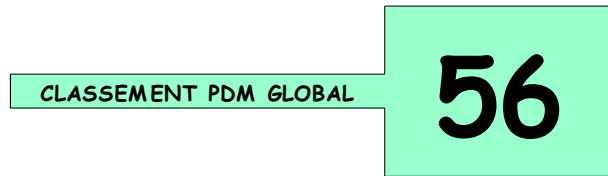


| MOYENNE DE PRODUCTION DEPUIS REFORME GENERATION H | | | | | | | | | | |
|---|------------|---------------------------------------|-----|----|-----|-----|----|----|----|----------|
| Génération | Naissances | Répartition des naissances par niveau | | | | | | | | MOYENNES |
| | | Morts (=2) | 4 | 5 | 6 | 7 | 8 | 9 | 10 | |
| H | 12 | 2 | 2 | 0 | 2 | 5 | 1 | 0 | 0 | 5,58 |
| I | 14 | 3 | 2 | 1 | 4 | 3 | 1 | 0 | 0 | 5,14 |
| Pourcentage I par niveau | | 21% | 14% | 7% | 29% | 21% | 7% | 0% | 0% | |
| TOTAUX | 26 | 5 | 4 | 1 | 6 | 8 | 2 | 0 | 0 | 5,36 |
| Pourcentage global par niveau | | 19% | 15% | 4% | 23% | 31% | 8% | 0% | 0% | |

VERLAN DU VIVIER

Production avant
Génération H

NC

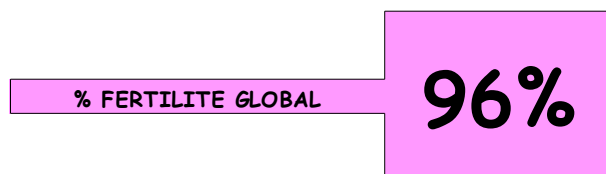
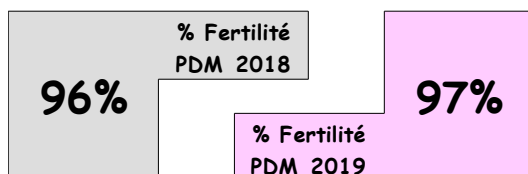
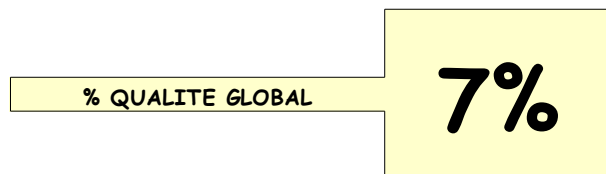

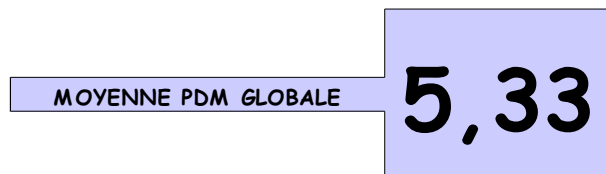
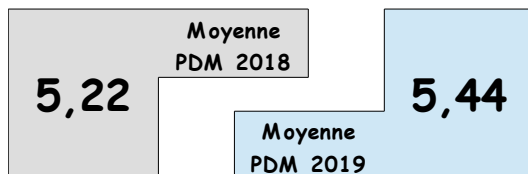
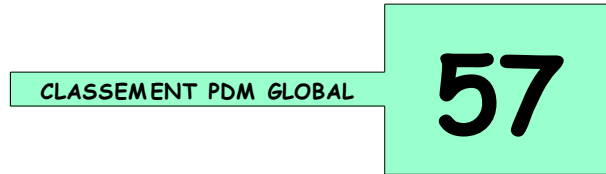


| MOYENNE DE PRODUCTION DEPUIS REFORME GENERATION H | | | | | | | | | | |
|---|------------|---------------------------------------|-----|----|-----|-----|----|-----|----|----------|
| Génération | Naissances | Répartition des naissances par niveau | | | | | | | | MOYENNES |
| | | Morts (=2) | 4 | 5 | 6 | 7 | 8 | 9 | 10 | |
| H | 4 | 0 | 2 | 1 | 0 | 1 | 0 | 0 | 0 | 5,00 |
| I | 10 | 0 | 4 | 0 | 3 | 2 | 0 | 1 | 0 | 5,70 |
| Pourcentage I par niveau | | 0% | 40% | 0% | 30% | 20% | 0% | 10% | 0% | |
| TOTAUX | 14 | 0 | 6 | 1 | 3 | 3 | 0 | 1 | 0 | 5,35 |
| Pourcentage global par niveau | | 0% | 43% | 7% | 21% | 21% | 0% | 7% | 0% | |

SHOWTIME BOURBON

Production avant
Génération H

47


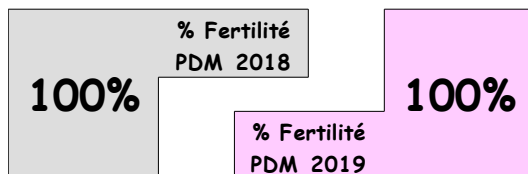
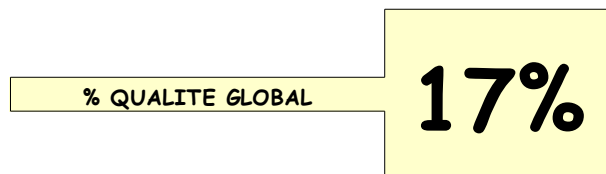

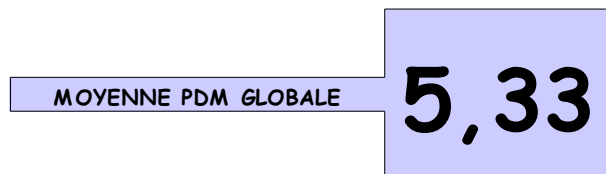
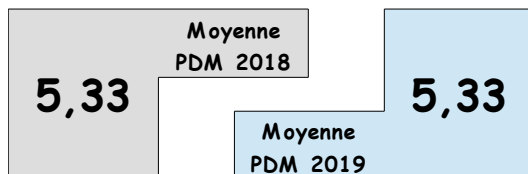
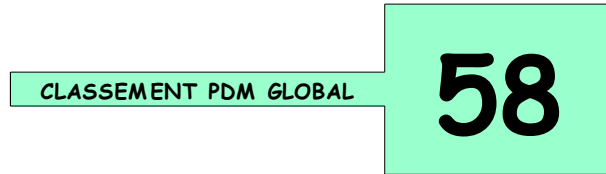


| MOYENNE DE PRODUCTION DEPUIS REFORME GENERATION H | | | | | | | | | | |
|---|------------|---------------------------------------|-----|-----|-----|-----|----|----|----|----------|
| Génération | Naissances | Répartition des naissances par niveau | | | | | | | | MOYENNES |
| | | Morts (=2) | 4 | 5 | 6 | 7 | 8 | 9 | 10 | |
| H | 23 | 1 | 7 | 6 | 7 | 0 | 1 | 0 | 1 | 5,22 |
| I | 32 | 1 | 9 | 6 | 8 | 6 | 2 | 0 | 0 | 5,44 |
| Pourcentage I par niveau | | 3% | 28% | 19% | 25% | 19% | 6% | 0% | 0% | |
| TOTAUX | 55 | 2 | 16 | 12 | 15 | 6 | 3 | 0 | 1 | 5,33 |
| Pourcentage global par niveau | | 4% | 29% | 22% | 27% | 11% | 5% | 0% | 2% | |

JULIANO STAR

Production avant
Génération H

42


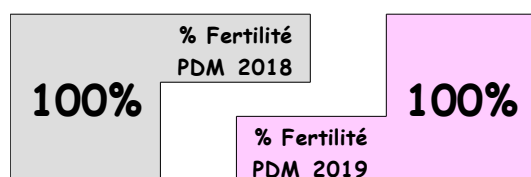

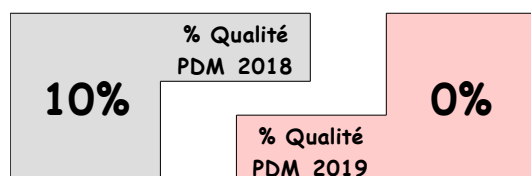
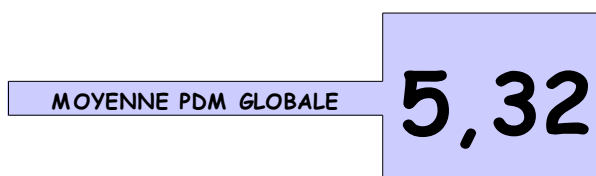
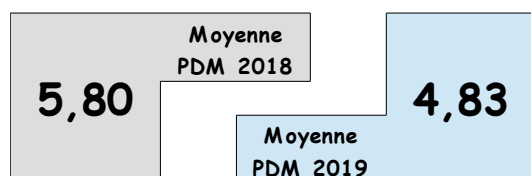
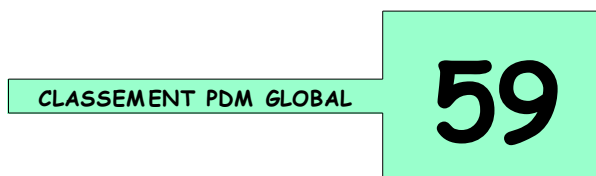


| MOYENNE DE PRODUCTION DEPUIS REFORME GENERATION H | | | | | | | | | | |
|---|------------|---------------------------------------|-----|-----|-----|----|-----|----|----|----------|
| Génération | Naissances | Répartition des naissances par niveau | | | | | | | | MOYENNES |
| | | Morts (=2) | 4 | 5 | 6 | 7 | 8 | 9 | 10 | |
| H | 9 | 0 | 4 | 1 | 2 | 1 | 1 | 0 | 0 | 5,33 |
| I | 9 | 0 | 4 | 2 | 1 | 0 | 2 | 0 | 0 | 5,33 |
| Pourcentage I par niveau | | 0% | 44% | 22% | 11% | 0% | 22% | 0% | 0% | |
| TOTAUX | 18 | 0 | 8 | 3 | 3 | 1 | 3 | 0 | 0 | 5,33 |
| Pourcentage global par niveau | | 0% | 44% | 17% | 17% | 6% | 17% | 0% | 0% | |

VALDEZ

Production avant
Génération H

4


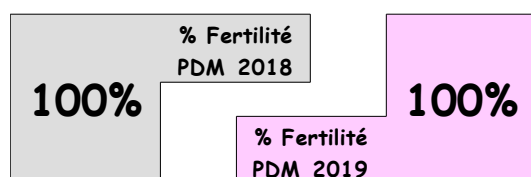

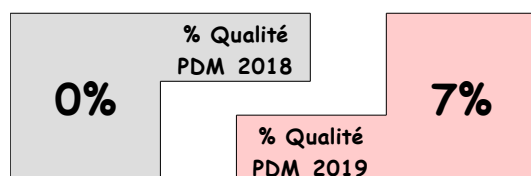
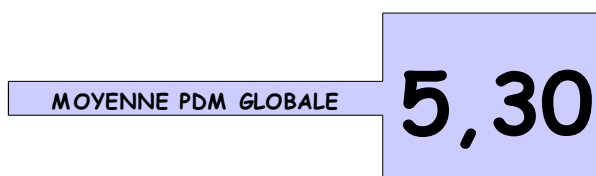
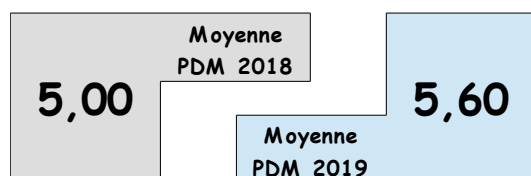
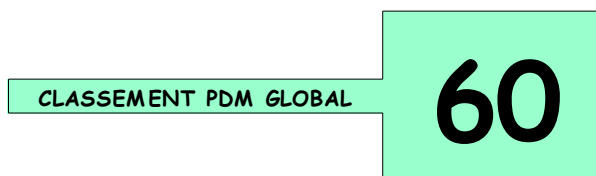


| MOYENNE DE PRODUCTION DEPUIS REFORME GENERATION H | | | | | | | | | | |
|---|------------|---------------------------------------|-----|-----|-----|----|----|----|----|----------|
| Génération | Naissances | Répartition des naissances par niveau | | | | | | | | MOYENNES |
| | | Morts (=2) | 4 | 5 | 6 | 7 | 8 | 9 | 10 | |
| H | 10 | 0 | 2 | 2 | 4 | 1 | 0 | 1 | 0 | 5,80 |
| I | 12 | 0 | 5 | 5 | 1 | 1 | 0 | 0 | 0 | 4,83 |
| Pourcentage I par niveau | | 0% | 42% | 42% | 8% | 8% | 0% | 0% | 0% | |
| TOTAUX | 22 | 0 | 7 | 7 | 5 | 2 | 0 | 1 | 0 | 5,32 |
| Pourcentage global par niveau | | 0% | 32% | 32% | 23% | 9% | 0% | 5% | 0% | |

VAINQUEUR AIMEF

Production avant
Génération H

13

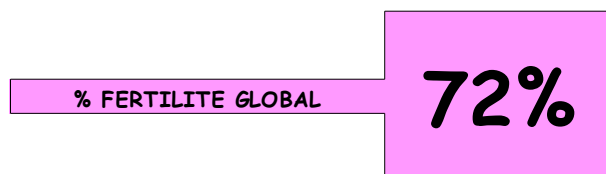
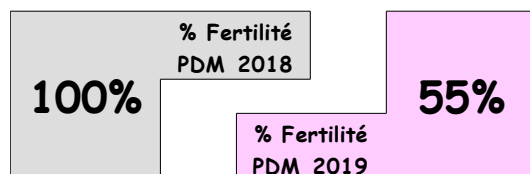
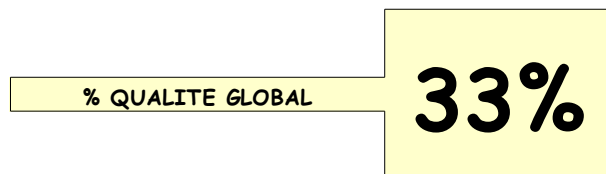

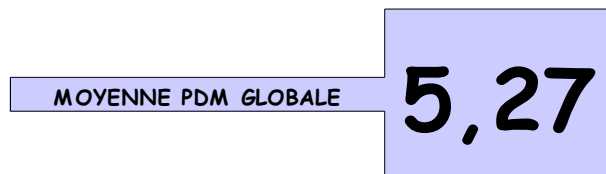

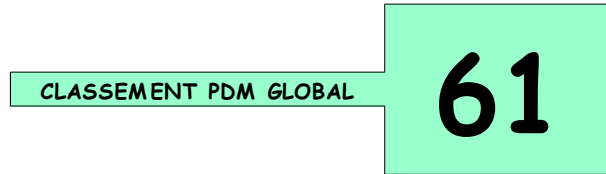


| MOYENNE DE PRODUCTION DEPUIS REFORME GENERATION H | | | | | | | | | | |
|---|------------|---------------------------------------|-----|-----|-----|----|----|----|----|----------|
| Génération | Naissances | Répartition des naissances par niveau | | | | | | | | MOYENNES |
| | | Morts (=2) | 4 | 5 | 6 | 7 | 8 | 9 | 10 | |
| H | 8 | 0 | 3 | 2 | 3 | 0 | 0 | 0 | 0 | 5,00 |
| I | 15 | 0 | 2 | 5 | 6 | 1 | 1 | 0 | 0 | 5,60 |
| Pourcentage I par niveau | | 0% | 13% | 33% | 40% | 7% | 7% | 0% | 0% | |
| TOTAUX | 23 | 0 | 5 | 7 | 9 | 1 | 1 | 0 | 0 | 5,30 |
| Pourcentage global par niveau | | 0% | 22% | 30% | 39% | 4% | 4% | 0% | 0% | |

ROCKLYN

Production avant
Génération H

NC

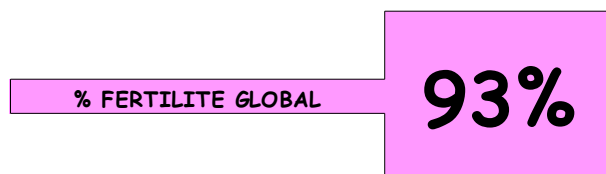
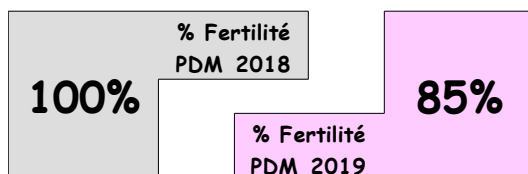
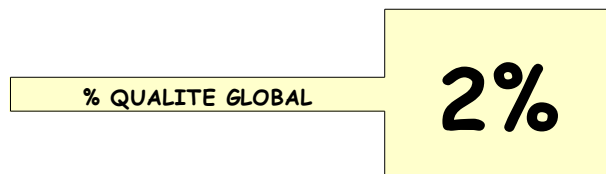

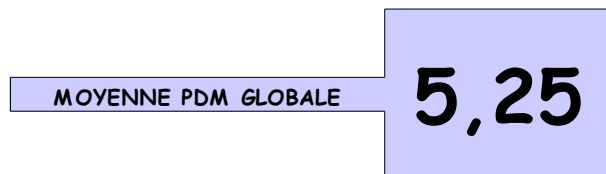
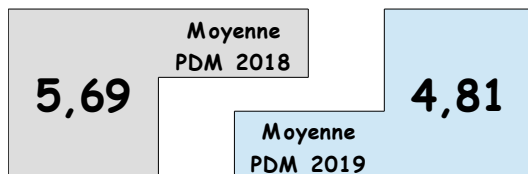
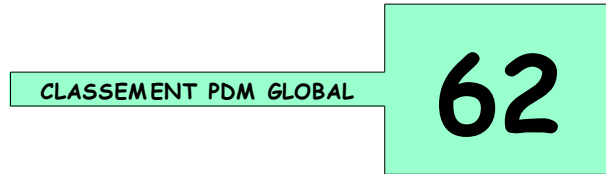


| MOYENNE DE PRODUCTION DEPUIS REFORME GENERATION H | | | | | | | | | | |
|---|------------|---------------------------------------|-----|-----|----|----|-----|----|----|-------------|
| Génération | Naissances | Répartition des naissances par niveau | | | | | | | | MOYENNES |
| | | Morts (=2) | 4 | 5 | 6 | 7 | 8 | 9 | 10 | |
| H | 7 | 0 | 3 | 1 | 0 | 0 | 2 | 1 | 0 | 6,00 |
| I | 11 | 5 | 0 | 2 | 1 | 0 | 3 | 0 | 0 | 4,55 |
| Pourcentage I par niveau | | 45% | 0% | 18% | 9% | 0% | 27% | 0% | 0% | |
| TOTAUX | 18 | 5 | 3 | 3 | 1 | 0 | 5 | 1 | 0 | 5,27 |
| Pourcentage global par niveau | | 28% | 17% | 17% | 6% | 0% | 28% | 6% | 0% | |

JARDY

Production avant
Génération H

110


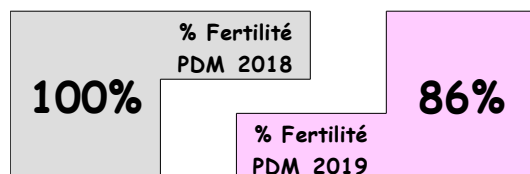


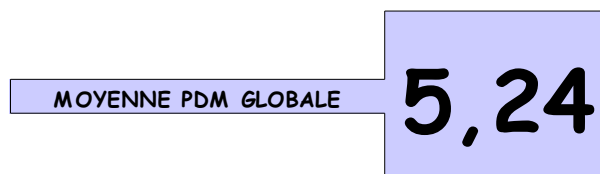
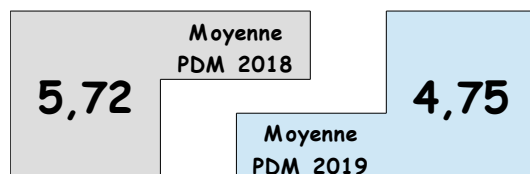



| MOYENNE DE PRODUCTION DEPUIS REFORME GENERATION H | | | | | | | | | | |
|---|------------|---------------------------------------|-----|-----|-----|-----|----|----|----|----------|
| Génération | Naissances | Répartition des naissances par niveau | | | | | | | | MOYENNES |
| | | Morts (=2) | 4 | 5 | 6 | 7 | 8 | 9 | 10 | |
| H | 29 | 0 | 5 | 4 | 15 | 5 | 0 | 0 | 0 | 5,69 |
| I | 27 | 4 | 7 | 6 | 7 | 2 | 1 | 0 | 0 | 4,81 |
| Pourcentage I par niveau | | 15% | 26% | 22% | 26% | 7% | 4% | 0% | 0% | |
| TOTAUX | 56 | 4 | 12 | 10 | 22 | 7 | 1 | 0 | 0 | 5,25 |
| Pourcentage global par niveau | | 7% | 21% | 18% | 39% | 13% | 2% | 0% | 0% | |

JEANBAT DU VIVIER

Production avant
Génération H

83



| MOYENNE DE PRODUCTION DEPUIS REFORME GENERATION H | | | | | | | | | | |
|---|------------|---------------------------------------|-----|-----|-----|-----|----|----|----|----------|
| Génération | Naissances | Répartition des naissances par niveau | | | | | | | | MOYENNES |
| | | Morts (=2) | 4 | 5 | 6 | 7 | 8 | 9 | 10 | |
| H | 25 | 0 | 6 | 6 | 5 | 5 | 3 | 0 | 0 | 5,72 |
| I | 28 | 4 | 10 | 3 | 7 | 4 | 0 | 0 | 0 | 4,75 |
| Pourcentage I par niveau | | 14% | 36% | 11% | 25% | 14% | 0% | 0% | 0% | |
| TOTAUX | 53 | 4 | 16 | 9 | 12 | 9 | 3 | 0 | 0 | 5,24 |
| Pourcentage global par niveau | | 8% | 30% | 17% | 23% | 17% | 6% | 0% | 0% | |

AXE DES SARTS

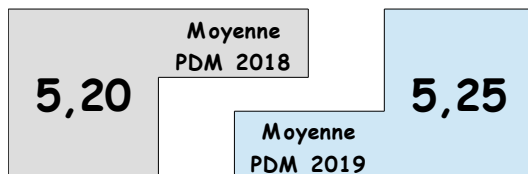
Production avant
Génération H

10




CLASSEMENT PDM GLOBAL

64



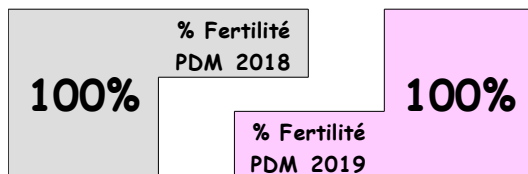
MOYENNE PDM GLOBALE

5,23



% QUALITE GLOBAL

11%



% FERTILITE GLOBAL


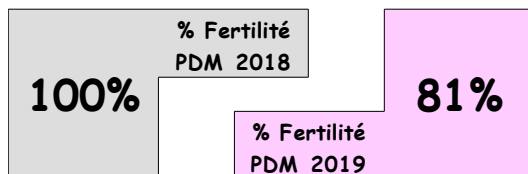
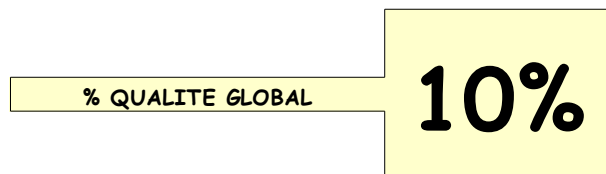

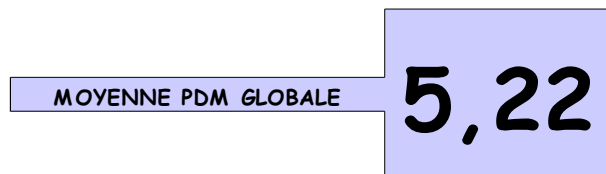
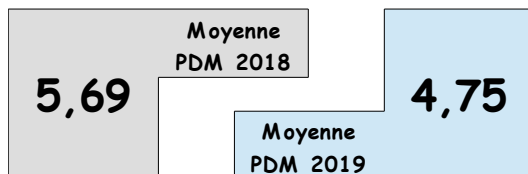
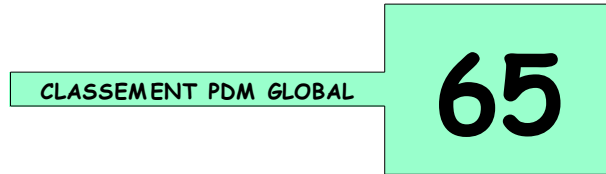
100%

| MOYENNE DE PRODUCTION DEPUIS REFORME GENERATION H | | | | | | | | | | |
|---|------------|---------------------------------------|-----|-----|-----|----|----|-----|----|----------|
| Génération | Naissances | Répartition des naissances par niveau | | | | | | | | MOYENNES |
| | | Morts (=2) | 4 | 5 | 6 | 7 | 8 | 9 | 10 | |
| H | 5 | 0 | 3 | 1 | 0 | 0 | 0 | 1 | 0 | 5,20 |
| I | 4 | 0 | 1 | 1 | 2 | 0 | 0 | 0 | 0 | 5,25 |
| Pourcentage I par niveau | | 0% | 25% | 25% | 50% | 0% | 0% | 0% | 0% | |
| TOTAUX | 9 | 0 | 4 | 2 | 2 | 0 | 0 | 1 | 0 | 5,23 |
| Pourcentage global par niveau | | 0% | 44% | 22% | 22% | 0% | 0% | 11% | 0% | |

VOICI DU NIEL

Production avant
Génération H

51



| MOYENNE DE PRODUCTION DEPUIS REFORME GENERATION H | | | | | | | | | | |
|---|------------|---------------------------------------|-----|-----|-----|----|-----|----|----|----------|
| Génération | Naissances | Répartition des naissances par niveau | | | | | | | | MOYENNES |
| | | Morts (=2) | 4 | 5 | 6 | 7 | 8 | 9 | 10 | |
| H | 13 | 0 | 3 | 2 | 5 | 2 | 1 | 0 | 0 | 5,69 |
| I | 16 | 3 | 5 | 2 | 4 | 0 | 2 | 0 | 0 | 4,75 |
| Pourcentage I par niveau | | 19% | 31% | 13% | 25% | 0% | 13% | 0% | 0% | |
| TOTAUX | 29 | 3 | 8 | 4 | 9 | 2 | 3 | 0 | 0 | 5,22 |
| Pourcentage global par niveau | | 10% | 28% | 14% | 31% | 7% | 10% | 0% | 0% | |

IDEAL DE L'ITON

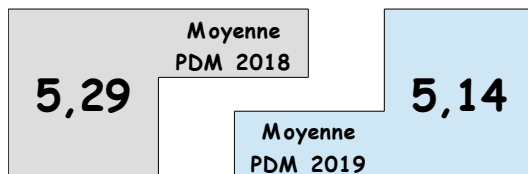
Production avant
Génération H

91




CLASSEMENT PDM GLOBAL

66



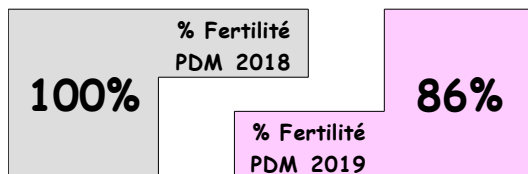
MOYENNE PDM GLOBALE

5,21



% QUALITE GLOBAL

7%



% FERTILITE GLOBAL

93%

| MOYENNE DE PRODUCTION DEPUIS REFORME GENERATION H | | | | | | | | | | |
|---|------------|---------------------------------------|-----|-----|-----|-----|-----|----|----|----------|
| Génération | Naissances | Répartition des naissances par niveau | | | | | | | | MOYENNES |
| | | Morts (=2) | 4 | 5 | 6 | 7 | 8 | 9 | 10 | |
| H | 14 | 0 | 4 | 4 | 4 | 2 | 0 | 0 | 0 | 5,29 |
| I | 14 | 2 | 3 | 4 | 1 | 2 | 2 | 0 | 0 | 5,14 |
| Pourcentage I par niveau | | 14% | 21% | 29% | 7% | 14% | 14% | 0% | 0% | |
| TOTAUX | 28 | 2 | 7 | 8 | 5 | 4 | 2 | 0 | 0 | 5,21 |
| Pourcentage global par niveau | | 7% | 25% | 29% | 18% | 14% | 7% | 0% | 0% | |

QUITUS DU MEXIQUE


Production avant
Génération H

49




CLASSEMENT PDM GLOBAL

67



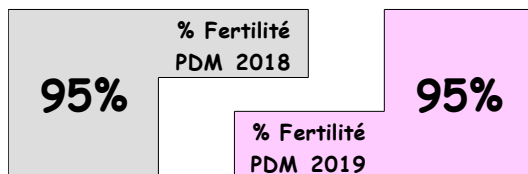
MOYENNE PDM GLOBALE

5,20



% QUALITE GLOBAL

2%



% FERTILITE GLOBAL

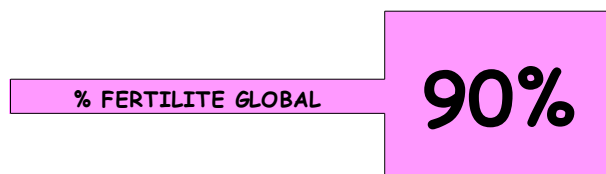
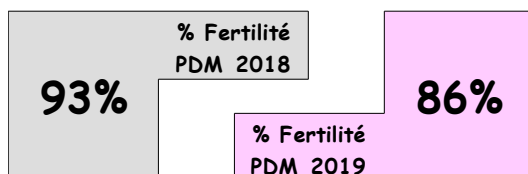
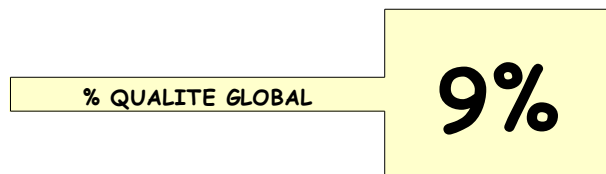

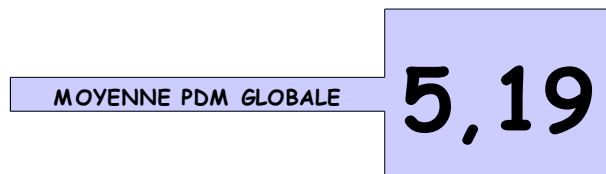
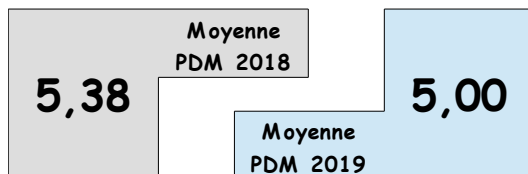
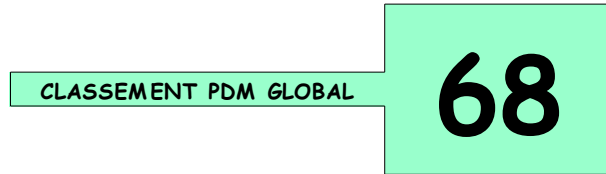
95%

| MOYENNE DE PRODUCTION DEPUIS REFORME GENERATION H | | | | | | | | | | |
|---|------------|---------------------------------------|-----|-----|-----|----|----|----|----|----------|
| Génération | Naissances | Répartition des naissances par niveau | | | | | | | | MOYENNES |
| | | Morts (=2) | 4 | 5 | 6 | 7 | 8 | 9 | 10 | |
| H | 20 | 1 | 5 | 4 | 8 | 1 | 1 | 0 | 0 | 5,25 |
| I | 21 | 1 | 3 | 9 | 7 | 1 | 0 | 0 | 0 | 5,14 |
| Pourcentage I par niveau | | 5% | 14% | 43% | 33% | 5% | 0% | 0% | 0% | |
| TOTAUX | 41 | 2 | 8 | 13 | 15 | 2 | 1 | 0 | 0 | 5,20 |
| Pourcentage global par niveau | | 5% | 20% | 32% | 37% | 5% | 2% | 0% | 0% | |

FIRST DE RETZ

Production avant
Génération H

88



| MOYENNE DE PRODUCTION DEPUIS REFORME GENERATION H | | | | | | | | | | |
|---|------------|---------------------------------------|-----|-----|-----|-----|----|----|----|----------|
| Génération | Naissances | Répartition des naissances par niveau | | | | | | | | MOYENNES |
| | | Morts (=2) | 4 | 5 | 6 | 7 | 8 | 9 | 10 | |
| H | 29 | 2 | 5 | 9 | 7 | 3 | 3 | 0 | 0 | 5,38 |
| I | 29 | 4 | 8 | 6 | 5 | 4 | 1 | 1 | 0 | 5,00 |
| Pourcentage I par niveau | | 14% | 28% | 21% | 17% | 14% | 3% | 3% | 0% | |
| TOTAUX | 58 | 6 | 13 | 15 | 12 | 7 | 4 | 1 | 0 | 5,19 |
| Pourcentage global par niveau | | 10% | 22% | 26% | 21% | 12% | 7% | 2% | 0% | |

QUADROPHENIO


Production avant
Génération H

108




CLASSEMENT PDM GLOBAL

69



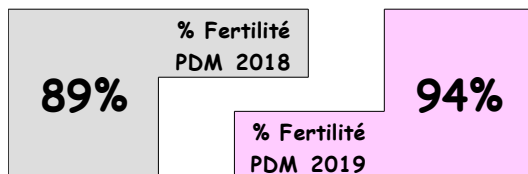
MOYENNE PDM GLOBALE

5,18



% QUALITE GLOBAL

6%



% FERTILITE GLOBAL


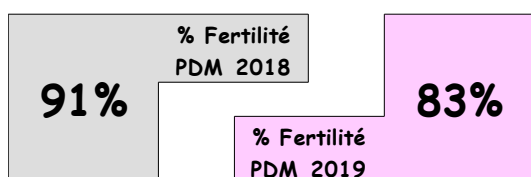


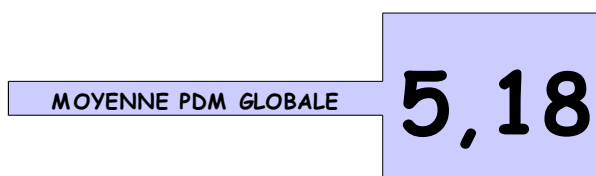
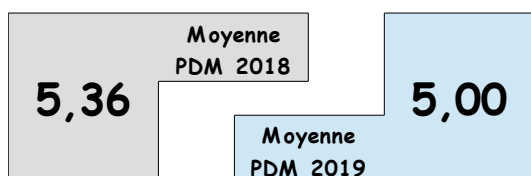
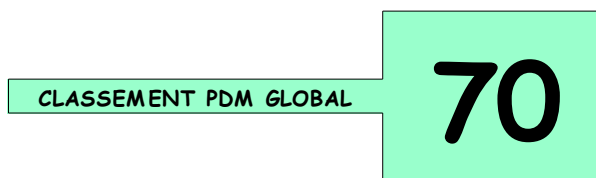
91%

| MOYENNE DE PRODUCTION DEPUIS REFORME GENERATION H | | | | | | | | | | |
|---|------------|---------------------------------------|-----|-----|-----|-----|----|----|----|----------|
| Génération | Naissances | Répartition des naissances par niveau | | | | | | | | MOYENNES |
| | | Morts (=2) | 4 | 5 | 6 | 7 | 8 | 9 | 10 | |
| H | 18 | 2 | 5 | 5 | 3 | 3 | 0 | 0 | 0 | 4,89 |
| I | 17 | 1 | 6 | 1 | 4 | 3 | 1 | 1 | 0 | 5,47 |
| Pourcentage I par niveau | | 6% | 35% | 6% | 24% | 18% | 6% | 6% | 0% | |
| TOTAUX | 35 | 3 | 11 | 6 | 7 | 6 | 1 | 1 | 0 | 5,18 |
| Pourcentage global par niveau | | 9% | 31% | 17% | 20% | 17% | 3% | 3% | 0% | |

CALIFE DES NOUES

Production avant
Génération H

29


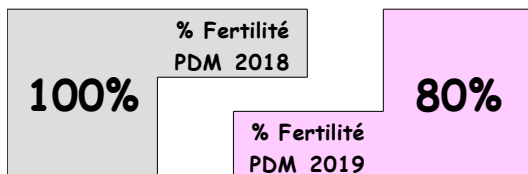
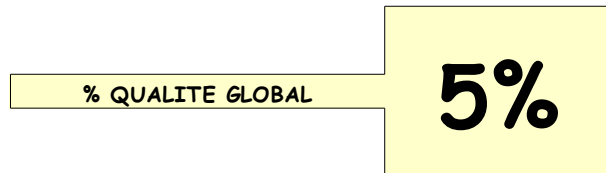

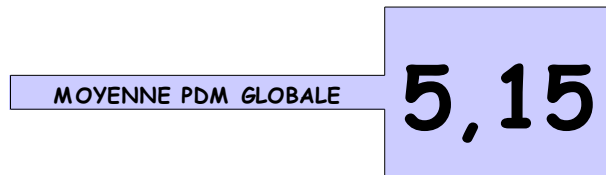
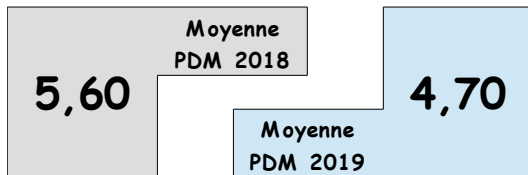
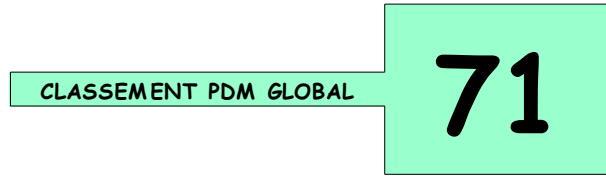


| MOYENNE DE PRODUCTION DEPUIS REFORME GENERATION H | | | | | | | | | | |
|---|------------|---------------------------------------|-----|-----|-----|-----|----|----|----|-------------|
| Génération | Naissances | Répartition des naissances par niveau | | | | | | | | MOYENNES |
| | | Morts (=2) | 4 | 5 | 6 | 7 | 8 | 9 | 10 | |
| H | 11 | 1 | 2 | 2 | 3 | 3 | 0 | 0 | 0 | 5,36 |
| I | 12 | 2 | 2 | 3 | 2 | 3 | 0 | 0 | 0 | 5,00 |
| Pourcentage I par niveau | | 17% | 17% | 25% | 17% | 25% | 0% | 0% | 0% | |
| TOTAUX | 23 | 3 | 4 | 5 | 5 | 6 | 0 | 0 | 0 | 5,18 |
| Pourcentage global par niveau | | 13% | 17% | 22% | 22% | 26% | 0% | 0% | 0% | |

FORING

Production avant
Génération H

20


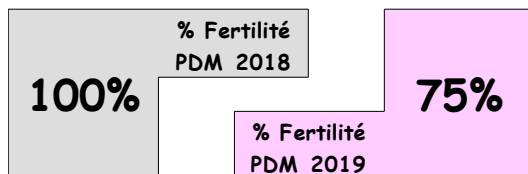
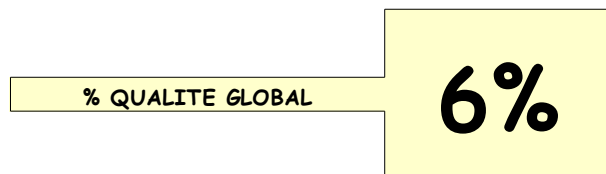

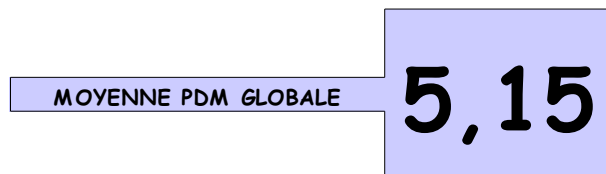
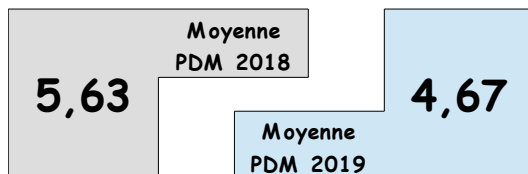
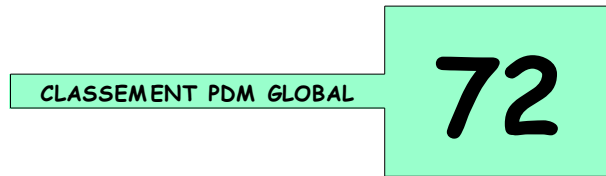


| MOYENNE DE PRODUCTION DEPUIS REFORME GENERATION H | | | | | | | | | | |
|---|------------|---------------------------------------|-----|-----|-----|-----|----|----|----|----------|
| Génération | Naissances | Répartition des naissances par niveau | | | | | | | | MOYENNES |
| | | Morts (=2) | 4 | 5 | 6 | 7 | 8 | 9 | 10 | |
| H | 10 | 0 | 3 | 2 | 3 | 1 | 0 | 1 | 0 | 5,60 |
| I | 10 | 2 | 4 | 0 | 1 | 3 | 0 | 0 | 0 | 4,70 |
| Pourcentage I par niveau | | 20% | 40% | 0% | 10% | 30% | 0% | 0% | 0% | |
| TOTAUX | 20 | 2 | 7 | 2 | 4 | 4 | 0 | 1 | 0 | 5,15 |
| Pourcentage global par niveau | | 10% | 35% | 10% | 20% | 20% | 0% | 5% | 0% | |

CYGNUS D'ODYSSEE

Production avant
Génération H

69



| MOYENNE DE PRODUCTION DEPUIS REFORME GENERATION H | | | | | | | | | | |
|---|------------|---------------------------------------|-----|-----|-----|-----|----|----|----|----------|
| Génération | Naissances | Répartition des naissances par niveau | | | | | | | | MOYENNES |
| | | Morts (=2) | 4 | 5 | 6 | 7 | 8 | 9 | 10 | |
| H | 24 | 0 | 7 | 3 | 8 | 4 | 2 | 0 | 0 | 5,63 |
| I | 24 | 6 | 3 | 6 | 6 | 2 | 1 | 0 | 0 | 4,67 |
| Pourcentage I par niveau | | 25% | 13% | 25% | 25% | 8% | 4% | 0% | 0% | |
| TOTAUX | 48 | 6 | 10 | 9 | 14 | 6 | 3 | 0 | 0 | 5,15 |
| Pourcentage global par niveau | | 13% | 21% | 19% | 29% | 13% | 6% | 0% | 0% | |

PAISY DREAM

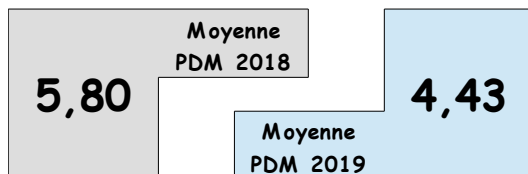
Production avant
Génération H

13




CLASSEMENT PDM GLOBAL

73



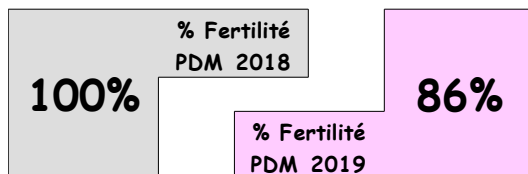
MOYENNE PDM GLOBALE

5,11



% QUALITE GLOBAL

0%



% FERTILITE GLOBAL

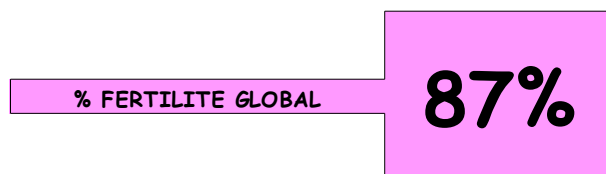
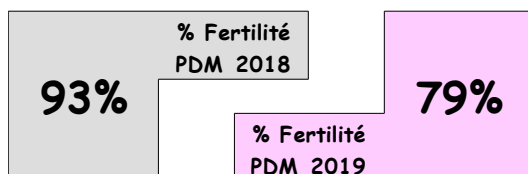
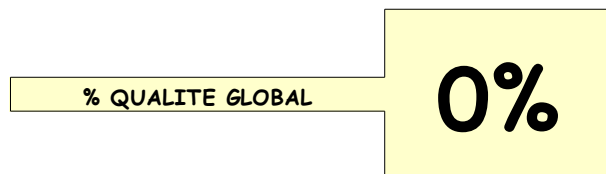

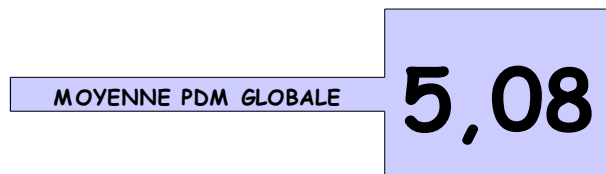
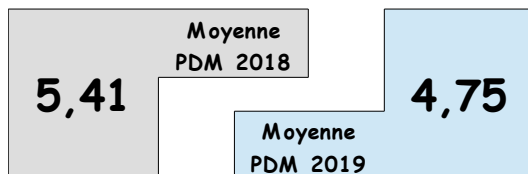
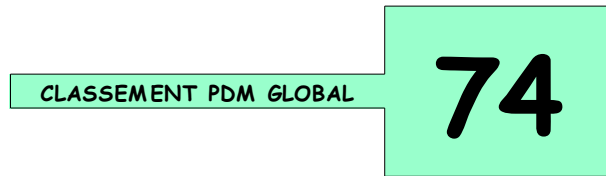
92%

| MOYENNE DE PRODUCTION DEPUIS REFORME GENERATION H | | | | | | | | | | |
|---|------------|---------------------------------------|-----|-----|-----|----|----|----|----|----------|
| Génération | Naissances | Répartition des naissances par niveau | | | | | | | | MOYENNES |
| | | Morts (=2) | 4 | 5 | 6 | 7 | 8 | 9 | 10 | |
| H | 5 | 0 | 1 | 0 | 3 | 1 | 0 | 0 | 0 | 5,80 |
| I | 7 | 1 | 3 | 1 | 2 | 0 | 0 | 0 | 0 | 4,43 |
| Pourcentage I par niveau | | 14% | 43% | 14% | 29% | 0% | 0% | 0% | 0% | |
| TOTAUX | 12 | 1 | 4 | 1 | 5 | 1 | 0 | 0 | 0 | 5,11 |
| Pourcentage global par niveau | | 8% | 33% | 8% | 42% | 8% | 0% | 0% | 0% | |

DERBY DU GITE

Production avant
Génération H

104

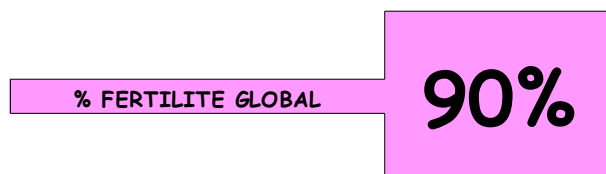
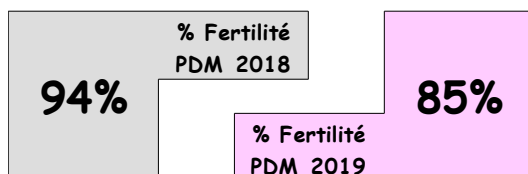
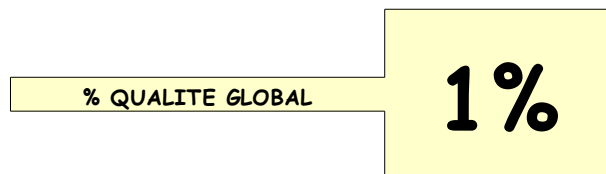

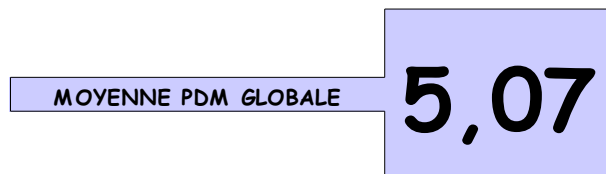
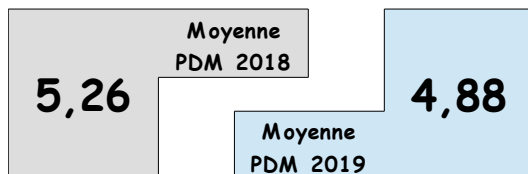
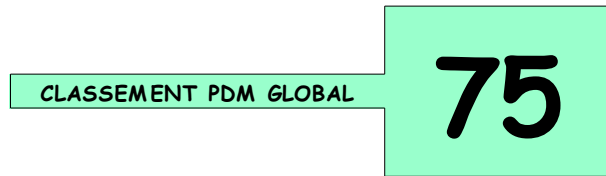


| MOYENNE DE PRODUCTION DEPUIS REFORME GENERATION H | | | | | | | | | | |
|---|------------|---------------------------------------|-----|-----|-----|-----|----|----|----|----------|
| Génération | Naissances | Répartition des naissances par niveau | | | | | | | | MOYENNES |
| | | Morts (=2) | 4 | 5 | 6 | 7 | 8 | 9 | 10 | |
| H | 29 | 2 | 6 | 3 | 12 | 6 | 0 | 0 | 0 | 5,41 |
| I | 24 | 5 | 3 | 7 | 6 | 3 | 0 | 0 | 0 | 4,75 |
| Pourcentage I par niveau | | 21% | 13% | 29% | 25% | 13% | 0% | 0% | 0% | |
| TOTAUX | 53 | 7 | 9 | 10 | 18 | 9 | 0 | 0 | 0 | 5,08 |
| Pourcentage global par niveau | | 13% | 17% | 19% | 34% | 17% | 0% | 0% | 0% | |

KAISY DREAM

Production avant
Génération H

165

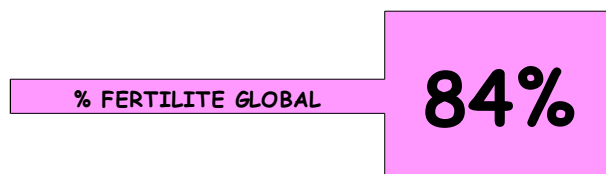
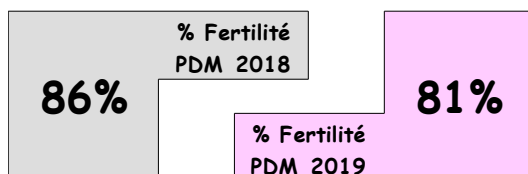
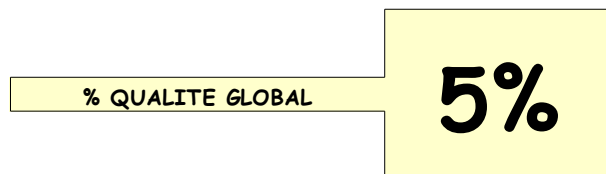

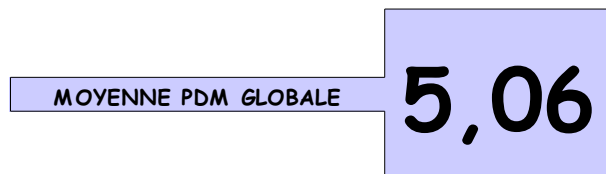
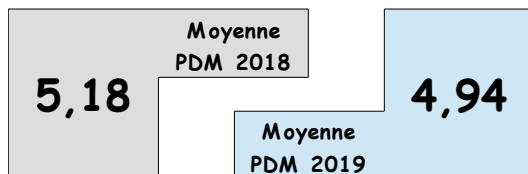
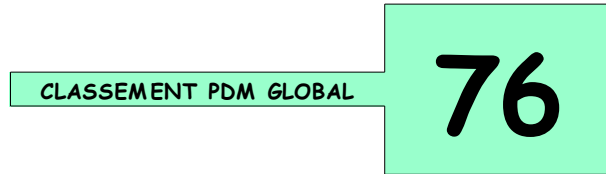


| MOYENNE DE PRODUCTION DEPUIS REFORME GENERATION H | | | | | | | | | | |
|---|------------|---------------------------------------|-----|-----|-----|-----|----|----|----|-------------|
| Génération | Naissances | Répartition des naissances par niveau | | | | | | | | MOYENNES |
| | | Morts (=2) | 4 | 5 | 6 | 7 | 8 | 9 | 10 | |
| H | 34 | 2 | 10 | 6 | 8 | 7 | 1 | 0 | 0 | 5,26 |
| I | 33 | 5 | 8 | 7 | 7 | 6 | 0 | 0 | 0 | 4,88 |
| Pourcentage I par niveau | | 15% | 24% | 21% | 21% | 18% | 0% | 0% | 0% | |
| TOTAUX | 67 | 7 | 18 | 13 | 15 | 13 | 1 | 0 | 0 | 5,07 |
| Pourcentage global par niveau | | 10% | 27% | 19% | 22% | 19% | 1% | 0% | 0% | |

PODOSIS

Production avant
Génération H

104

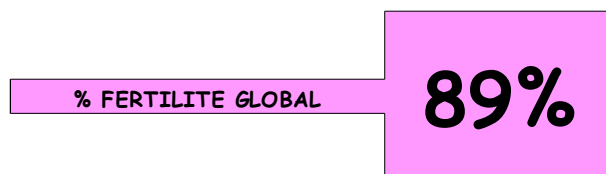
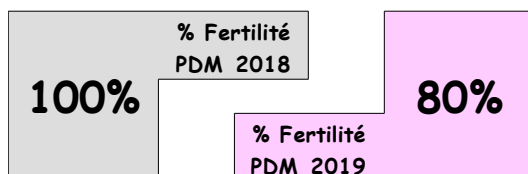
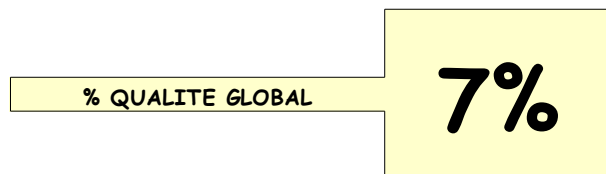

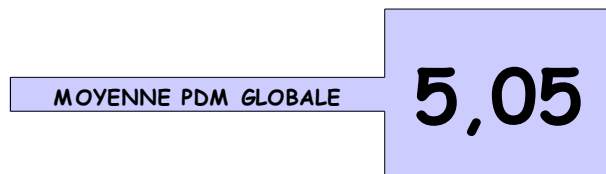
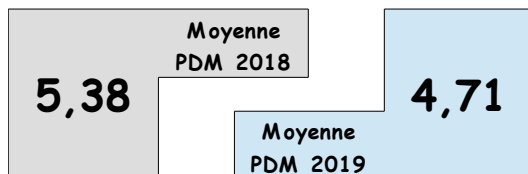
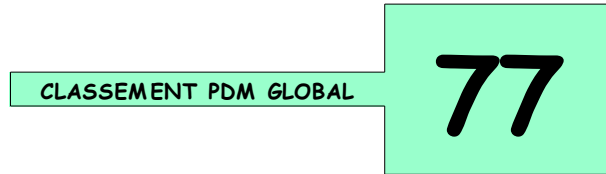


| MOYENNE DE PRODUCTION DEPUIS REFORME GENERATION H | | | | | | | | | | |
|---|------------|---------------------------------------|-----|----|-----|-----|----|----|----|-------------|
| Génération | Naissances | Répartition des naissances par niveau | | | | | | | | MOYENNES |
| | | Morts (=2) | 4 | 5 | 6 | 7 | 8 | 9 | 10 | |
| H | 22 | 3 | 5 | 2 | 7 | 4 | 1 | 0 | 0 | 5,18 |
| I | 16 | 3 | 4 | 1 | 5 | 2 | 1 | 0 | 0 | 4,94 |
| Pourcentage I par niveau | | 19% | 25% | 6% | 31% | 13% | 6% | 0% | 0% | |
| TOTAUX | 38 | 6 | 9 | 3 | 12 | 6 | 2 | 0 | 0 | 5,06 |
| Pourcentage global par niveau | | 16% | 24% | 8% | 32% | 16% | 5% | 0% | 0% | |

READY CASH

Production avant
Génération H

118

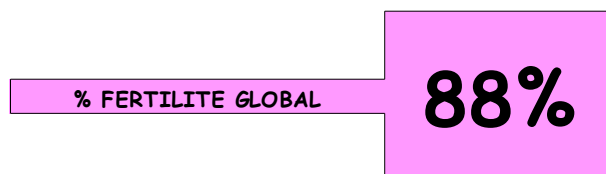
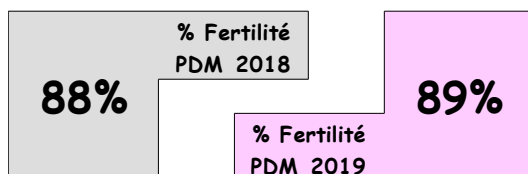
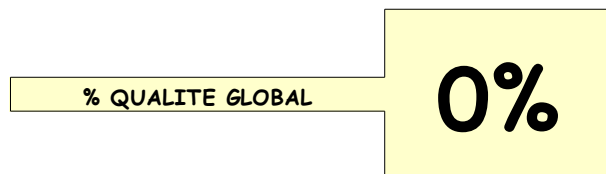

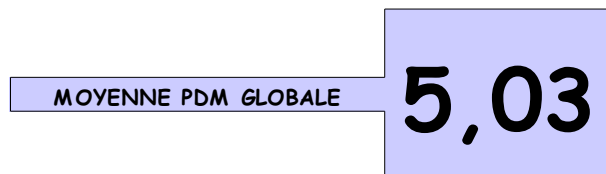
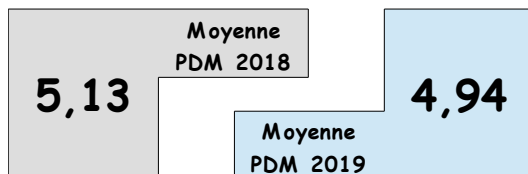
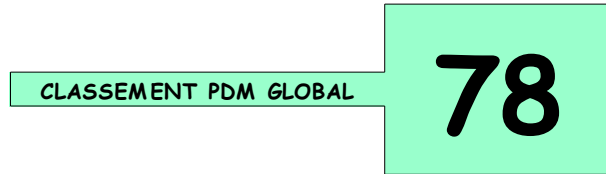


| MOYENNE DE PRODUCTION DEPUIS REFORME GENERATION H | | | | | | | | | | |
|---|------------|---------------------------------------|-----|-----|-----|-----|----|----|----|----------|
| Génération | Naissances | Répartition des naissances par niveau | | | | | | | | MOYENNES |
| | | Morts (=2) | 4 | 5 | 6 | 7 | 8 | 9 | 10 | |
| H | 42 | 0 | 15 | 9 | 7 | 9 | 2 | 0 | 0 | 5,38 |
| I | 49 | 10 | 15 | 5 | 12 | 3 | 3 | 1 | 0 | 4,71 |
| Pourcentage I par niveau | | 20% | 31% | 10% | 24% | 6% | 6% | 2% | 0% | |
| TOTAUX | 91 | 10 | 30 | 14 | 19 | 12 | 5 | 1 | 0 | 5,05 |
| Pourcentage global par niveau | | 11% | 33% | 15% | 21% | 13% | 5% | 1% | 0% | |

TORINO PIERJI

Production avant
Génération H

5


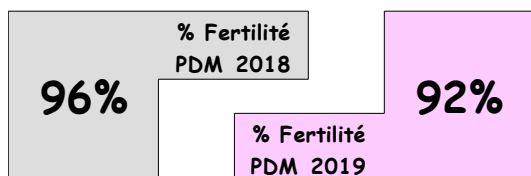


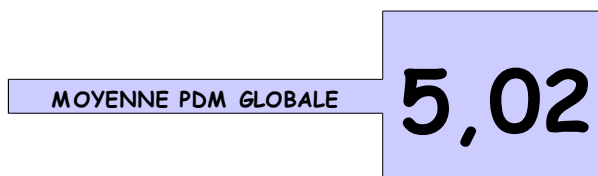
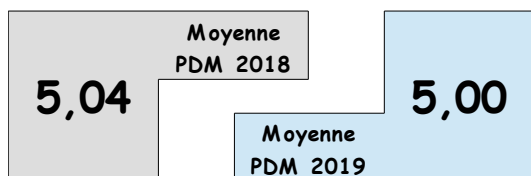



| MOYENNE DE PRODUCTION DEPUIS REFORME GENERATION H | | | | | | | | | | |
|---|------------|---------------------------------------|-----|-----|-----|-----|----|----|----|-------------|
| Génération | Naissances | Répartition des naissances par niveau | | | | | | | | MOYENNES |
| | | Morts (=2) | 4 | 5 | 6 | 7 | 8 | 9 | 10 | |
| H | 8 | 1 | 1 | 1 | 5 | 0 | 0 | 0 | 0 | 5,13 |
| I | 18 | 2 | 4 | 6 | 3 | 3 | 0 | 0 | 0 | 4,94 |
| Pourcentage I par niveau | | 11% | 22% | 33% | 17% | 17% | 0% | 0% | 0% | |
| TOTAUX | 26 | 3 | 5 | 7 | 8 | 3 | 0 | 0 | 0 | 5,03 |
| Pourcentage global par niveau | | 12% | 19% | 27% | 31% | 12% | 0% | 0% | 0% | |

JASMIN DE FLORE

Production avant
Génération H

111

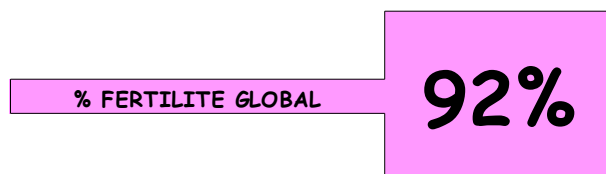
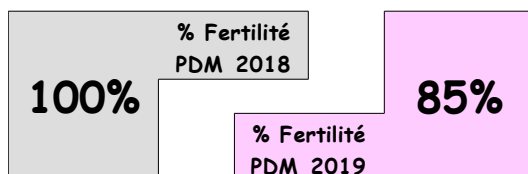
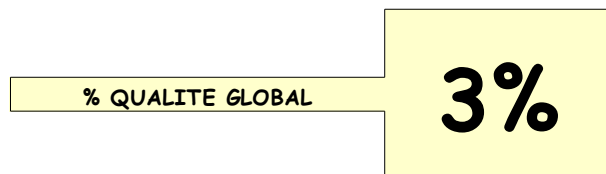

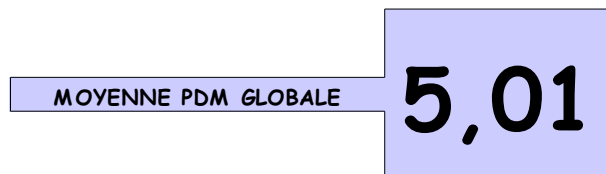
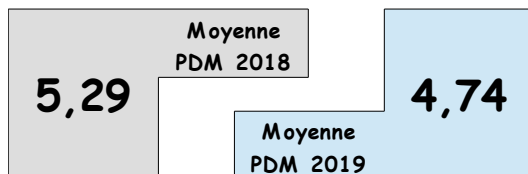
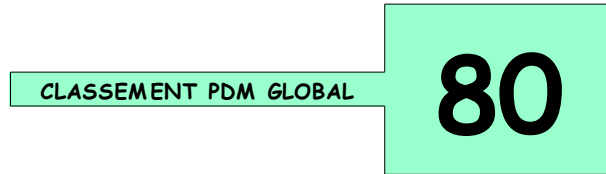


| MOYENNE DE PRODUCTION DEPUIS REFORME GENERATION H | | | | | | | | | | |
|---|------------|---------------------------------------|-----|-----|-----|-----|----|----|----|----------|
| Génération | Naissances | Répartition des naissances par niveau | | | | | | | | MOYENNES |
| | | Morts (=2) | 4 | 5 | 6 | 7 | 8 | 9 | 10 | |
| H | 23 | 1 | 8 | 6 | 4 | 4 | 0 | 0 | 0 | 5,04 |
| I | 25 | 2 | 7 | 8 | 5 | 1 | 2 | 0 | 0 | 5,00 |
| Pourcentage I par niveau | | 8% | 28% | 32% | 20% | 4% | 8% | 0% | 0% | |
| TOTAUX | 48 | 3 | 15 | 14 | 9 | 5 | 2 | 0 | 0 | 5,02 |
| Pourcentage global par niveau | | 6% | 31% | 29% | 19% | 10% | 4% | 0% | 0% | |

KOREAN

Production avant
Génération H

146

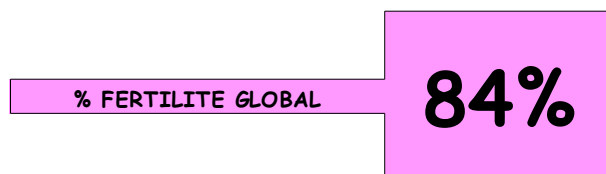
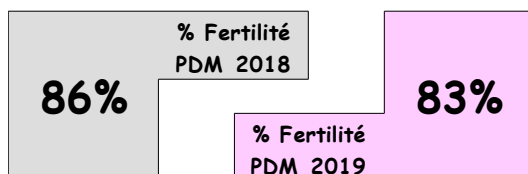
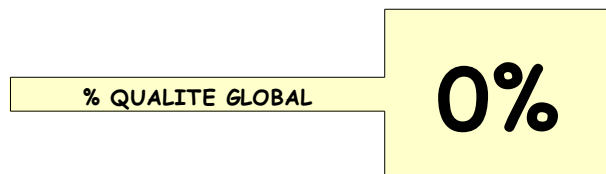

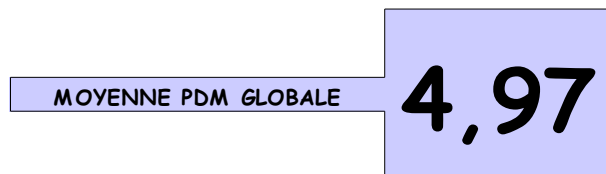
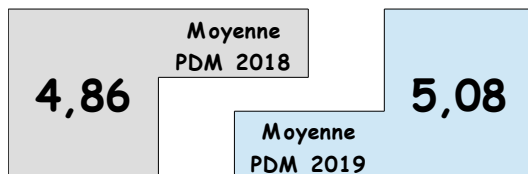
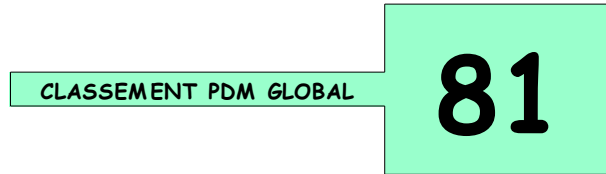


| MOYENNE DE PRODUCTION DEPUIS REFORME GENERATION H | | | | | | | | | | |
|---|------------|---------------------------------------|-----|-----|-----|-----|----|----|----|----------|
| Génération | Naissances | Répartition des naissances par niveau | | | | | | | | MOYENNES |
| | | Morts (=2) | 4 | 5 | 6 | 7 | 8 | 9 | 10 | |
| H | 35 | 0 | 14 | 6 | 8 | 5 | 2 | 0 | 0 | 5,29 |
| I | 39 | 6 | 12 | 6 | 10 | 5 | 0 | 0 | 0 | 4,74 |
| Pourcentage I par niveau | | 15% | 31% | 15% | 26% | 13% | 0% | 0% | 0% | |
| TOTAUX | 74 | 6 | 26 | 12 | 18 | 10 | 2 | 0 | 0 | 5,01 |
| Pourcentage global par niveau | | 8% | 35% | 16% | 24% | 14% | 3% | 0% | 0% | |

ULYSSE DES RACQUES

Production avant
Génération H

5

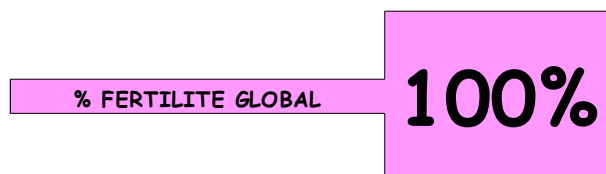
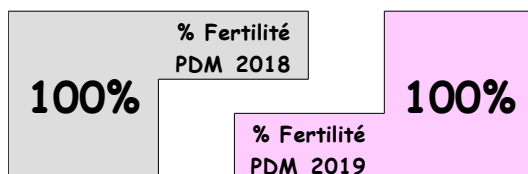
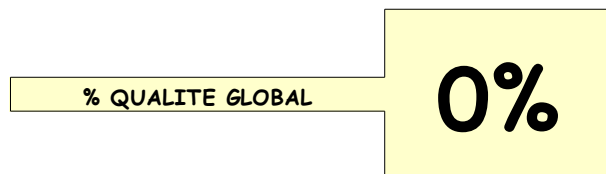

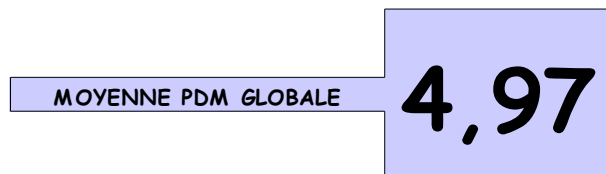
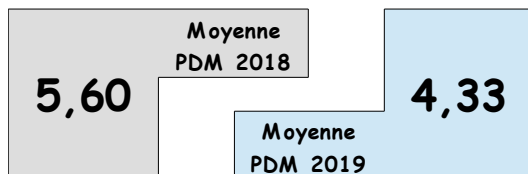
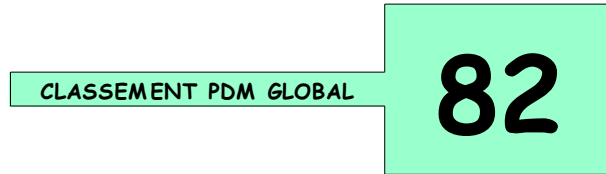


| MOYENNE DE PRODUCTION DEPUIS REFORME GENERATION H | | | | | | | | | | |
|---|------------|---------------------------------------|-----|-----|-----|-----|----|----|----|----------|
| Génération | Naissances | Répartition des naissances par niveau | | | | | | | | MOYENNES |
| | | Morts (=2) | 4 | 5 | 6 | 7 | 8 | 9 | 10 | |
| H | 7 | 1 | 1 | 2 | 3 | 0 | 0 | 0 | 0 | 4,86 |
| I | 12 | 2 | 2 | 3 | 1 | 4 | 0 | 0 | 0 | 5,08 |
| Pourcentage I par niveau | | 17% | 17% | 25% | 8% | 33% | 0% | 0% | 0% | |
| TOTAUX | 19 | 3 | 3 | 5 | 4 | 4 | 0 | 0 | 0 | 4,97 |
| Pourcentage global par niveau | | 16% | 16% | 26% | 21% | 21% | 0% | 0% | 0% | |

KAZIRE DE GUEZ

Production avant
Génération H

20

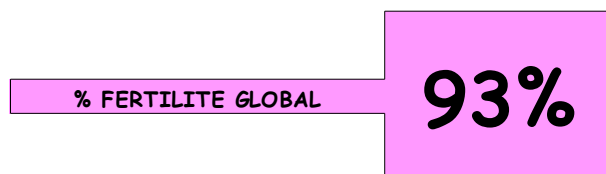
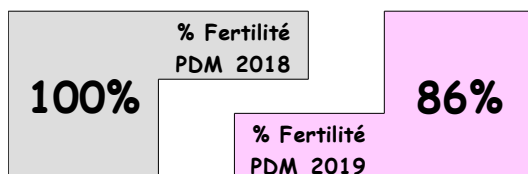
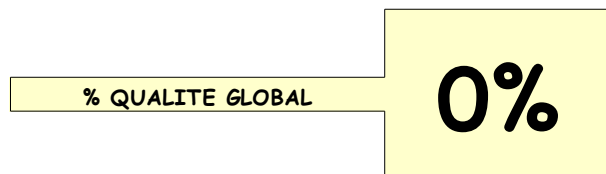

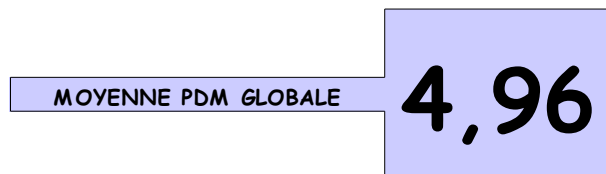
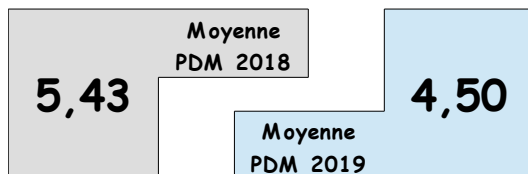
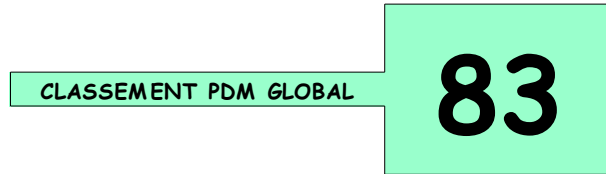


| MOYENNE DE PRODUCTION DEPUIS REFORME GENERATION H | | | | | | | | | | |
|---|------------|---------------------------------------|-----|-----|-----|-----|----|----|----|----------|
| Génération | Naissances | Répartition des naissances par niveau | | | | | | | | MOYENNES |
| | | Morts (=2) | 4 | 5 | 6 | 7 | 8 | 9 | 10 | |
| H | 5 | 0 | 0 | 3 | 1 | 1 | 0 | 0 | 0 | 5,60 |
| I | 3 | 0 | 2 | 1 | 0 | 0 | 0 | 0 | 0 | 4,33 |
| Pourcentage I par niveau | | 0% | 67% | 33% | 0% | 0% | 0% | 0% | 0% | |
| TOTAUX | 8 | 0 | 2 | 4 | 1 | 1 | 0 | 0 | 0 | 4,97 |
| Pourcentage global par niveau | | 0% | 25% | 50% | 13% | 13% | 0% | 0% | 0% | |

LATINUS

Production avant
Génération H

58

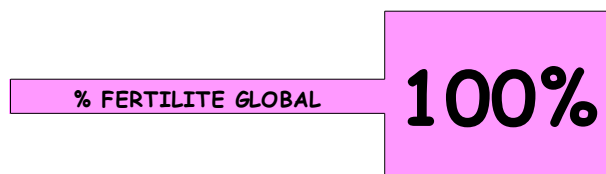
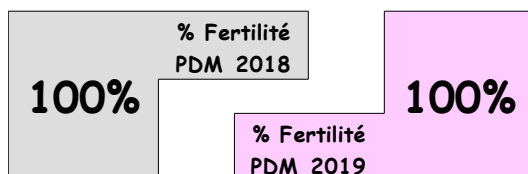
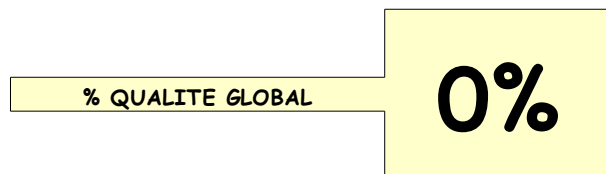

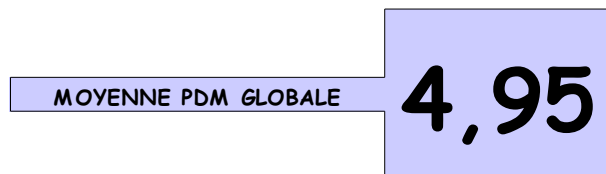
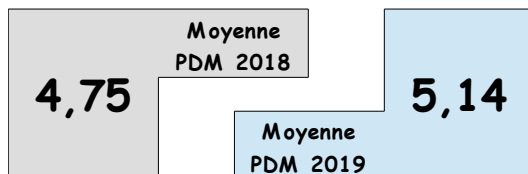
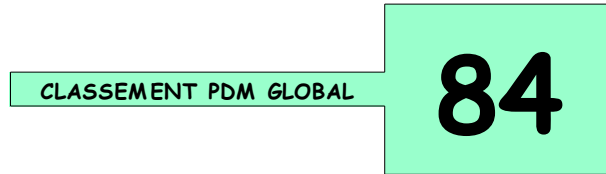


| MOYENNE DE PRODUCTION DEPUIS REFORME GENERATION H | | | | | | | | | | |
|---|------------|---------------------------------------|-----|-----|-----|-----|----|----|----|----------|
| Génération | Naissances | Répartition des naissances par niveau | | | | | | | | MOYENNES |
| | | Morts (=2) | 4 | 5 | 6 | 7 | 8 | 9 | 10 | |
| H | 14 | 0 | 4 | 3 | 4 | 3 | 0 | 0 | 0 | 5,43 |
| I | 14 | 2 | 6 | 2 | 3 | 1 | 0 | 0 | 0 | 4,50 |
| Pourcentage I par niveau | | 14% | 43% | 14% | 21% | 7% | 0% | 0% | 0% | |
| TOTAUX | 28 | 2 | 10 | 5 | 7 | 4 | 0 | 0 | 0 | 4,96 |
| Pourcentage global par niveau | | 7% | 36% | 18% | 25% | 14% | 0% | 0% | 0% | |

SAM BOURBON

Production avant
Génération H

6


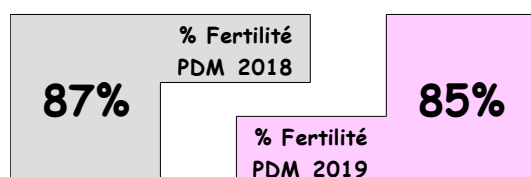

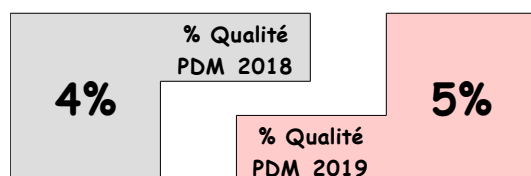
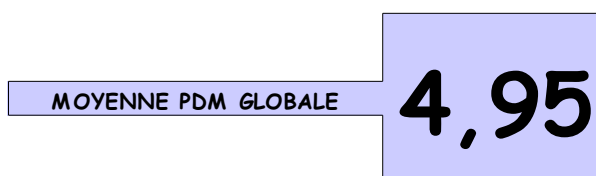
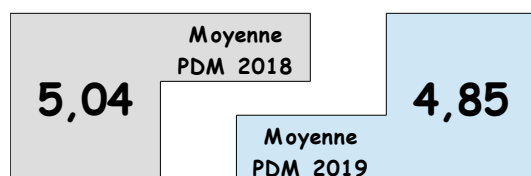
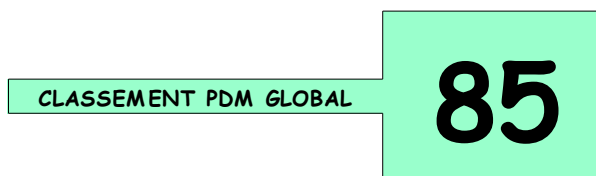


| MOYENNE DE PRODUCTION DEPUIS REFORME GENERATION H | | | | | | | | | | |
|---|------------|---------------------------------------|-----|-----|-----|-----|----|----|----|----------|
| Génération | Naissances | Répartition des naissances par niveau | | | | | | | | MOYENNES |
| | | Morts (=2) | 4 | 5 | 6 | 7 | 8 | 9 | 10 | |
| H | 4 | 0 | 2 | 1 | 1 | 0 | 0 | 0 | 0 | 4,75 |
| I | 7 | 0 | 2 | 3 | 1 | 1 | 0 | 0 | 0 | 5,14 |
| Pourcentage I par niveau | | 0% | 29% | 43% | 14% | 14% | 0% | 0% | 0% | |
| TOTAUX | 11 | 0 | 4 | 4 | 2 | 1 | 0 | 0 | 0 | 4,95 |
| Pourcentage global par niveau | | 0% | 36% | 36% | 18% | 9% | 0% | 0% | 0% | |

KERIDO DU DONJON

Production avant
Génération H

88

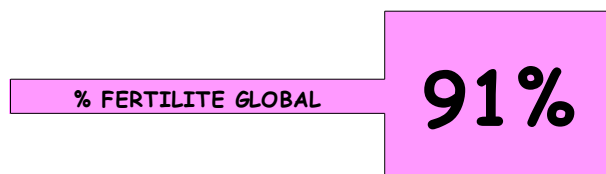
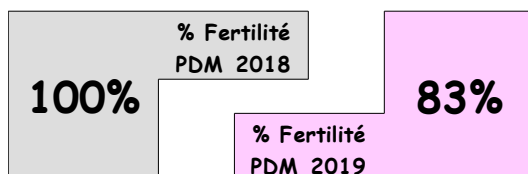
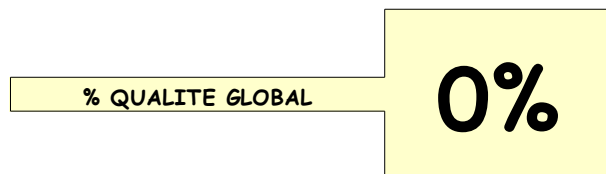

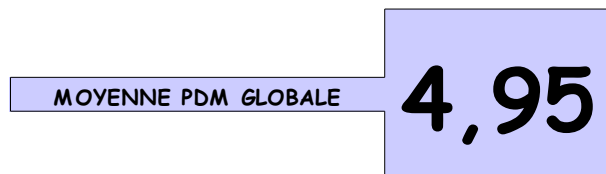
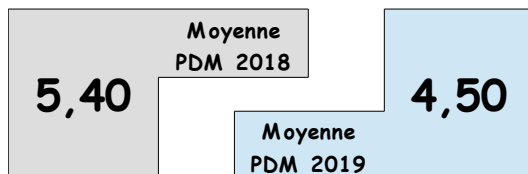
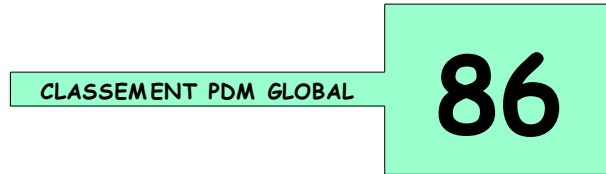


| MOYENNE DE PRODUCTION DEPUIS REFORME GENERATION H | | | | | | | | | | |
|---|------------|---------------------------------------|-----|-----|-----|----|----|----|----|----------|
| Génération | Naissances | Répartition des naissances par niveau | | | | | | | | MOYENNES |
| | | Morts (=2) | 4 | 5 | 6 | 7 | 8 | 9 | 10 | |
| H | 23 | 3 | 5 | 5 | 6 | 3 | 1 | 0 | 0 | 5,04 |
| I | 20 | 3 | 6 | 2 | 7 | 1 | 1 | 0 | 0 | 4,85 |
| Pourcentage I par niveau | | 15% | 30% | 10% | 35% | 5% | 5% | 0% | 0% | |
| TOTAUX | 43 | 6 | 11 | 7 | 13 | 4 | 2 | 0 | 0 | 4,95 |
| Pourcentage global par niveau | | 14% | 26% | 16% | 30% | 9% | 5% | 0% | 0% | |

QUALYPSO JIEL

Production avant
Génération H

6


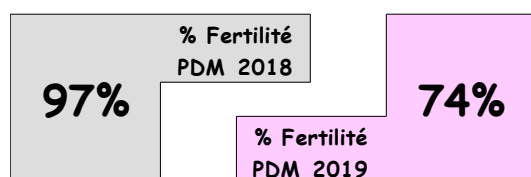

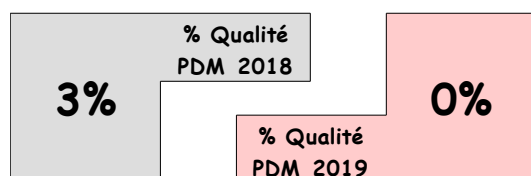
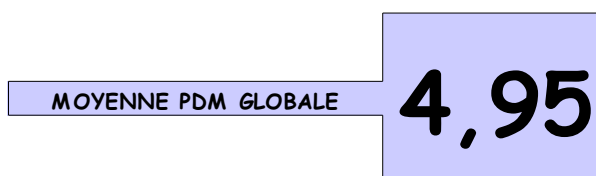
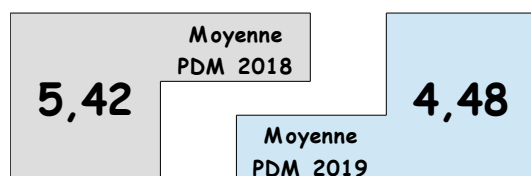
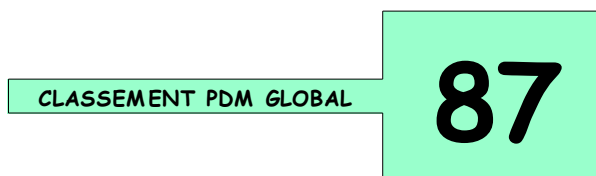


| MOYENNE DE PRODUCTION DEPUIS REFORME GENERATION H | | | | | | | | | | |
|---|------------|---------------------------------------|-----|-----|-----|----|----|----|----|----------|
| Génération | Naissances | Répartition des naissances par niveau | | | | | | | | MOYENNES |
| | | Morts (=2) | 4 | 5 | 6 | 7 | 8 | 9 | 10 | |
| H | 5 | 0 | 1 | 2 | 1 | 1 | 0 | 0 | 0 | 5,40 |
| I | 6 | 1 | 2 | 1 | 2 | 0 | 0 | 0 | 0 | 4,50 |
| Pourcentage I par niveau | | 17% | 33% | 17% | 33% | 0% | 0% | 0% | 0% | |
| TOTAUX | 11 | 1 | 3 | 3 | 3 | 1 | 0 | 0 | 0 | 4,95 |
| Pourcentage global par niveau | | 9% | 27% | 27% | 27% | 9% | 0% | 0% | 0% | |

IN LOVE WITH YOU

Production avant
Génération H

137


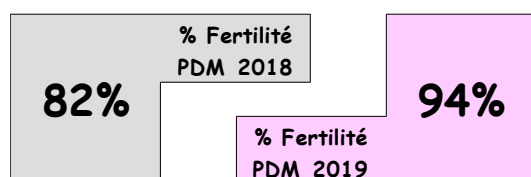

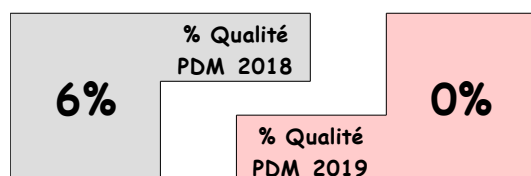
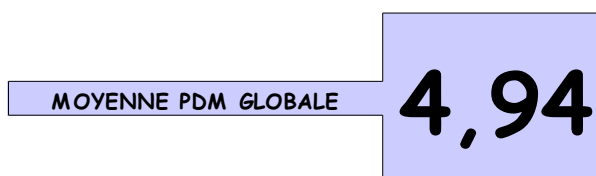
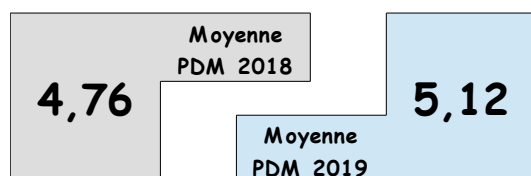
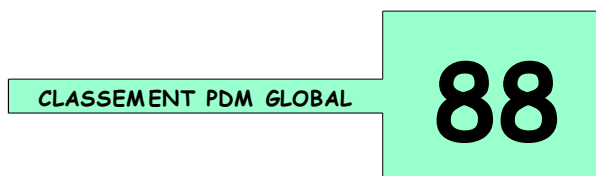


| MOYENNE DE PRODUCTION DEPUIS REFORME GENERATION H | | | | | | | | | | |
|---|------------|---------------------------------------|-----|-----|-----|----|----|----|----|----------|
| Génération | Naissances | Répartition des naissances par niveau | | | | | | | | MOYENNES |
| | | Morts (=2) | 4 | 5 | 6 | 7 | 8 | 9 | 10 | |
| H | 31 | 1 | 7 | 6 | 12 | 4 | 1 | 0 | 0 | 5,42 |
| I | 31 | 8 | 5 | 6 | 11 | 1 | 0 | 0 | 0 | 4,48 |
| Pourcentage I par niveau | | 26% | 16% | 19% | 35% | 3% | 0% | 0% | 0% | |
| TOTAUX | 62 | 9 | 12 | 12 | 23 | 5 | 1 | 0 | 0 | 4,95 |
| Pourcentage global par niveau | | 15% | 19% | 19% | 37% | 8% | 2% | 0% | 0% | |

CEDRE DU VIVIER

Production avant
Génération H

33

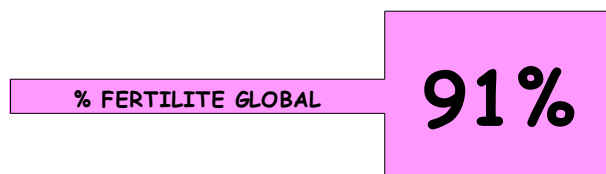
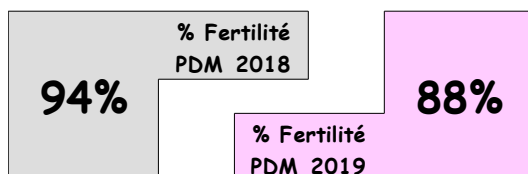
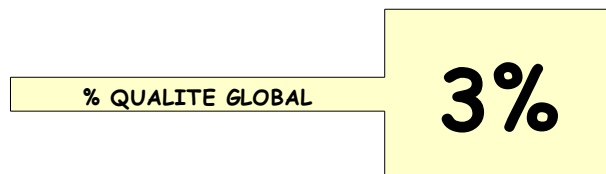

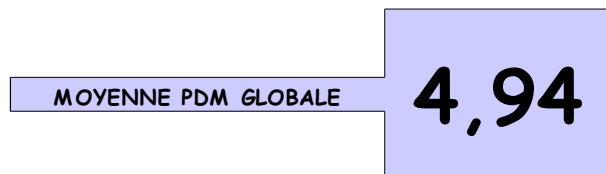
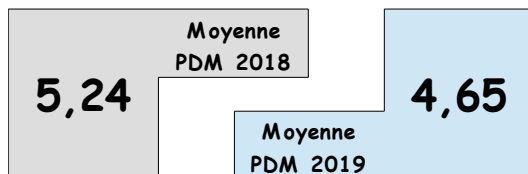
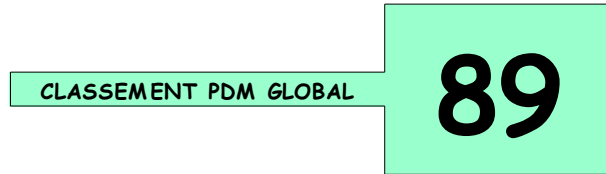


| MOYENNE DE PRODUCTION DEPUIS REFORME GENERATION H | | | | | | | | | | |
|---|------------|---------------------------------------|-----|-----|-----|-----|----|----|----|----------|
| Génération | Naissances | Répartition des naissances par niveau | | | | | | | | MOYENNES |
| | | Morts (=2) | 4 | 5 | 6 | 7 | 8 | 9 | 10 | |
| H | 17 | 3 | 5 | 3 | 3 | 2 | 1 | 0 | 0 | 4,76 |
| I | 17 | 1 | 5 | 5 | 2 | 4 | 0 | 0 | 0 | 5,12 |
| Pourcentage I par niveau | | 6% | 29% | 29% | 12% | 24% | 0% | 0% | 0% | |
| TOTAUX | 34 | 4 | 10 | 8 | 5 | 6 | 1 | 0 | 0 | 4,94 |
| Pourcentage global par niveau | | 12% | 29% | 24% | 15% | 18% | 3% | 0% | 0% | |

HERMES DU BUISSON

Production avant
Génération H

78

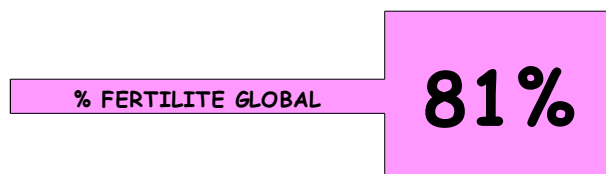
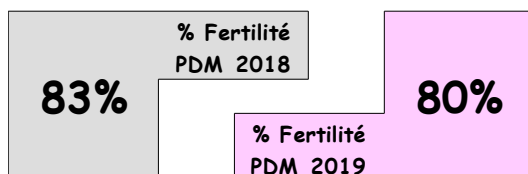
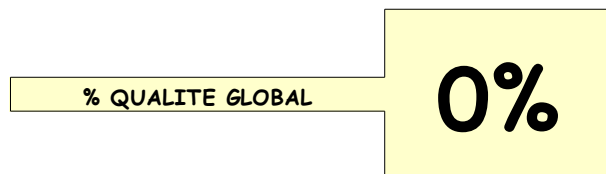

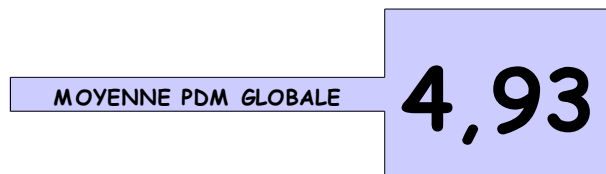
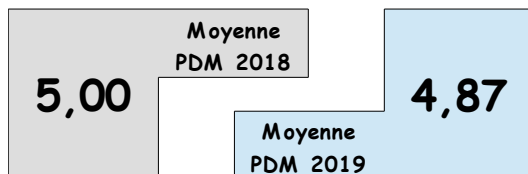
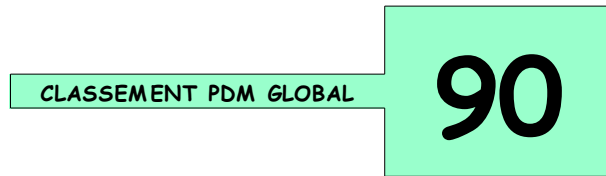


| MOYENNE DE PRODUCTION DEPUIS REFORME GENERATION H | | | | | | | | | | |
|---|------------|---------------------------------------|-----|-----|-----|----|----|----|----|----------|
| Génération | Naissances | Répartition des naissances par niveau | | | | | | | | MOYENNES |
| | | Morts (=2) | 4 | 5 | 6 | 7 | 8 | 9 | 10 | |
| H | 17 | 1 | 4 | 4 | 6 | 1 | 1 | 0 | 0 | 5,24 |
| I | 17 | 2 | 5 | 6 | 3 | 1 | 0 | 0 | 0 | 4,65 |
| Pourcentage I par niveau | | 12% | 29% | 35% | 18% | 6% | 0% | 0% | 0% | |
| TOTAUX | 34 | 3 | 9 | 10 | 9 | 2 | 1 | 0 | 0 | 4,94 |
| Pourcentage global par niveau | | 9% | 26% | 29% | 26% | 6% | 3% | 0% | 0% | |

TAILLEVENT D'URZY

Production avant
Génération H

18


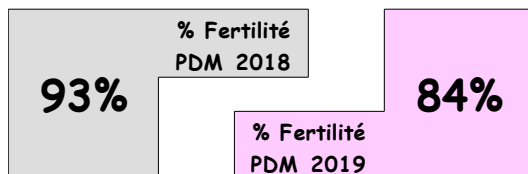
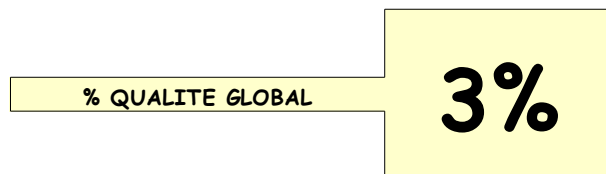

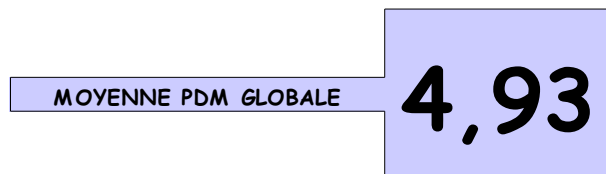
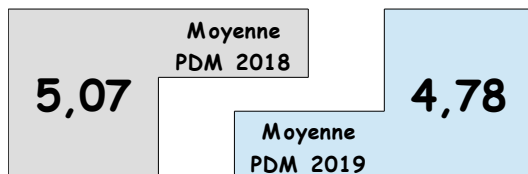
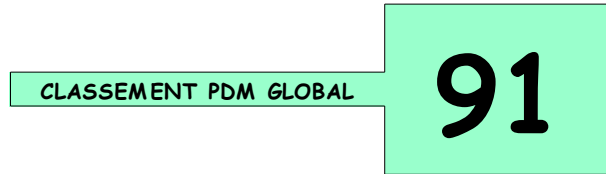


| MOYENNE DE PRODUCTION DEPUIS REFORME GENERATION H | | | | | | | | | | |
|---|------------|---------------------------------------|-----|-----|-----|-----|----|----|----|----------|
| Génération | Naissances | Répartition des naissances par niveau | | | | | | | | MOYENNES |
| | | Morts (=2) | 4 | 5 | 6 | 7 | 8 | 9 | 10 | |
| H | 12 | 2 | 1 | 4 | 3 | 2 | 0 | 0 | 0 | 5,00 |
| I | 15 | 3 | 4 | 0 | 5 | 3 | 0 | 0 | 0 | 4,87 |
| Pourcentage I par niveau | | 20% | 27% | 0% | 33% | 20% | 0% | 0% | 0% | |
| TOTAUX | 27 | 5 | 5 | 4 | 8 | 5 | 0 | 0 | 0 | 4,93 |
| Pourcentage global par niveau | | 19% | 19% | 15% | 30% | 19% | 0% | 0% | 0% | |

SEVERINO

Production avant
Génération H

49

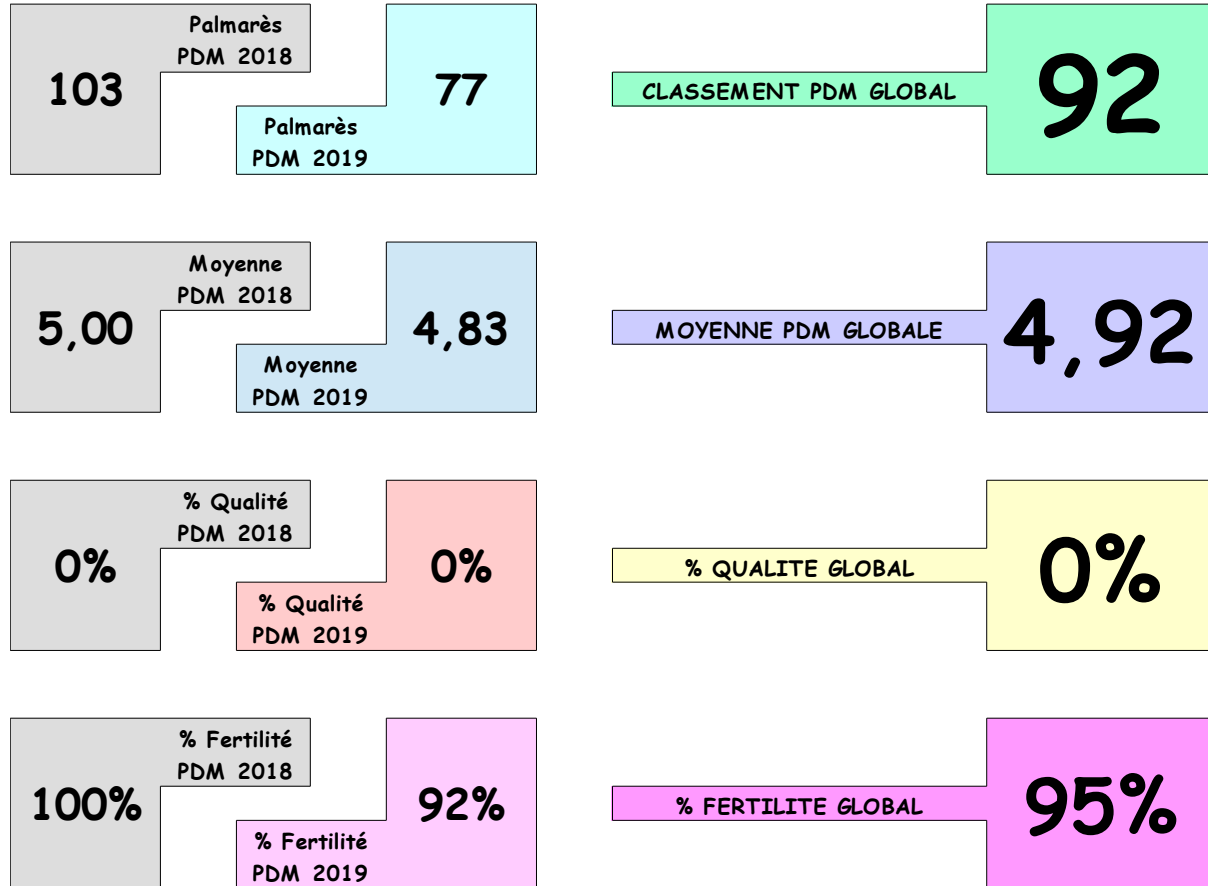


| MOYENNE DE PRODUCTION DEPUIS REFORME GENERATION H | | | | | | | | | | |
|---|------------|---------------------------------------|-----|-----|-----|----|----|----|----|----------|
| Génération | Naissances | Répartition des naissances par niveau | | | | | | | | MOYENNES |
| | | Morts (=2) | 4 | 5 | 6 | 7 | 8 | 9 | 10 | |
| H | 28 | 2 | 9 | 5 | 9 | 1 | 2 | 0 | 0 | 5,07 |
| I | 32 | 5 | 7 | 7 | 11 | 2 | 0 | 0 | 0 | 4,78 |
| Pourcentage I par niveau | | 16% | 22% | 22% | 34% | 6% | 0% | 0% | 0% | |
| TOTAUX | 60 | 7 | 16 | 12 | 20 | 3 | 2 | 0 | 0 | 4,93 |
| Pourcentage global par niveau | | 12% | 27% | 20% | 33% | 5% | 3% | 0% | 0% | |

OYONNAX

Production avant
Génération H

17

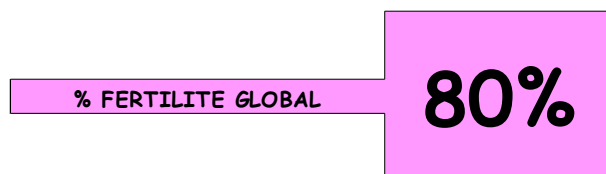
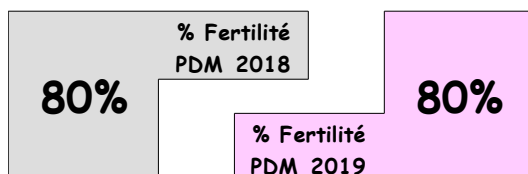
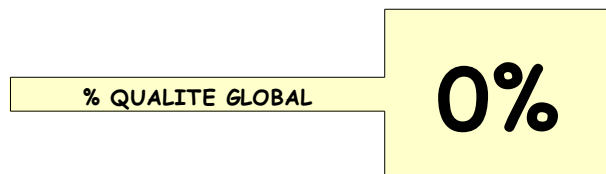

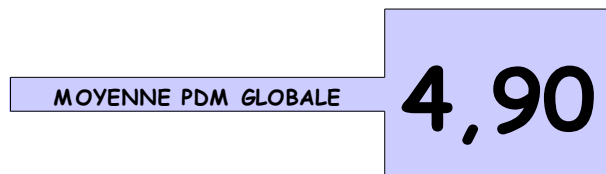
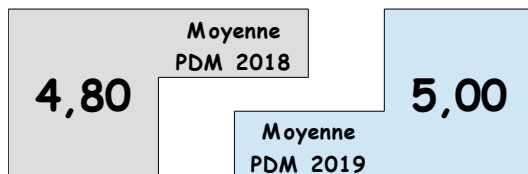
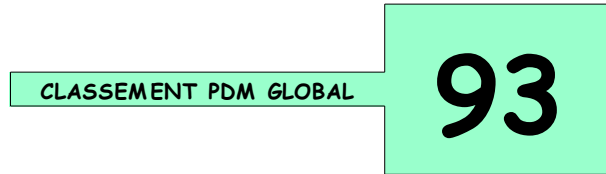


| MOYENNE DE PRODUCTION DEPUIS REFORME GENERATION H | | | | | | | | | | |
|---|------------|---------------------------------------|-----|-----|-----|----|----|----|----|----------|
| Génération | Naissances | Répartition des naissances par niveau | | | | | | | | MOYENNES |
| | | Morts (=2) | 4 | 5 | 6 | 7 | 8 | 9 | 10 | |
| H | 9 | 0 | 3 | 3 | 3 | 0 | 0 | 0 | 0 | 5,00 |
| I | 12 | 1 | 4 | 3 | 3 | 1 | 0 | 0 | 0 | 4,83 |
| Pourcentage I par niveau | | 8% | 33% | 25% | 25% | 8% | 0% | 0% | 0% | |
| TOTAUX | 21 | 1 | 7 | 6 | 6 | 1 | 0 | 0 | 0 | 4,92 |
| Pourcentage global par niveau | | 5% | 33% | 29% | 29% | 5% | 0% | 0% | 0% | |

LULO JOSSELYN

Production avant
Génération H

39



| MOYENNE DE PRODUCTION DEPUIS REFORME GENERATION H | | | | | | | | | | |
|---|------------|---------------------------------------|-----|----|-----|-----|----|----|----|----------|
| Génération | Naissances | Répartition des naissances par niveau | | | | | | | | MOYENNES |
| | | Morts (=2) | 4 | 5 | 6 | 7 | 8 | 9 | 10 | |
| H | 5 | 1 | 1 | 0 | 3 | 0 | 0 | 0 | 0 | 4,80 |
| I | 5 | 1 | 1 | 0 | 2 | 1 | 0 | 0 | 0 | 5,00 |
| Pourcentage I par niveau | | 20% | 20% | 0% | 40% | 20% | 0% | 0% | 0% | |
| TOTAUX | 10 | 2 | 2 | 0 | 5 | 1 | 0 | 0 | 0 | 4,90 |
| Pourcentage global par niveau | | 20% | 20% | 0% | 50% | 10% | 0% | 0% | 0% | |

NI HO PED D'OMBREE

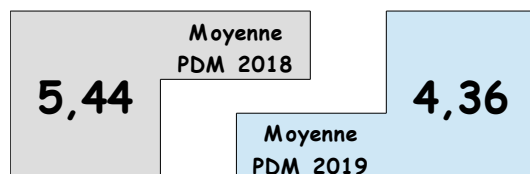
Production avant
Génération H

57




CLASSEMENT PDM GLOBAL

94



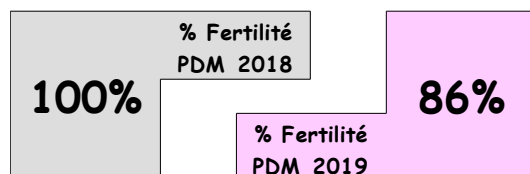
MOYENNE PDM GLOBALE

4,90



% QUALITE GLOBAL

3%



% FERTILITE GLOBAL

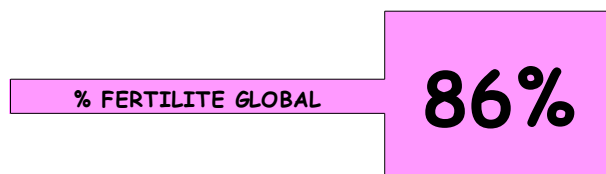
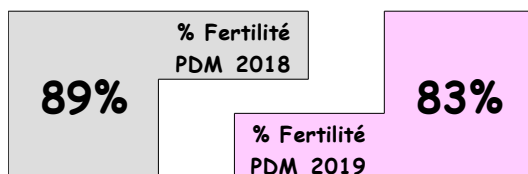
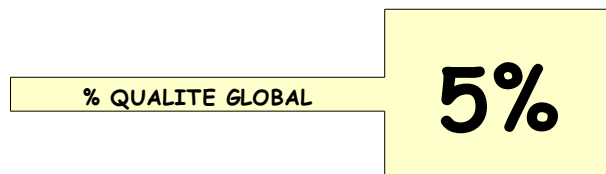

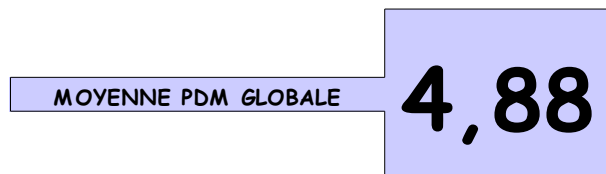
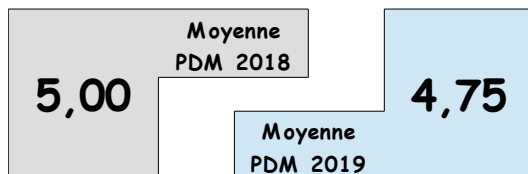
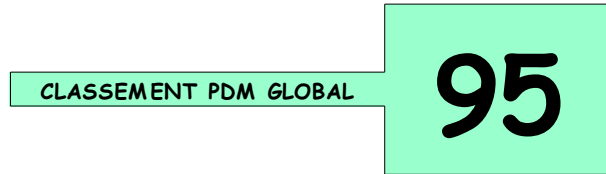
93%

| MOYENNE DE PRODUCTION DEPUIS REFORME GENERATION H | | | | | | | | | | |
|---|------------|---------------------------------------|-----|-----|-----|-----|----|----|----|----------|
| Génération | Naissances | Répartition des naissances par niveau | | | | | | | | MOYENNES |
| | | Morts (=2) | 4 | 5 | 6 | 7 | 8 | 9 | 10 | |
| H | 16 | 0 | 6 | 1 | 6 | 2 | 1 | 0 | 0 | 5,44 |
| I | 14 | 2 | 6 | 4 | 1 | 1 | 0 | 0 | 0 | 4,36 |
| Pourcentage I par niveau | | 14% | 43% | 29% | 7% | 7% | 0% | 0% | 0% | |
| TOTAUX | 30 | 2 | 12 | 5 | 7 | 3 | 1 | 0 | 0 | 4,90 |
| Pourcentage global par niveau | | 7% | 40% | 17% | 23% | 10% | 3% | 0% | 0% | |

MAGNIFICENT RODNEY

Production avant
Génération H

24

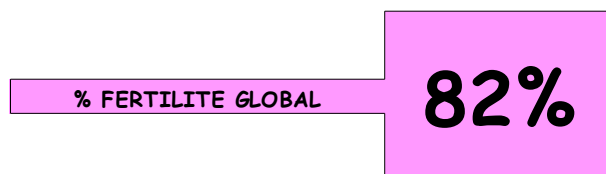
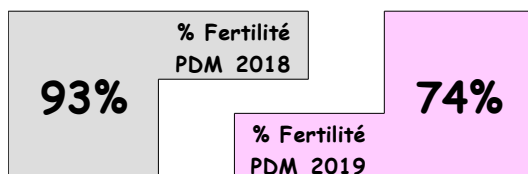
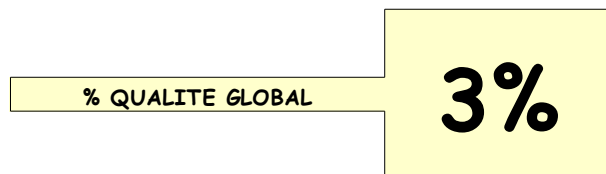

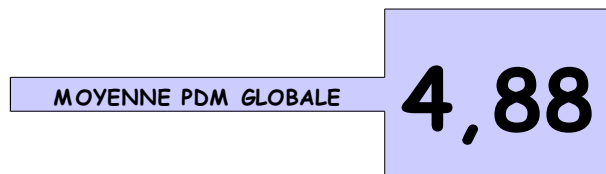
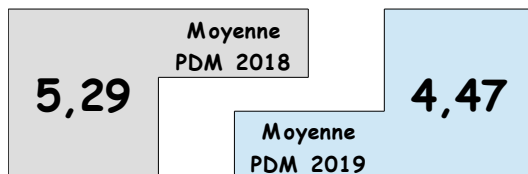
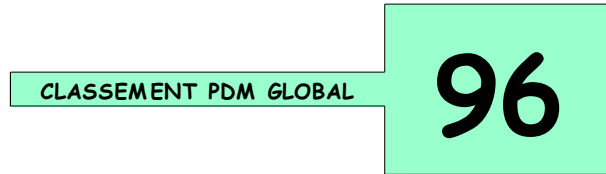


| MOYENNE DE PRODUCTION DEPUIS REFORME GENERATION H | | | | | | | | | | |
|---|------------|---------------------------------------|-----|-----|-----|----|----|----|----|----------|
| Génération | Naissances | Répartition des naissances par niveau | | | | | | | | MOYENNES |
| | | Morts (=2) | 4 | 5 | 6 | 7 | 8 | 9 | 10 | |
| H | 9 | 1 | 1 | 3 | 4 | 0 | 0 | 0 | 0 | 5,00 |
| I | 12 | 2 | 4 | 2 | 2 | 1 | 1 | 0 | 0 | 4,75 |
| Pourcentage I par niveau | | 17% | 33% | 17% | 17% | 8% | 8% | 0% | 0% | |
| TOTAUX | 21 | 3 | 5 | 5 | 6 | 1 | 1 | 0 | 0 | 4,88 |
| Pourcentage global par niveau | | 14% | 24% | 24% | 29% | 5% | 5% | 0% | 0% | |

SAXO DE VANDEL

Production avant
Génération H

9



| MOYENNE DE PRODUCTION DEPUIS REFORME GENERATION H | | | | | | | | | | |
|---|------------|---------------------------------------|-----|-----|-----|-----|----|----|----|-------------|
| Génération | Naissances | Répartition des naissances par niveau | | | | | | | | MOYENNES |
| | | Morts (=2) | 4 | 5 | 6 | 7 | 8 | 9 | 10 | |
| H | 14 | 1 | 3 | 4 | 2 | 4 | 0 | 0 | 0 | 5,29 |
| I | 19 | 5 | 4 | 3 | 6 | 0 | 1 | 0 | 0 | 4,47 |
| Pourcentage I par niveau | | 26% | 21% | 16% | 32% | 0% | 5% | 0% | 0% | |
| TOTAUX | 33 | 6 | 7 | 7 | 8 | 4 | 1 | 0 | 0 | 4,88 |
| Pourcentage global par niveau | | 18% | 21% | 21% | 24% | 12% | 3% | 0% | 0% | |

UNCARING


Production avant
Génération H

9




CLASSEMENT PDM GLOBAL

97



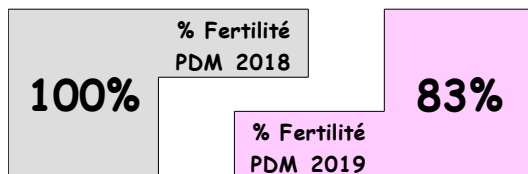
MOYENNE PDM GLOBALE

4,87



% QUALITE GLOBAL

5%



% FERTILITE GLOBAL

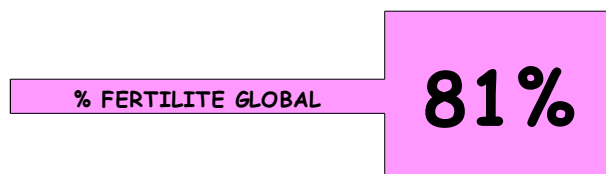
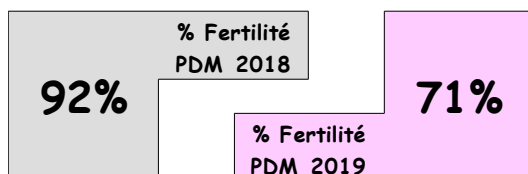
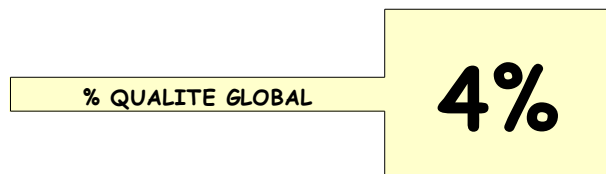

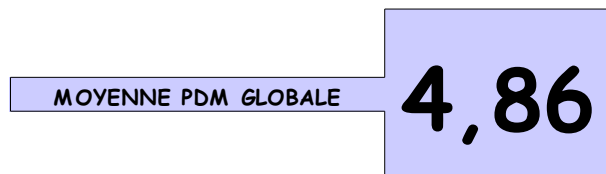
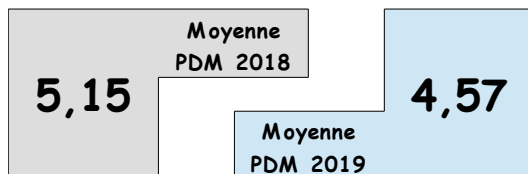
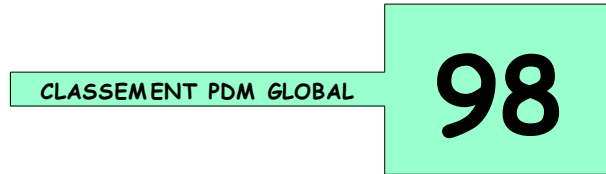
91%

| MOYENNE DE PRODUCTION DEPUIS REFORME GENERATION H | | | | | | | | | | |
|---|------------|---------------------------------------|-----|-----|-----|----|----|----|----|----------|
| Génération | Naissances | Répartition des naissances par niveau | | | | | | | | MOYENNES |
| | | Morts (=2) | 4 | 5 | 6 | 7 | 8 | 9 | 10 | |
| H | 10 | 0 | 3 | 4 | 0 | 2 | 1 | 0 | 0 | 5,40 |
| I | 12 | 2 | 5 | 2 | 3 | 0 | 0 | 0 | 0 | 4,33 |
| Pourcentage I par niveau | | 17% | 42% | 17% | 25% | 0% | 0% | 0% | 0% | |
| TOTAUX | 22 | 2 | 8 | 6 | 3 | 2 | 1 | 0 | 0 | 4,87 |
| Pourcentage global par niveau | | 9% | 36% | 27% | 14% | 9% | 5% | 0% | 0% | |

MON JEU DIAM

Production avant
Génération H

51


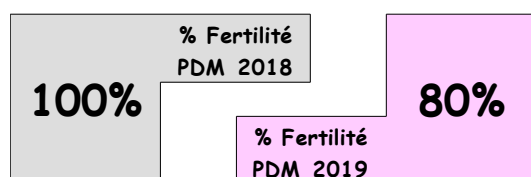

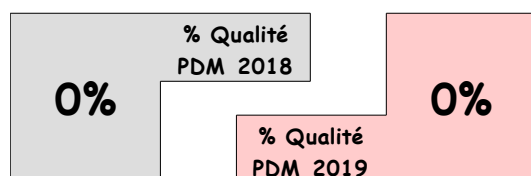
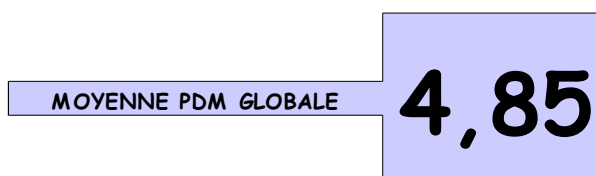
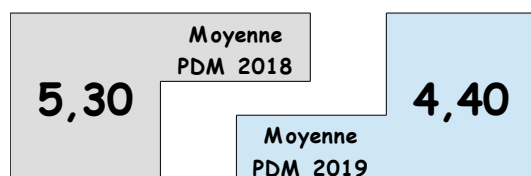
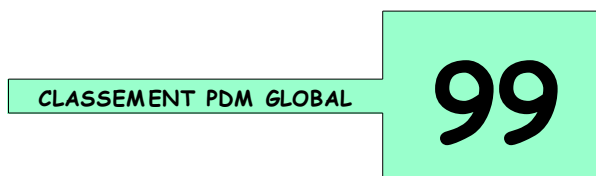


| MOYENNE DE PRODUCTION DEPUIS REFORME GENERATION H | | | | | | | | | | |
|---|------------|---------------------------------------|-----|-----|-----|-----|----|----|----|----------|
| Génération | Naissances | Répartition des naissances par niveau | | | | | | | | MOYENNES |
| | | Morts (=2) | 4 | 5 | 6 | 7 | 8 | 9 | 10 | |
| H | 13 | 1 | 5 | 1 | 3 | 2 | 1 | 0 | 0 | 5,15 |
| I | 14 | 4 | 2 | 2 | 4 | 2 | 0 | 0 | 0 | 4,57 |
| Pourcentage I par niveau | | 29% | 14% | 14% | 29% | 14% | 0% | 0% | 0% | |
| TOTAUX | 27 | 5 | 7 | 3 | 7 | 4 | 1 | 0 | 0 | 4,86 |
| Pourcentage global par niveau | | 19% | 26% | 11% | 26% | 15% | 4% | 0% | 0% | |

MILLENIUM WOOD

Production avant
Génération H

27

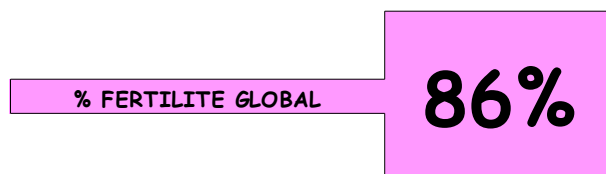
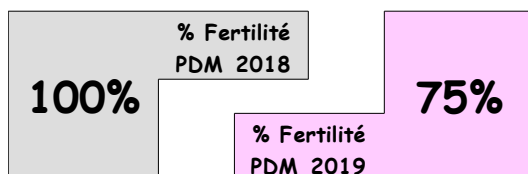
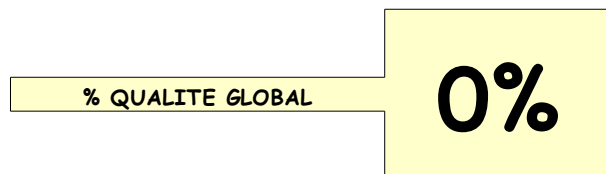

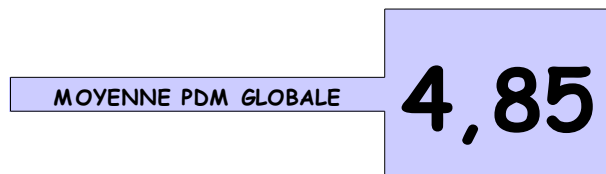
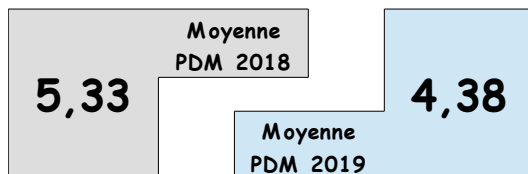
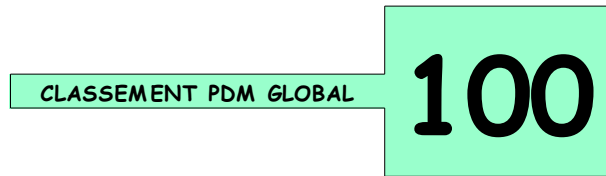


| MOYENNE DE PRODUCTION DEPUIS REFORME GENERATION H | | | | | | | | | | |
|---|------------|---------------------------------------|-----|-----|-----|-----|----|----|----|----------|
| Génération | Naissances | Répartition des naissances par niveau | | | | | | | | MOYENNES |
| | | Morts (=2) | 4 | 5 | 6 | 7 | 8 | 9 | 10 | |
| H | 10 | 0 | 4 | 1 | 3 | 2 | 0 | 0 | 0 | 5,30 |
| I | 10 | 2 | 3 | 2 | 3 | 0 | 0 | 0 | 0 | 4,40 |
| Pourcentage I par niveau | | 20% | 30% | 20% | 30% | 0% | 0% | 0% | 0% | |
| TOTAUX | 20 | 2 | 7 | 3 | 6 | 2 | 0 | 0 | 0 | 4,85 |
| Pourcentage global par niveau | | 10% | 35% | 15% | 30% | 10% | 0% | 0% | 0% | |

NOTRE HAUFOR

Production avant
Génération H

10



| MOYENNE DE PRODUCTION DEPUIS REFORME GENERATION H | | | | | | | | | | |
|---|------------|---------------------------------------|-----|-----|-----|----|----|----|----|----------|
| Génération | Naissances | Répartition des naissances par niveau | | | | | | | | MOYENNES |
| | | Morts (=2) | 4 | 5 | 6 | 7 | 8 | 9 | 10 | |
| H | 6 | 0 | 2 | 1 | 2 | 1 | 0 | 0 | 0 | 5,33 |
| I | 8 | 2 | 1 | 3 | 2 | 0 | 0 | 0 | 0 | 4,38 |
| Pourcentage I par niveau | | 25% | 13% | 38% | 25% | 0% | 0% | 0% | 0% | |
| TOTAUX | 14 | 2 | 3 | 4 | 4 | 1 | 0 | 0 | 0 | 4,85 |
| Pourcentage global par niveau | | 14% | 21% | 29% | 29% | 7% | 0% | 0% | 0% | |

