

Compal Confidential

PEW76 Schematics Document

AMD Danube

Champlain Processor with RS880M/SB820/Madison VGA

2010-06-07

LA5911P REV: 1.0



PCB
Part Number = DAZ0FQ00100



X76244BOL01
Part Number = X76244BOL01



X76244BOL03
Part Number = X76244BOL03



X76244BOL05
Part Number = X76244BOL05



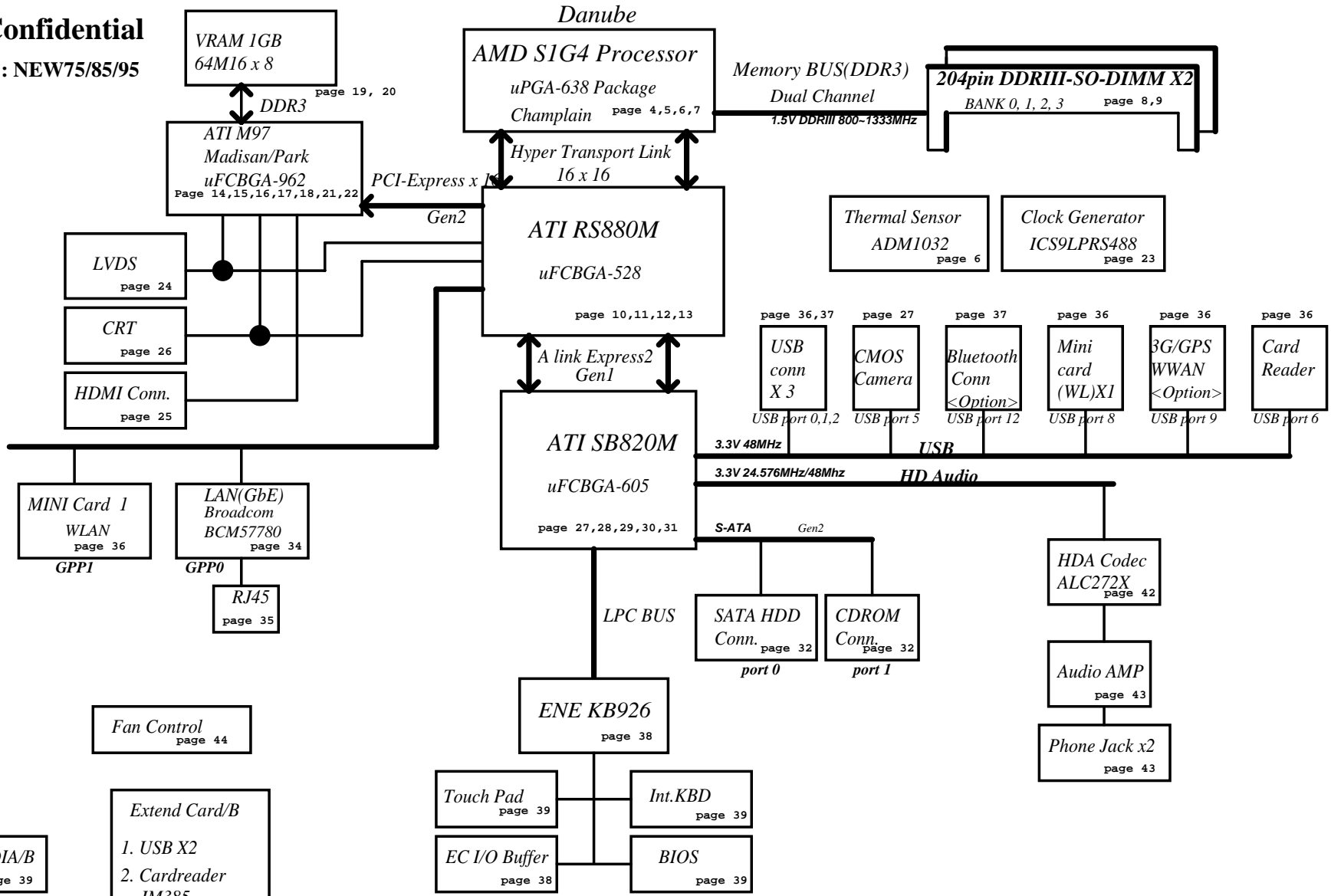
X76244BOL06
Part Number = X76244BOL06

1bios.ru

Security Classification	Compal Secret Data			Compal Electronics, Inc.	
Issued Date	2008/10/06	Deciphered Date	2010/03/12	Title	SCHEMATIC, MB A5911
THIS SHEET OF ENGINEERING DRAWING IS THE PROPRIETARY PROPERTY OF COMPAL ELECTRONICS, INC. AND CONTAINS CONFIDENTIAL AND TRADE SECRET INFORMATION. THIS SHEET MAY NOT BE TRANSFERRED FROM THE CUSTODY OF THE COMPETENT DIVISION OF R&D DEPARTMENT EXCEPT AS AUTHORIZED BY COMPAL ELECTRONICS, INC. NEITHER THIS SHEET NOR THE INFORMATION IT CONTAINS MAY BE USED BY OR DISCLOSED TO ANY THIRD PARTY WITHOUT PRIOR WRITTEN CONSENT OF COMPAL ELECTRONICS, INC.				Document Number	Rev D
				401827	
				Date: Tuesday, September 14, 2010	Sheet 1 of 55

Compal Confidential

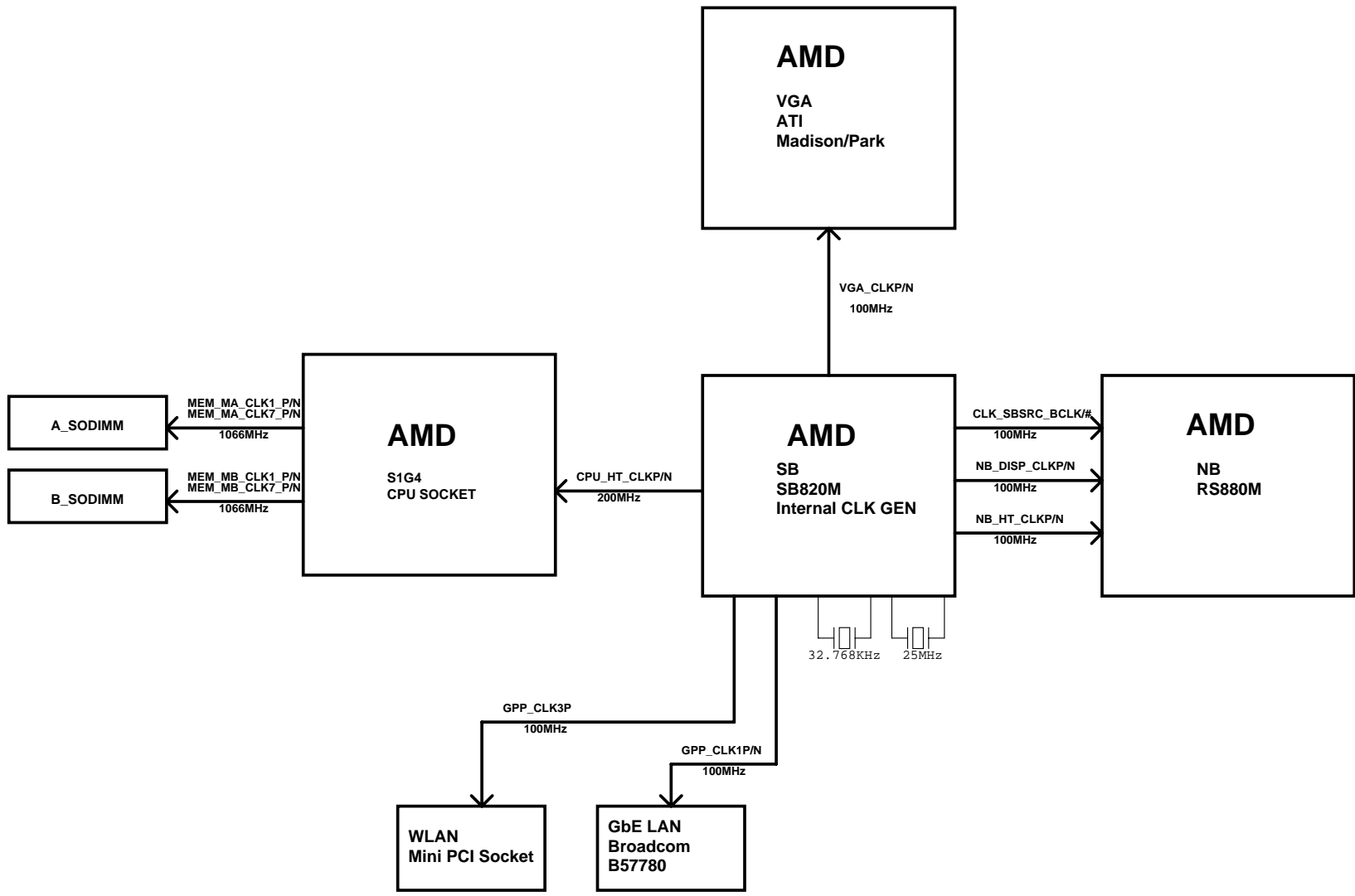
Model Name : NEW75/85/95



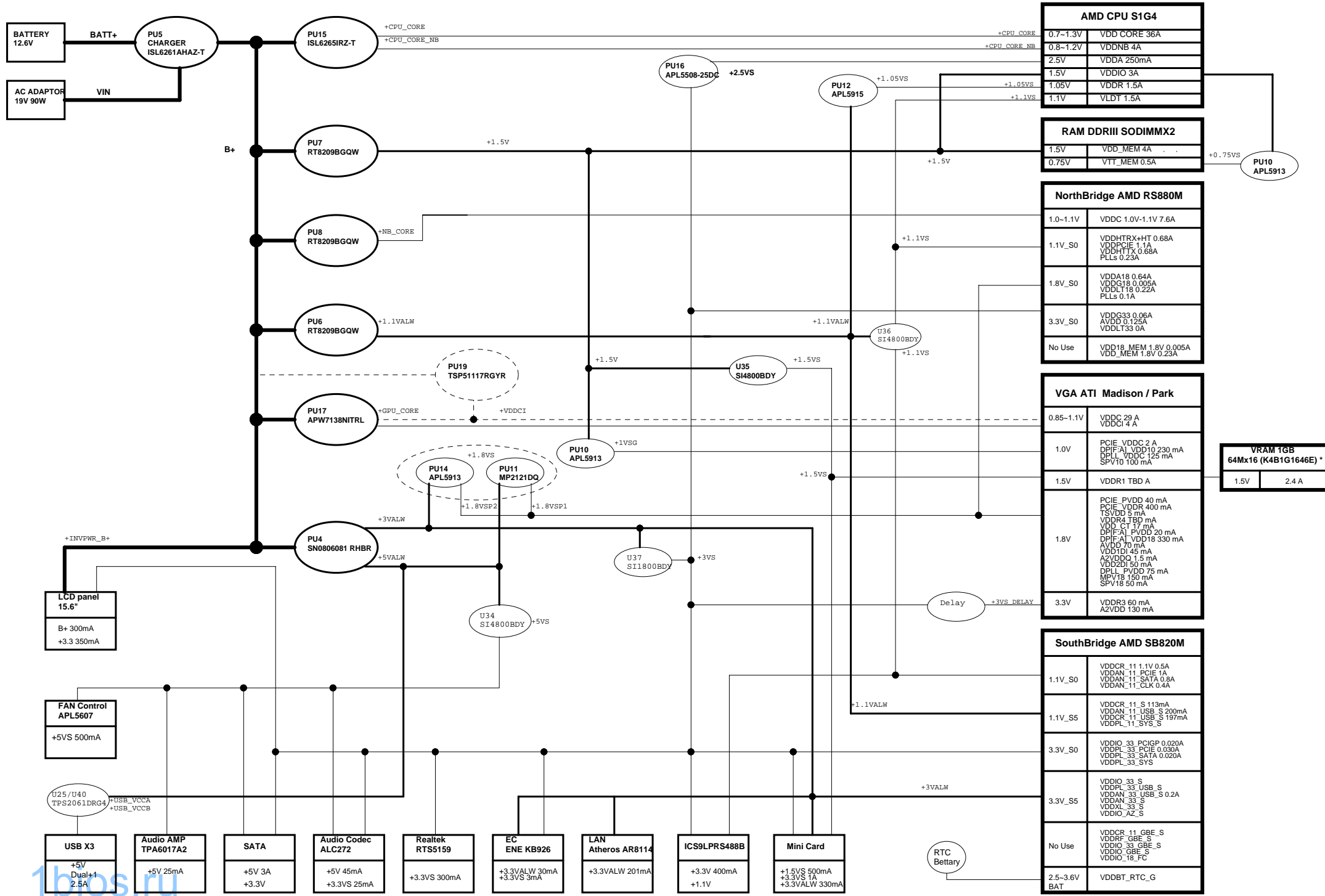
- LED page 40
- RTC CKT. page 26
- LID SW / MEDIA/B page 39
- Power On/Off CKT. page 41
- DC/DC Interface CKT. page 45
- Power Circuit page 46, 47, 48, 49, 50, 51, 52, 53, 54

- Fan Control page 44
- Extend Card/B
 - 1. USB X2
 - 2. Cardreader JM385

Security Classification	Compal Secret Data			Compal Electronics, Inc.		
Issued Date	2008/10/06	Deciphered Date	2009/10/06	Title	SCHEMATIC, MB A5911	
THIS SHEET OF ENGINEERING DRAWING IS THE PROPRIETARY PROPERTY OF COMPAL ELECTRONICS, INC. AND CONTAINS CONFIDENTIAL AND TRADE SECRET INFORMATION. THIS SHEET MAY NOT BE TRANSFERRED FROM THE CUSTODY OF THE COMPETENT DIVISION OF R&D DEPARTMENT EXCEPT AS AUTHORIZED BY COMPAL ELECTRONICS, INC. NEITHER THIS SHEET NOR THE INFORMATION IT CONTAINS MAY BE USED BY OR DISCLOSED TO ANY THIRD PARTY WITHOUT PRIOR WRITTEN CONSENT OF COMPAL ELECTRONICS, INC.				Document Number	401827	Rev D
Date: Tuesday, September 14, 2010				[Sheet 2 of 55]		



Security Classification	Compal Secret Data			Compal Electronics, Inc.		
Issued Date	2005/10/10	Deciphered Date	2010/03/12	Title	SCHEMATIC, MB A5911	
THIS SHEET OF ENGINEERING DRAWING IS THE PROPRIETARY PROPERTY OF COMPAL ELECTRONICS, INC. AND CONTAINS CONFIDENTIAL AND TRADE SECRET INFORMATION. THIS SHEET MAY NOT BE TRANSFERRED FROM THE CUSTODY OF THE COMPETENT DIVISION OF R&D DEPARTMENT EXCEPT AS AUTHORIZED BY COMPAL ELECTRONICS, INC. NEITHER THIS SHEET NOR THE INFORMATION IT CONTAINS MAY BE USED BY OR DISCLOSED TO ANY THIRD PARTY WITHOUT PRIOR WRITTEN CONSENT OF COMPAL ELECTRONICS, INC.				Size	Document Number	Rev
				Custom	401827	D
				Date:	Tuesday, September 14, 2010	Sheet 3 of 55



AMD CPU S1G4	
0.7-1.3V	VDD CORE 36A
0.8-1.2V	VDDNB 4A
2.5V	VDDA 250mA
1.5V	VDDIO 3A
1.05V	VDDR 1.5A
1.1V	VLDT 1.5A

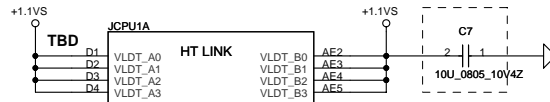
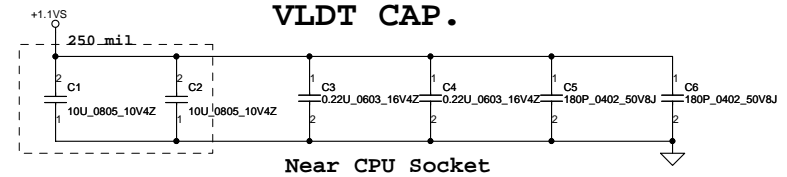
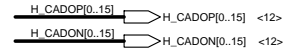
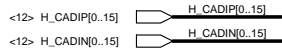
RAM DDRIII SODIMM2	
1.5V	VDD_MEM 4A
0.75V	VTT_MEM 0.5A

NorthBridge AMD RS880M	
1.0-1.1V	VDDC 1.0V-1.1V 7.6A
1.1V_S0	VDDHTRX+HT 0.68A VDDPOIE 1.1A VDDHTFX 0.68A PLLs 0.23A
1.8V_S0	VDDA18 0.64A VDDG18 0.005A VDDL18 0.22A PLLs 0.1A
3.3V_S0	VDDG33 0.06A AVDD 0.125A VDDL33 0A
No Use	VDD18_MEM 1.8V 0.005A VDD_MEM 1.8V 0.23A

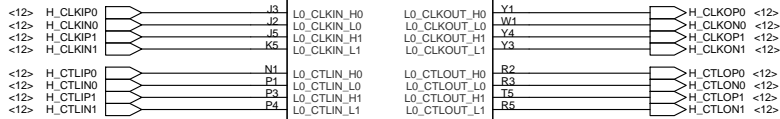
VGA ATI Madison / Park	
0.85-1.1V	VDDC 29 A VDDC 4 A
1.0V	PCIe VDDC 2 A DPFEA VDD10 230 mA DPLL VDDC 125 mA SPV10 100 mA
1.5V	VDDR1 TBD A
1.8V	PCIe PVDD 40 mA PCIe VDDR 400 mA TSVDD 5 mA VDDR4 TBD mA VDD C1 17 mA DPFEA PVDD 20 mA DPFEA VDD18 330 mA AVDD 70 mA VDD1D 45 mA AZVDDQ 1.5 mA VDD2D 50 mA DPLL PVDD 75 mA MPV18 150 mA SPV18 50 mA
3.3V	VDDR3 60 mA A2VDD 130 mA

SouthBridge AMD SB820M	
1.1V_S0	VDDCR_11_S 1.1V 0.5A VDDAN_11_PCIE 1A VDDAN_11_SATA 0.8A VDDAN_11_CLK 0.4A
1.1V_S5	VDDCR_11_S 113mA VDDAN_11_USB_S 200mA VDDCR_11_USB_S 197mA VDDL_11_SYS_S
3.3V_S0	VDDIO_33_PCIGP 0.020A VDDL_33_PCIE 0.030A VDDL_33_SATA 0.020A VDDL_33_SYS
3.3V_S5	VDDIO_33_S VDDL_33_USB_S VDDAN_33_USB_S 0.2A VDDAN_33_S VDDL_33_S VDDIO_AZ_S
No Use	VDDCR_11_GBE_S VDDRF_GBE_S VDDIO_33_GBE_S VDDIO_GBE_S VDDIO_18_FC
2.5-3.6V BAT	VDDBT_RTC_G

VRAM 1GB 64Mx16 (K4B1G164E)* 8	
1.5V	2.4 A



H_CADIP0	E3	L0_CADIN_H0	L0_CADOUT_H0	AD1	H_CADOP0
H_CADIN0	E2	L0_CADIN_L0	L0_CADOUT_L0	AC1	H_CADON0
H_CADIP1	F1	L0_CADIN_H1	L0_CADOUT_H1	AC2	H_CADOP1
H_CADIN1	F1	L0_CADIN_L1	L0_CADOUT_L1	AC3	H_CADON1
H_CADIP2	G3	L0_CADIN_H2	L0_CADOUT_H2	AB1	H_CADOP2
H_CADIN2	G2	L0_CADIN_L2	L0_CADOUT_L2	AA1	H_CADON2
H_CADIP3	G1	L0_CADIN_H3	L0_CADOUT_H3	AA2	H_CADOP3
H_CADIN3	H1	L0_CADIN_L3	L0_CADOUT_L3	AA3	H_CADON3
H_CADIP4	H1	L0_CADIN_H4	L0_CADOUT_H4	W2	H_CADOP4
H_CADIN4	K1	L0_CADIN_L4	L0_CADOUT_L4	W3	H_CADON4
H_CADIP5	L3	L0_CADIN_H5	L0_CADOUT_H5	V1	H_CADOP5
H_CADIN5	L2	L0_CADIN_L5	L0_CADOUT_L5	L11	H_CADON5
H_CADIP6	L4	L0_CADIN_H6	L0_CADOUT_H6	L12	H_CADOP6
H_CADIN6	M1	L0_CADIN_L6	L0_CADOUT_L6	L13	H_CADON6
H_CADIP7	N3	L0_CADIN_H7	L0_CADOUT_H7	T1	H_CADOP7
H_CADIN7	N2	L0_CADIN_L7	L0_CADOUT_L7	R1	H_CADON7
H_CADIP8	E5	L0_CADIN_H8	L0_CADOUT_H8	AD4	H_CADOP8
H_CADIN8	F5	L0_CADIN_L8	L0_CADOUT_L8	AD3	H_CADON8
H_CADIP9	F3	L0_CADIN_H9	L0_CADOUT_H9	AD5	H_CADOP9
H_CADIN9	F4	L0_CADIN_L9	L0_CADOUT_L9	AC5	H_CADON9
H_CADIP10	G5	L0_CADIN_H10	L0_CADOUT_H10	AB4	H_CADOP10
H_CADIN10	H5	L0_CADIN_L10	L0_CADOUT_L10	AB3	H_CADON10
H_CADIP11	H3	L0_CADIN_H11	L0_CADOUT_H11	AB5	H_CADOP11
H_CADIN11	H4	L0_CADIN_L11	L0_CADOUT_L11	AA5	H_CADON11
H_CADIP12	K3	L0_CADIN_H12	L0_CADOUT_H12	Y5	H_CADOP12
H_CADIN12	K4	L0_CADIN_L12	L0_CADOUT_L12	Y5	H_CADON12
H_CADIP13	L5	L0_CADIN_H13	L0_CADOUT_H13	W5	H_CADOP13
H_CADIN13	M5	L0_CADIN_L13	L0_CADOUT_L13	V4	H_CADON13
H_CADIP14	M3	L0_CADIN_H14	L0_CADOUT_H14	V3	H_CADOP14
H_CADIN14	M4	L0_CADIN_L14	L0_CADOUT_L14	V5	H_CADON14
H_CADIP15	N5	L0_CADIN_H15	L0_CADOUT_H15	U5	H_CADOP15
H_CADIN15	P5	L0_CADIN_L15	L0_CADOUT_L15	T4	H_CADON15
				T3	H_CADON15


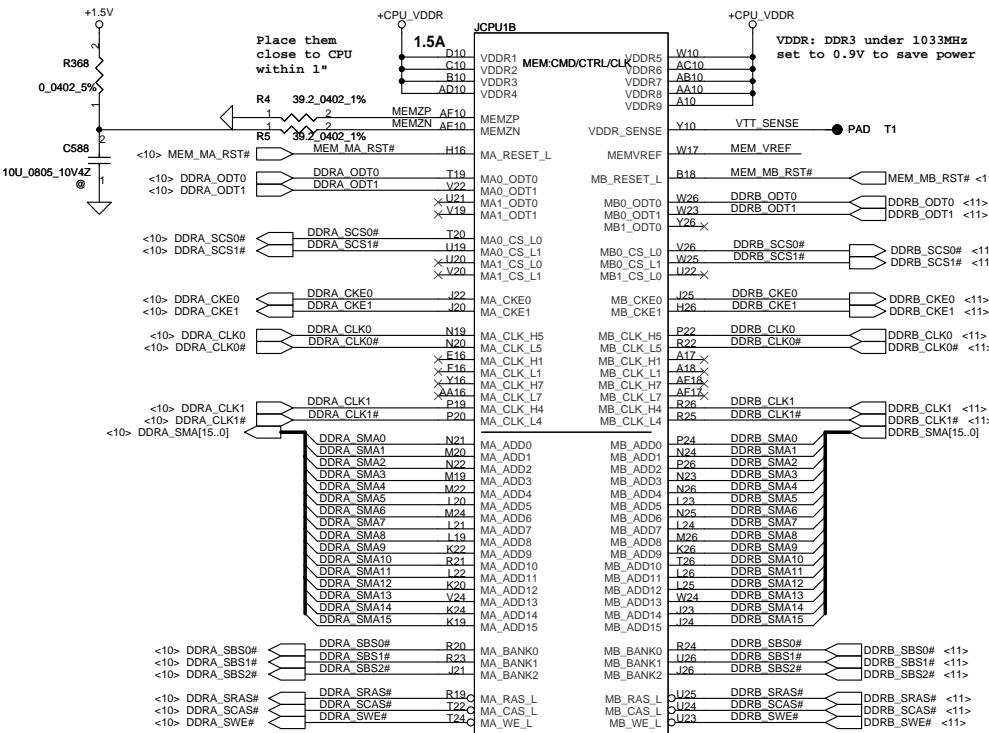
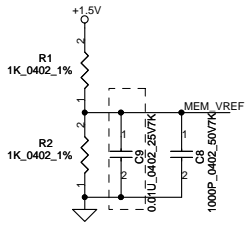


FOX_P26382A-2845-41F_Champlian
CONN®

1bios.ru

Security Classification	Compal Secret Data			Compal Electronics, Inc.		
Issued Date	2008/10/06	Deciphered Date	2010/03/12	Title		
THIS SHEET OF ENGINEERING DRAWING IS THE PROPRIETARY PROPERTY OF COMPAL ELECTRONICS, INC. AND CONTAINS CONFIDENTIAL AND TRADE SECRET INFORMATION. THIS SHEET MAY NOT BE TRANSFERRED FROM THE CUSTODY OF THE COMPETENT DIVISION OF R&D DEPARTMENT EXCEPT AS AUTHORIZED BY COMPAL ELECTRONICS, INC. NEITHER THIS SHEET NOR THE INFORMATION IT CONTAINS MAY BE USED BY OR DISCLOSED TO ANY THIRD PARTY WITHOUT PRIOR WRITTEN CONSENT OF COMPAL ELECTRONICS, INC.				Document Number	Rev D	
				Custom	401827	
				Date:	Tuesday, September 14, 2010 [Sheet 6 of 55]	

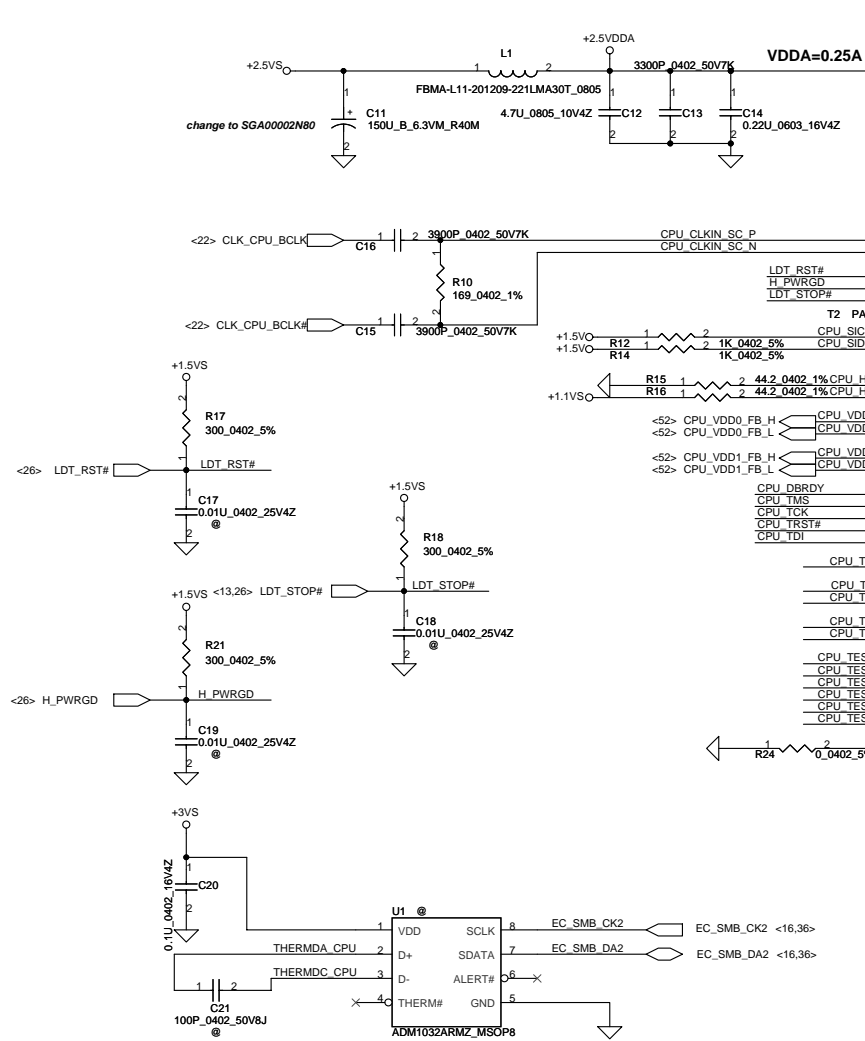
Processor DDR3 Memory Interface



1bios.ru

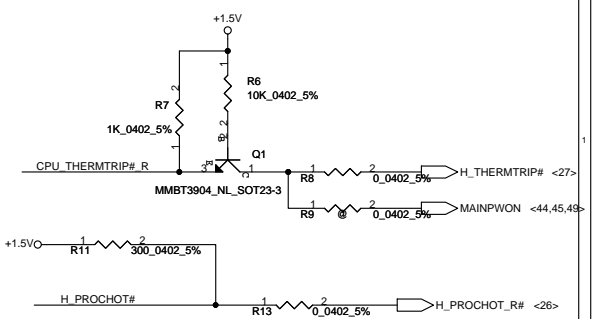
Security Classification	Compal Secret Data			Compal Electronics, Inc.		
Issued Date	2008/10/06	Deciphered Date	2010/03/12	Title		
THIS SHEET OF ENGINEERING DRAWING IS THE PROPRIETARY PROPERTY OF COMPAL ELECTRONICS, INC. AND CONTAINS CONFIDENTIAL AND TRADE SECRET INFORMATION. THIS SHEET MAY NOT BE TRANSFERRED FROM THE CUSTODY OF THE COMPANY OR REPRODUCED OR DISCLOSED TO ANY THIRD PARTY WITHOUT PRIOR WRITTEN CONSENT OF COMPAL ELECTRONICS, INC.				Document Number		
				401827		
				Date: Tuesday, September 14, 2010		
				Sheet 7 of 55		

SCHEMATIC, MB A5911

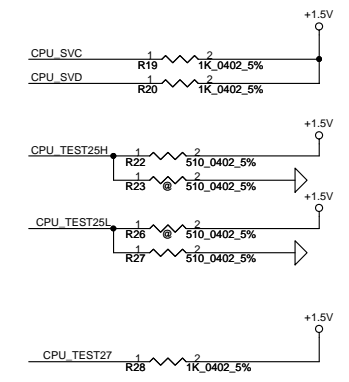
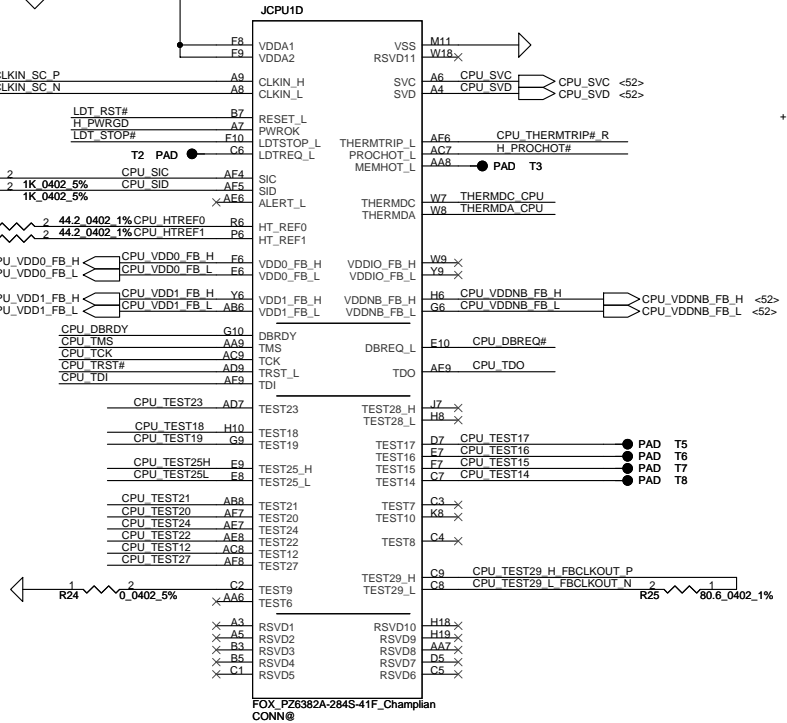


Champlain: C1E
 C1E: LDT_REQ# no connect
 CLMC: LDT_REQ# connect to NB

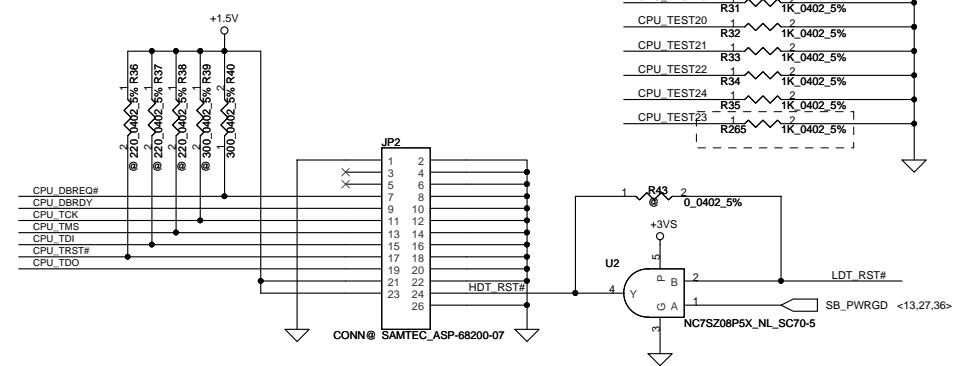
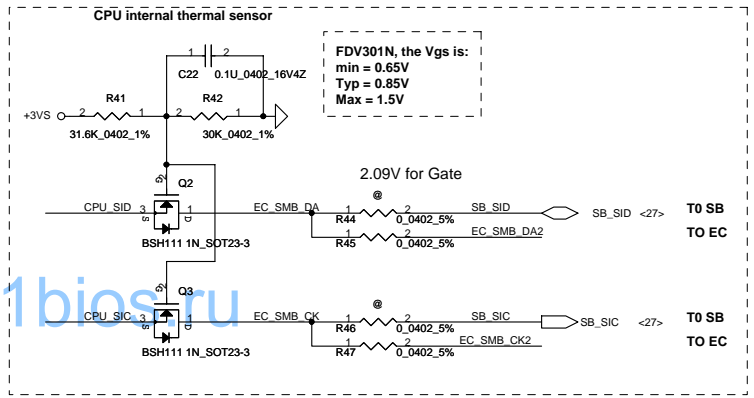

LDT_RES# / MEMHOT#
 no support in S1g4



PROCHOT:
 Input: For HTC Function
 Output: Over Temperature Condition

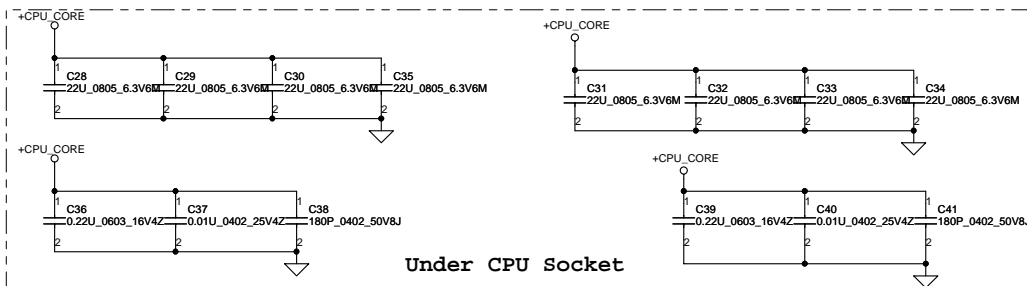
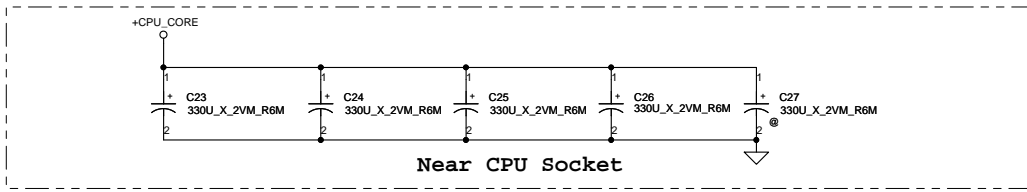


For SCAN connect use

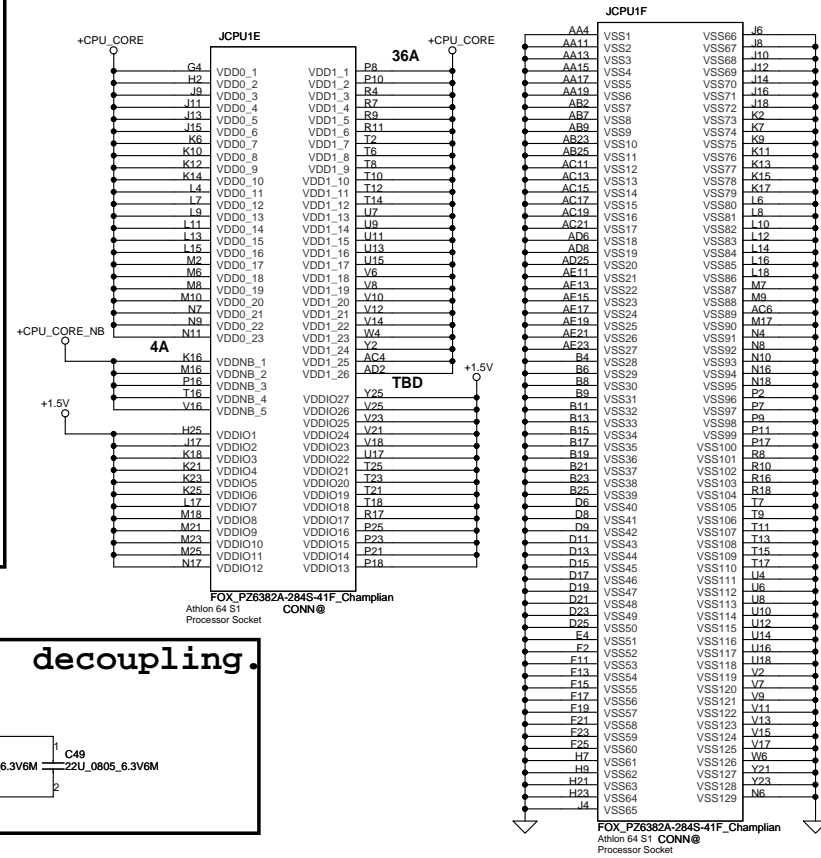
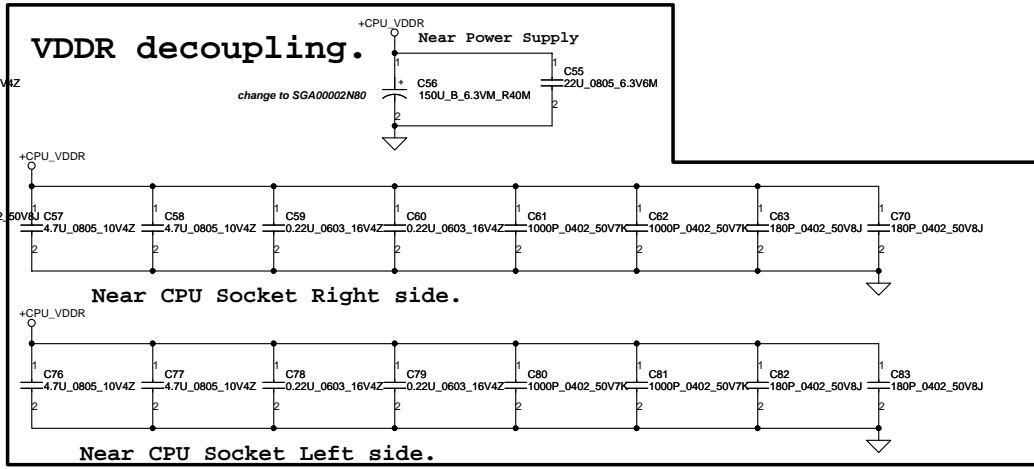
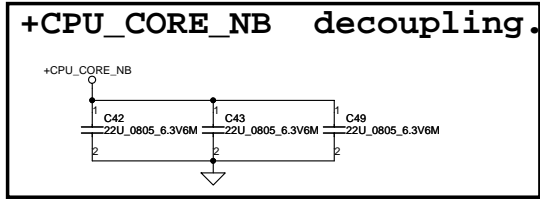
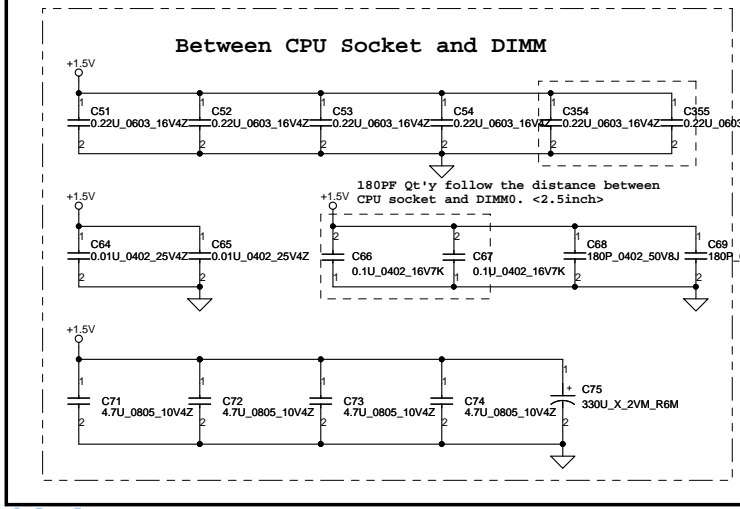
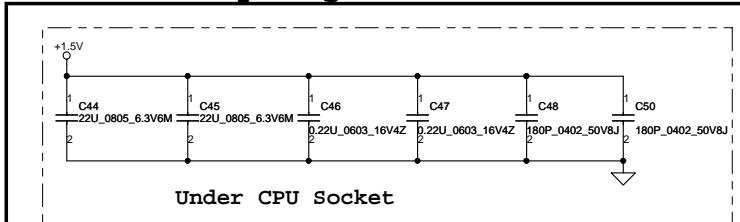


Security Classification		Compal Secret Data		Title	
Issued Date	2008/10/06	Deciphered Date	2010/03/12	Compal Electronics, Inc.	
THIS SHEET OF ENGINEERING DRAWING IS THE PROPRIETARY PROPERTY OF COMPAL ELECTRONICS, INC. AND CONTAINS CONFIDENTIAL AND TRADE SECRET INFORMATION. THIS SHEET MAY NOT BE TRANSFERRED FROM THE CUSTODY OF THE COMPETENT DIVISION OF R&D DEPARTMENT EXCEPT AS AUTHORIZED BY COMPAL ELECTRONICS, INC. NEITHER THIS SHEET NOR THE INFORMATION IT CONTAINS MAY BE USED BY OR DISCLOSED TO ANY THIRD PARTY WITHOUT PRIOR WRITTEN CONSENT OF COMPAL ELECTRONICS, INC.				Document Number	Rev D
				401827	
				Date: Tuesday, September 14, 2010	Sheet 8 of 55

VDD(+CPU_CORE) decoupling.




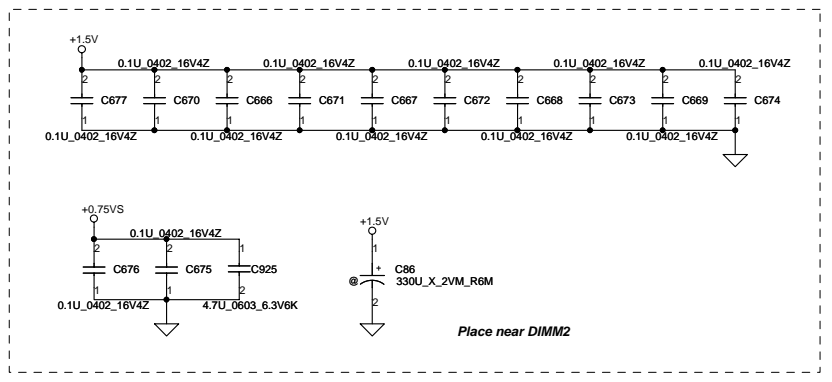
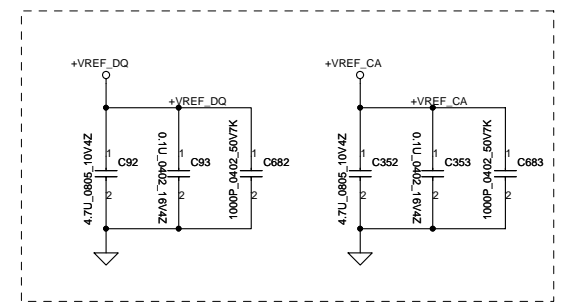
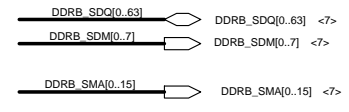
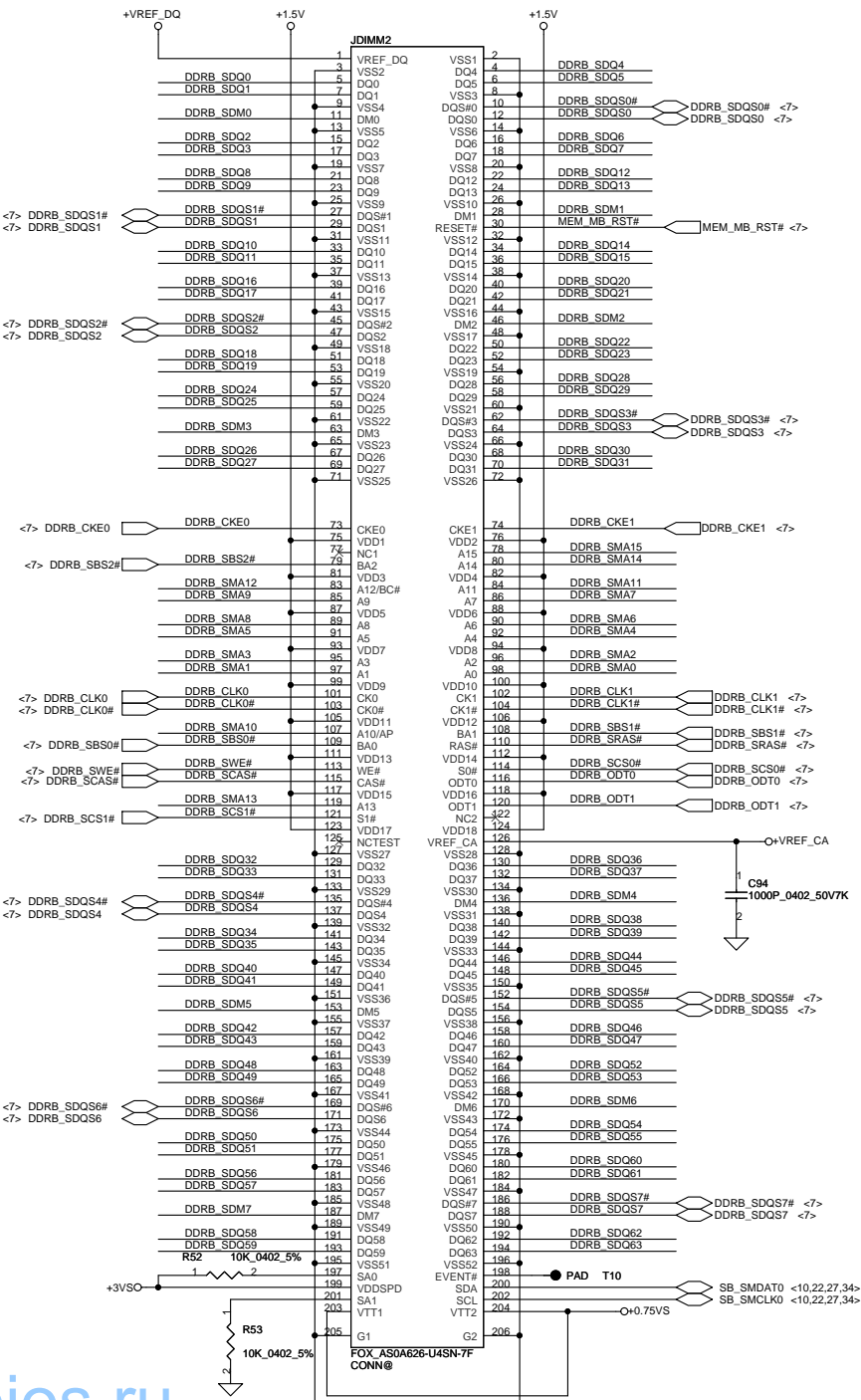
VDDIO decoupling.



1bios.ru

Security Classification	Compal Secret Data			Title	
Issued Date	2008/10/06	Deciphered Date	2010/03/12	Compal Electronics, Inc.	
THIS SHEET OF ENGINEERING DRAWING IS THE PROPRIETARY PROPERTY OF COMPAL ELECTRONICS, INC. AND CONTAINS CONFIDENTIAL AND TRADE SECRET INFORMATION. THIS SHEET MAY NOT BE TRANSFERRED FROM THE CUSTODY OF THE COMPETENT DIVISION OF R&D DEPARTMENT EXCEPT AS AUTHORIZED BY COMPAL ELECTRONICS, INC. NEITHER THIS SHEET NOR THE INFORMATION IT CONTAINS MAY BE USED BY OR DISCLOSED TO ANY THIRD PARTY WITHOUT PRIOR WRITTEN CONSENT OF COMPAL ELECTRONICS, INC.				Document Number	Rev D
				401827	
				Date: Tuesday, September 14, 2010	Sheet 9 of 55





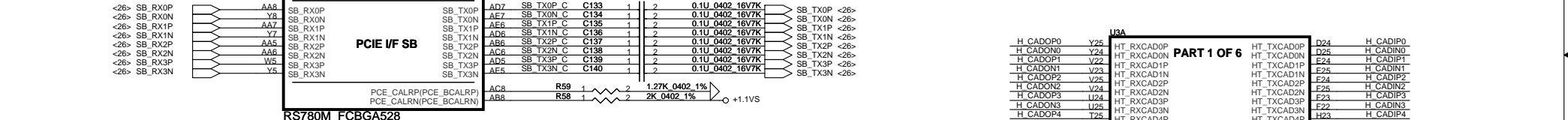
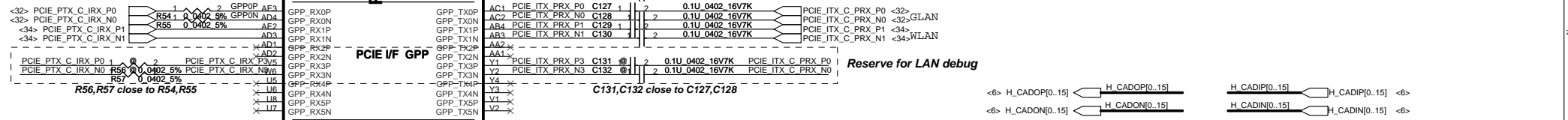
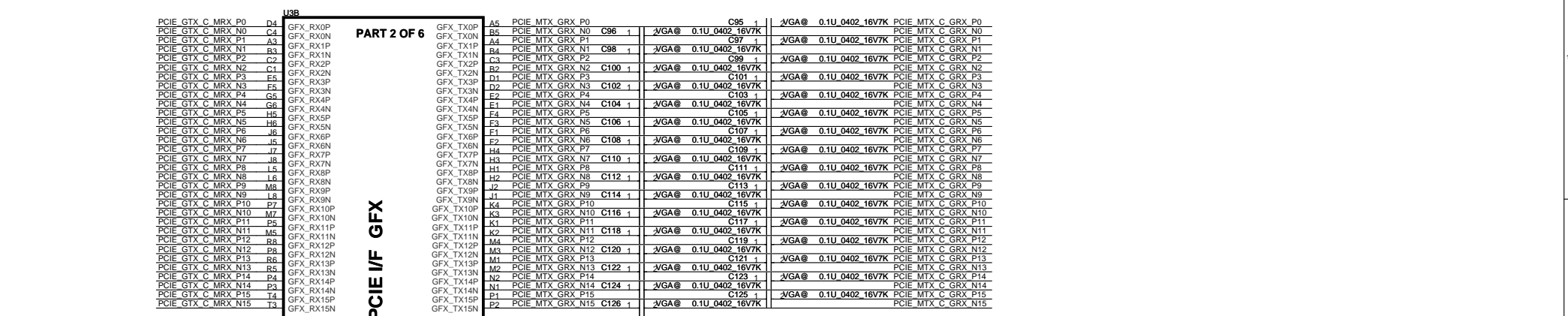
1bios.ru

DIMM_B STD H:4mm
 <Address: 01>

Security Classification	Compal Secret Data			Compal Electronics, Inc.	
Issued Date	2008/10/06	Deciphered Date	2010/03/12	Title	SCHEMATIC, MB A5911
THIS SHEET OF ENGINEERING DRAWING IS THE PROPRIETARY PROPERTY OF COMPAL ELECTRONICS, INC. AND CONTAINS CONFIDENTIAL AND TRADE SECRET INFORMATION. THIS SHEET MAY NOT BE TRANSFERRED FROM THE CUSTODY OF THE COMPETENT DIVISION OF R&D DEPARTMENT EXCEPT AS AUTHORIZED BY COMPAL ELECTRONICS, INC. NEITHER THIS SHEET NOR THE INFORMATION IT CONTAINS MAY BE USED BY OR DISCLOSED TO ANY THIRD PARTY WITHOUT PRIOR WRITTEN CONSENT OF COMPAL ELECTRONICS, INC.					
Rev	Document Number	Date	Sheet	of	55
D	401827	Tuesday, September 14, 2010	11		

<15> PCIE GTX_C_MRX_P[0..15] PCIE GTX_C_MRX_P[0..15]
 <15> PCIE GTX_C_MRX_N[0..15] PCIE GTX_C_MRX_N[0..15]

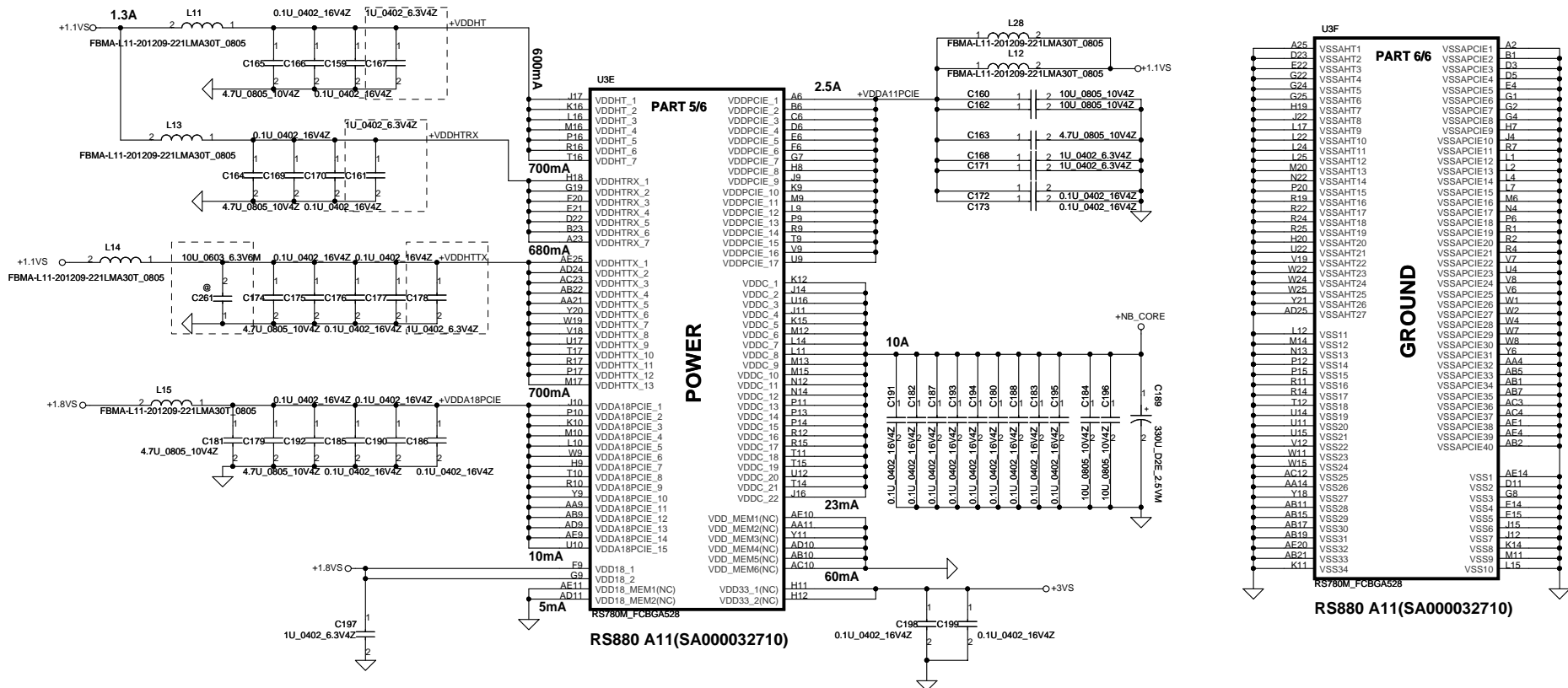
PCIE_MTX_C_GRX_P[0..15] PCIE_MTX_C_GRX_P[0..15] <15>
 PCIE_MTX_C_GRX_N[0..15] PCIE_MTX_C_GRX_N[0..15] <15>



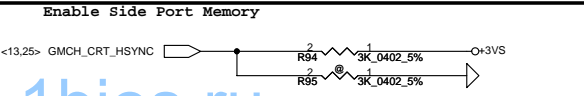
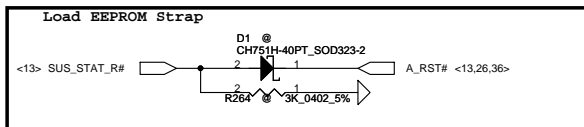
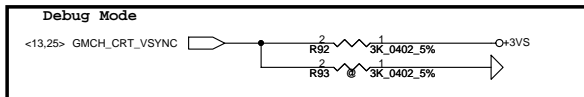
RS780M_FCBGA528
 RS880 A11(SA000032710)
 0718 Place within 1" layout 1:2

1bios.ru

Security Classification	Compal Secret Data			Title	
Issued Date	2008/10/06	Deciphered Date	2010/03/12	Compal Electronics, Inc.	
THIS SHEET OF ENGINEERING DRAWING IS THE PROPRIETARY PROPERTY OF COMPAL ELECTRONICS, INC. AND CONTAINS CONFIDENTIAL AND TRADE SECRET INFORMATION. THIS SHEET MAY NOT BE TRANSFERRED FROM THE CUSTODY OF THE COMPETENT DIVISION OF R&D DEPARTMENT EXCEPT AS AUTHORIZED BY COMPAL ELECTRONICS, INC. NEITHER THIS SHEET NOR THE INFORMATION IT CONTAINS MAY BE USED BY OR DISCLOSED TO ANY THIRD PARTY WITHOUT PRIOR WRITTEN CONSENT OF COMPAL ELECTRONICS, INC.					
Document Number	401827		Date:	Tuesday, September 14, 2010	Sheet 12 of 55



Side port and Strap setting



DFT_GPIO5:STRAP_DEBUG_BUS_GPIO_ENABLE#

Enables the Test Debug Bus using GPIO. (VSYNC)

1 : Disable
0 : Enable

DFT_GPIO1: LOAD_EEPROM_STRAPS

Selects Loading of STRAPS from EPROM

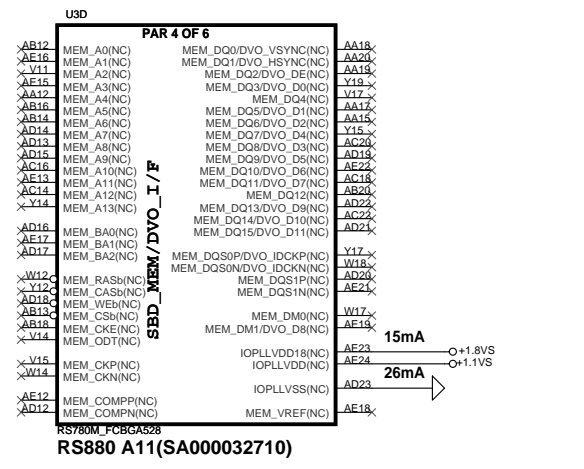
1 : Bypass the loading of EEPROM straps and use Hardware Default Values
0 : I2C Master can load strap values from EEPROM if connected, or use default values if not connected

Enable Side Port Memory

RS880: HSYNC# Register Readback of strap:

0: Enable
1: Disable


NB_CLKCFG:CLK_TOP_SPARE[D1]



Security Classification	Compal Secret Data		Title	
Issued Date	2008/10/06	Deciphered Date	2010/03/12	Compal Electronics, Inc.
SCHEMATIC, MB A5911				
THIS SHEET OF ENGINEERING DRAWING IS THE PROPRIETARY PROPERTY OF COMPAL ELECTRONICS, INC. AND CONTAINS CONFIDENTIAL AND TRADE SECRET INFORMATION. THIS SHEET MAY NOT BE TRANSFERRED FROM THE CUSTODY OF THE COMPETENT DIVISION OF COMPAL ELECTRONICS, INC. DEPARTMENT EXCEPT AS AUTHORIZED BY COMPAL ELECTRONICS, INC. NEITHER THIS SHEET NOR THE INFORMATION IT CONTAINS MAY BE USED BY OR DISCLOSED TO ANY THIRD PARTY WITHOUT PRIOR WRITTEN CONSENT OF COMPAL ELECTRONICS, INC.				
Document Number	401827			Rev D
Date:	Tuesday, September 14, 2010	Sheet	14 of 55	

<12> PCIE GTX_C_MRX_P[0..15] <PCIE GTX_C_MRX_P[0..15]>
 <12> PCIE GTX_C_MRX_N[0..15] <PCIE GTX_C_MRX_N[0..15]>
 PCIE_MTX_C_GRX_P[0..15] <PCIE_MTX_C_GRX_P[0..15]>
 PCIE_MTX_C_GRX_N[0..15] <PCIE_MTX_C_GRX_N[0..15]>


GFX PCIE LANE REVERSAL



1bios.ru

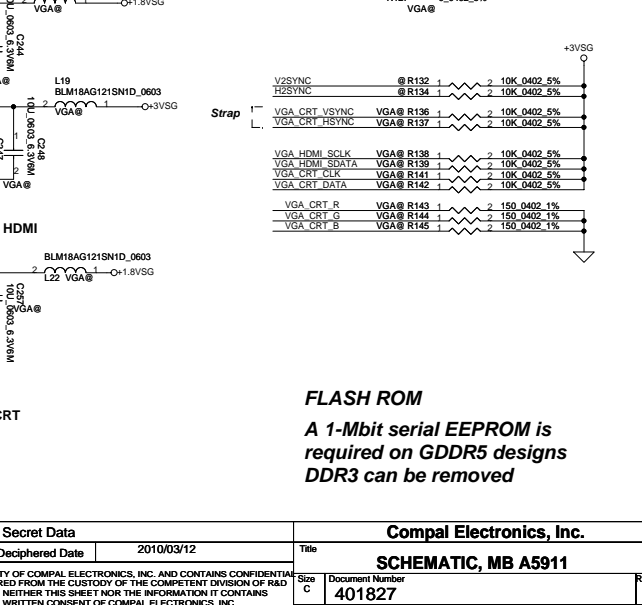
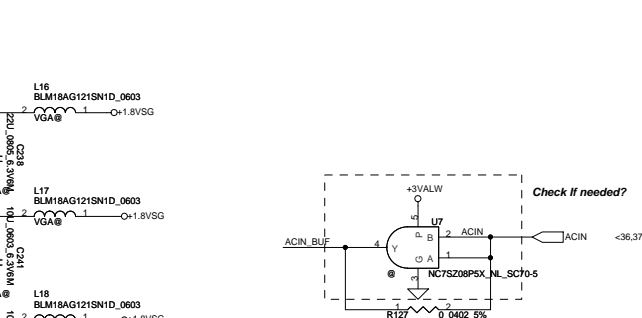
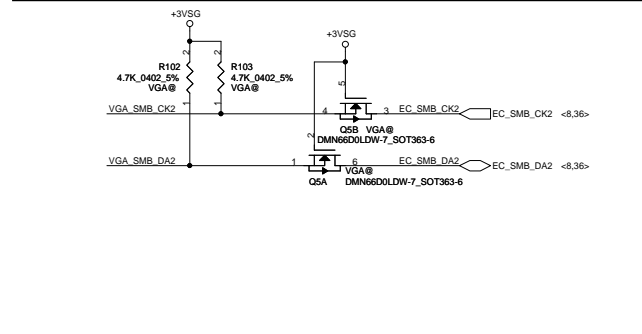
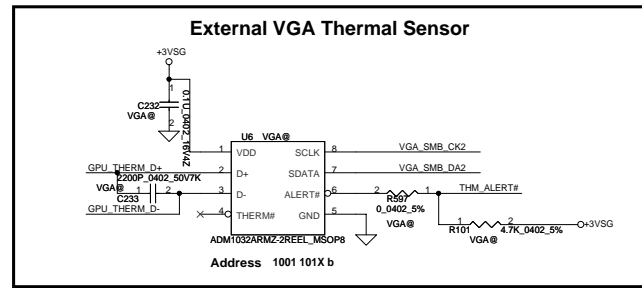
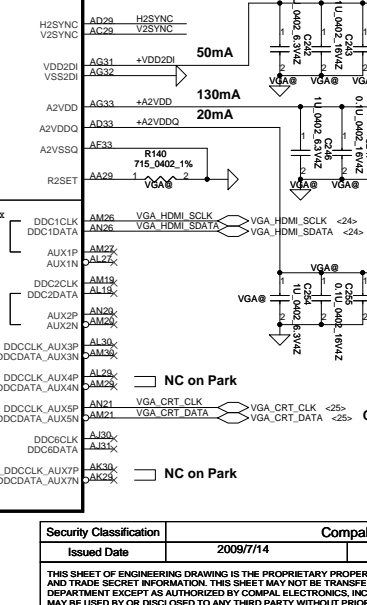
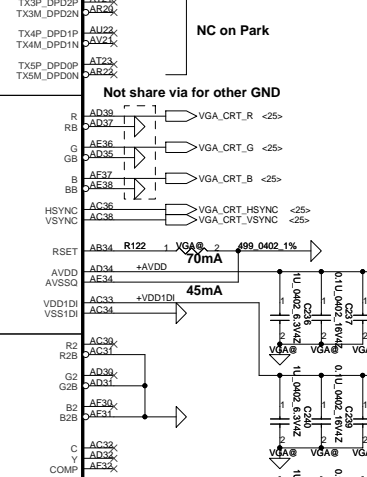
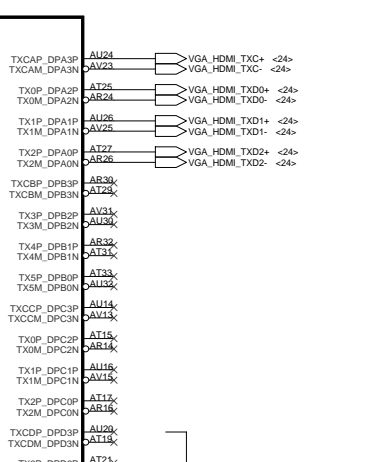
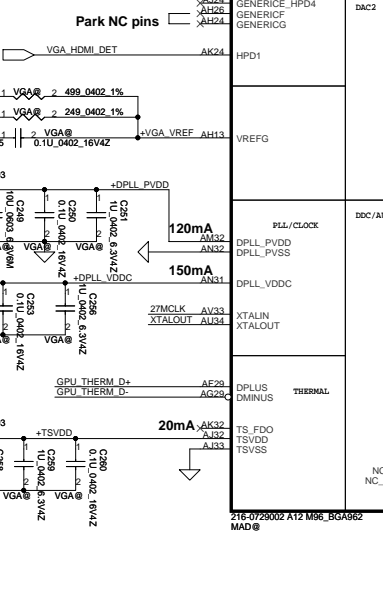
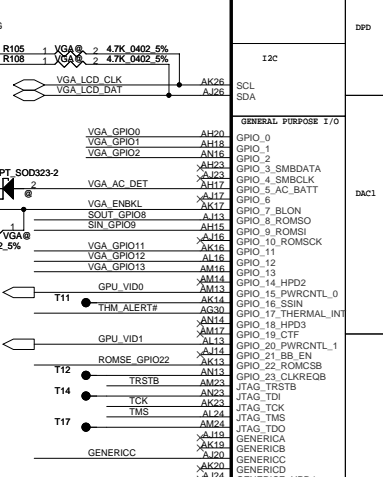
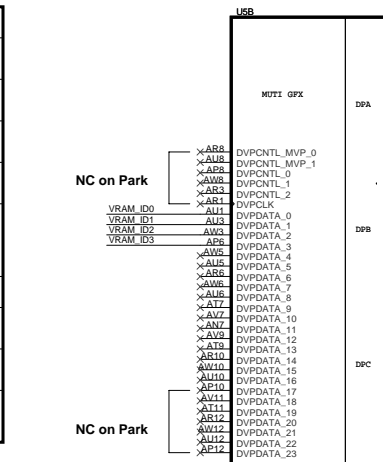
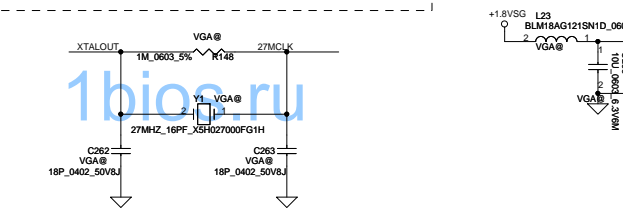
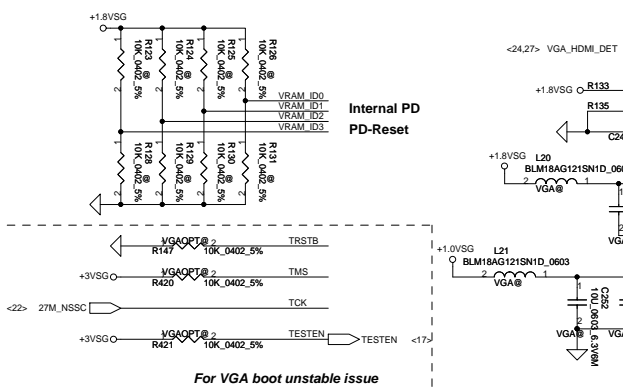
Security Classification		Compal Secret Data		Title	
Issued Date	2009/7/14	Deciphered Date	2010/03/12	Compal Electronics, Inc.	
THIS SHEET OF ENGINEERING DRAWING IS THE PROPRIETARY PROPERTY OF COMPAL ELECTRONICS, INC. AND CONTAINS CONFIDENTIAL AND TRADE SECRET INFORMATION. THIS SHEET MAY NOT BE TRANSFERRED FROM THE CUSTODY OF THE COMPETENT DIVISION OF R&D DEPARTMENT EXCEPT AS AUTHORIZED BY COMPAL ELECTRONICS, INC. NEITHER THIS SHEET NOR THE INFORMATION IT CONTAINS MAY BE USED BY OR DISCLOSED TO ANY THIRD PARTY WITHOUT PRIOR WRITTEN CONSENT OF COMPAL ELECTRONICS, INC.				Rev	D
				Document Number	401827
				Date:	Tuesday, September 14, 2010
				Sheet	15 of 55

Strap Name		Pin Straps description <-all internal PD>	Setting
VIP_DEVICE_EN	V2SYNC	VIP Device Strap Enable indicates to the software driver 0: Driver would ignore the value sampled on VHAD_0 during reset 1: VHAD_0 to determine whether or not a VIP slave device	0
VGA_DIS	GPIO9	VGA Disable determines 0: VGA Controller capacity enabled 1: The device will not be recognized as the system's VGA controller	0
TX_PWRS_ENB	GPIO0	Transmitter Power Saving Enable 0: 50% Tx output swing for mobile mode 1: full Tx output swing (Default setting for Desktop)	1
TX_DEEMPH_EN	GPIO1	PCI Express Transmitter De-emphasis Enable 0: Tx de-emphasis disabled for mobile mode 1: Tx de-emphasis enabled (Default setting for desktop)	1
CONFIG[2] CONFIG[1] CONFIG[0]	GPIO13 GPIO12 GPIO11	GPIO13,12,11 (config 2,1,0): a) If BIOS_ROM_EN = 1, then Config[2:0] defines the ROM type. b) If BIOS_ROM_EN = 0, then Config[2:0] defines the primary memory aperture size. memory apertures CONFIG[3:0] 128 MB 000 256 MB 001 64 MB 010	001
BIOS_ROM_EN	GPIO22	Enable external BIOS ROM device 0: Disable, 1: Enable	0
AUD[1] AUD[0]	HSYNC VSYNC	00: No audio function; 10: Audio for DisplayPort only; 01: Audio for DisplayPort and HDMI if adapter is detected; 11: Audio for both DisplayPort and HDMI	11
BIF_GEN2_EN	GPIO2	0= Advertises the PCIe device as 2.5 GT/s capable at power-on 1= Advertises the PCIe device as 5.0 GT/s capable at power-on 5.0 GT/s capability will be controlled by software	0
RESERVED	H2SYNC GPIO8 GPIO21	Internal use only. THIS PAD HAS AN INTERNAL PULL-DOWN AND MUST BE 0 V AT RESET. The pad may be left unconnected	



Location	VRAM_ID3	VRAM_ID2	VRAM_ID1	VRAM_ID0
VRAM	<vendor1>	<pcbs>	64MX16	<vender2>
Samsung	0	1	<-4 pcs>	0
Hynix	1	1	<-4 pcs>	0
AMD	1	1	<-4 pcs>	1
Hynix(128MbX16)	1	1	<-4 pcs>	1

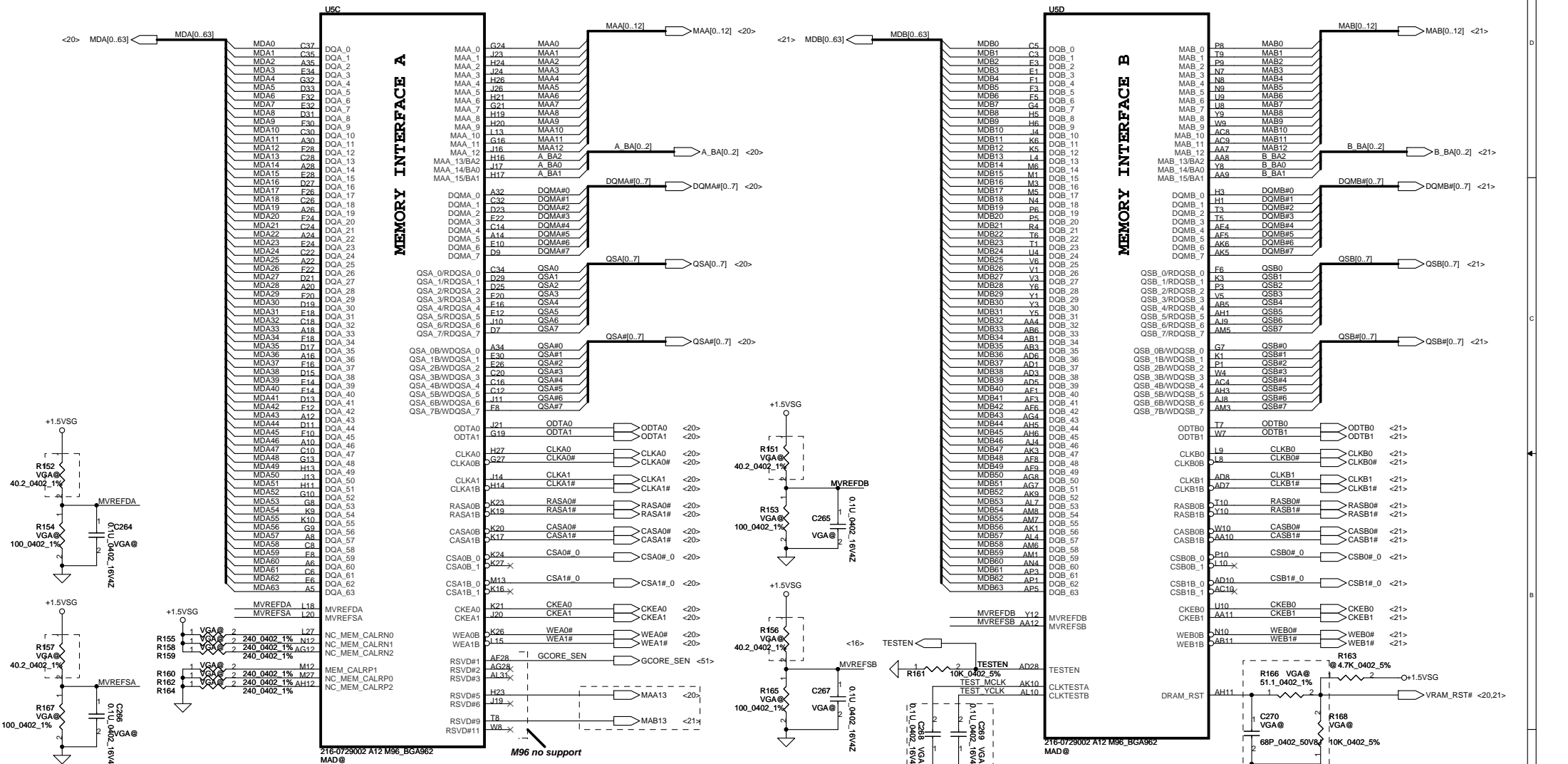
Location	VRAM_ID3	VRAM_ID2	VRAM_ID1	VRAM_ID0
VRAM	<vender>	<size>	64MX16	0
Samsung	0	0	<-8 pcs>	0
Hynix	1	0	<-8 pcs>	0
AMD	1	0	<-8 pcs>	1
Hynix(128MbX16)	1	0	<-8 pcs>	1



FLASH ROM
A 1-Mbit serial EEPROM is required on GDDR5 designs
DDR3 can be removed

Security Classification	Compal Secret Data		Compal Electronics, Inc.
Issued Date	2009/7/14	Deciphered Date	2010/03/12
THIS SHEET OF ENGINEERING DRAWING IS THE PROPRIETARY PROPERTY OF COMPAL ELECTRONICS, INC. AND CONTAINS CONFIDENTIAL AND TRADE SECRET INFORMATION. THIS SHEET MAY NOT BE TRANSFERRED FROM THE CUSTODY OF THE COMPETENT DIVISION OF R&D DEPARTMENT EXCEPT AS AUTHORIZED BY COMPAL ELECTRONICS, INC. NEITHER THIS SHEET NOR THE INFORMATION IT CONTAINS MAY BE USED BY OR DISCLOSED TO ANY THIRD PARTY WITHOUT PRIOR WRITTEN CONSENT OF COMPAL ELECTRONICS, INC.			
Title: SCHEMATIC, MB A5911			
Size	Document Number	Rev	D
Date:	Tuesday, September 14, 2010	ISheet	16 of 55

Park only support single channel memory (channel B only)



If use M96 upper resistor will change to 100ohm for MVREFDA/B and MVREFSA/B Mahatten upper resistor use 40.2ohm

In M97, Medison and Park, AF28 is FB_VDDC, AG28 is FB_VDDCI, AH29 is FB_GND. GCORE_SEN and FB_GND should route as differential pair Same as VDDCI_SEN and FB_GND

If use M96 upper resistor will change to 100ohm for MVREFDA/B and MVREFSA/B Mahatten upper resistor use 40.2ohm

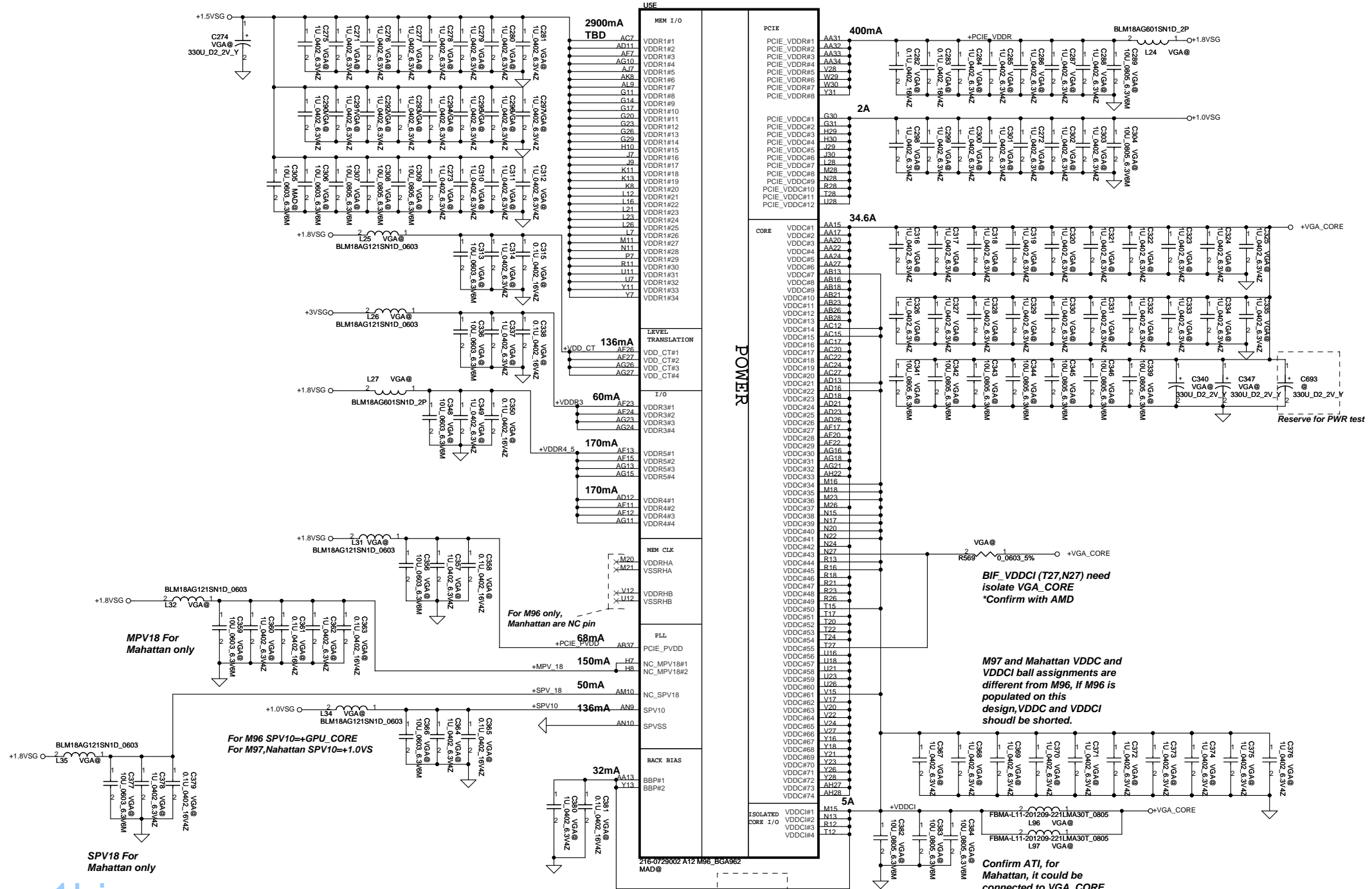
Modify for ATI suggestion

M96 use 4.7K to PD directly.

	M96	Broadway
R168	4.7k Ohm SD02870180	10k Ohm SD028100280
R166	0 Ohm SD028000080	680 Ohm SD028680080
R163	4.7k Ohm SD028470180	DNI
C270	1000 pF SE074102K80	68 pF SE071680380

1bios.ru

Security Classification	Compal Secret Data	Title	
Issued Date	2009/7/14	Deciphered Date	2010/03/12
THIS SHEET OF ENGINEERING DRAWING IS THE PROPRIETARY PROPERTY OF COMPAL ELECTRONICS, INC. AND CONTAINS CONFIDENTIAL AND TRADE SECRET INFORMATION. THIS SHEET MAY NOT BE TRANSMITTED FROM THE CUSTODY OF THE COMPETENT DIVISION OF R&D DEPARTMENT EXCEPT AS AUTHORIZED BY COMPAL ELECTRONICS, INC. NEITHER THIS SHEET NOR THE INFORMATION IT CONTAINS MAY BE USED BY OR DISCLOSED TO ANY THIRD PARTY WITHOUT PRIOR WRITTEN CONSENT OF COMPAL ELECTRONICS, INC.			
Document Number 401827		Rev D	
Date: Tuesday, September 14, 2010		Sheet 17 of 55	



MEM I/O	LEVEL TRANSLATION	I/O	MEM CLK	BACK BIAS	ISOLATED CORE I/O
VDDR#1	VDD CT#1	VDDR#1	M20	BBP#1	VDDCI#1
VDDR#2	VDD CT#2	VDDR#2	M21	BBP#2	VDDCI#2
VDDR#3	VDD CT#3	VDDR#3	M12		VDDCI#3
VDDR#4	VDD CT#4	VDDR#4	M11		VDDCI#4
VDDR#5		VDDR#5	M10		
VDDR#6		VDDR#6	M9		
VDDR#7		VDDR#7	M8		
VDDR#8		VDDR#8	M7		
VDDR#9		VDDR#9	M6		
VDDR#10		VDDR#10	M5		
VDDR#11		VDDR#11	M4		
VDDR#12		VDDR#12	M3		
VDDR#13		VDDR#13	M2		
VDDR#14		VDDR#14	M1		
VDDR#15		VDDR#15			
VDDR#16		VDDR#16			
VDDR#17		VDDR#17			
VDDR#18		VDDR#18			
VDDR#19		VDDR#19			
VDDR#20		VDDR#20			
VDDR#21		VDDR#21			
VDDR#22		VDDR#22			
VDDR#23		VDDR#23			
VDDR#24		VDDR#24			
VDDR#25		VDDR#25			
VDDR#26		VDDR#26			
VDDR#27		VDDR#27			
VDDR#28		VDDR#28			
VDDR#29		VDDR#29			
VDDR#30		VDDR#30			
VDDR#31		VDDR#31			
VDDR#32		VDDR#32			
VDDR#33		VDDR#33			
VDDR#34		VDDR#34			

Security Classification	Compal Secret Data	Deciphered Data	2010/03/12	Title
Issued Date	2009/7/14			Compal Electronics, Inc.
				SCHEMATIC, MB A5911
THIS SHEET OF ENGINEERING DRAWING IS THE PROPRIETARY PROPERTY OF COMPAL ELECTRONICS, INC. AND CONTAINS CONFIDENTIAL AND TRADE SECRET INFORMATION. THIS SHEET WILL BE TRANSFERRED FROM THE CUSTODY OF THE COMPETENT DIVISION OF R&D DEPARTMENT EXCEPT AS AUTHORIZED BY COMPAL ELECTRONICS, INC. NEITHER THIS SHEET NOR THE INFORMATION IT CONTAINS MAY BE USED BY OR DISCLOSED TO ANY THIRD PARTY WITHOUT PRIOR WRITTEN CONSENT OF COMPAL ELECTRONICS, INC.				Document Number 401827
				Rev D
Date: Tuesday, September 14, 2010				Sheet 18 of 55

1bios.ru

BIF_VDDCI (T27,N27) need isolate VGA_CORE
*Confirm with AMD

M97 and Mahattan VDDC and VDDCI ball assignments are different from M96, If M96 is populated on this design, VDDC and VDDCI should be shorted.

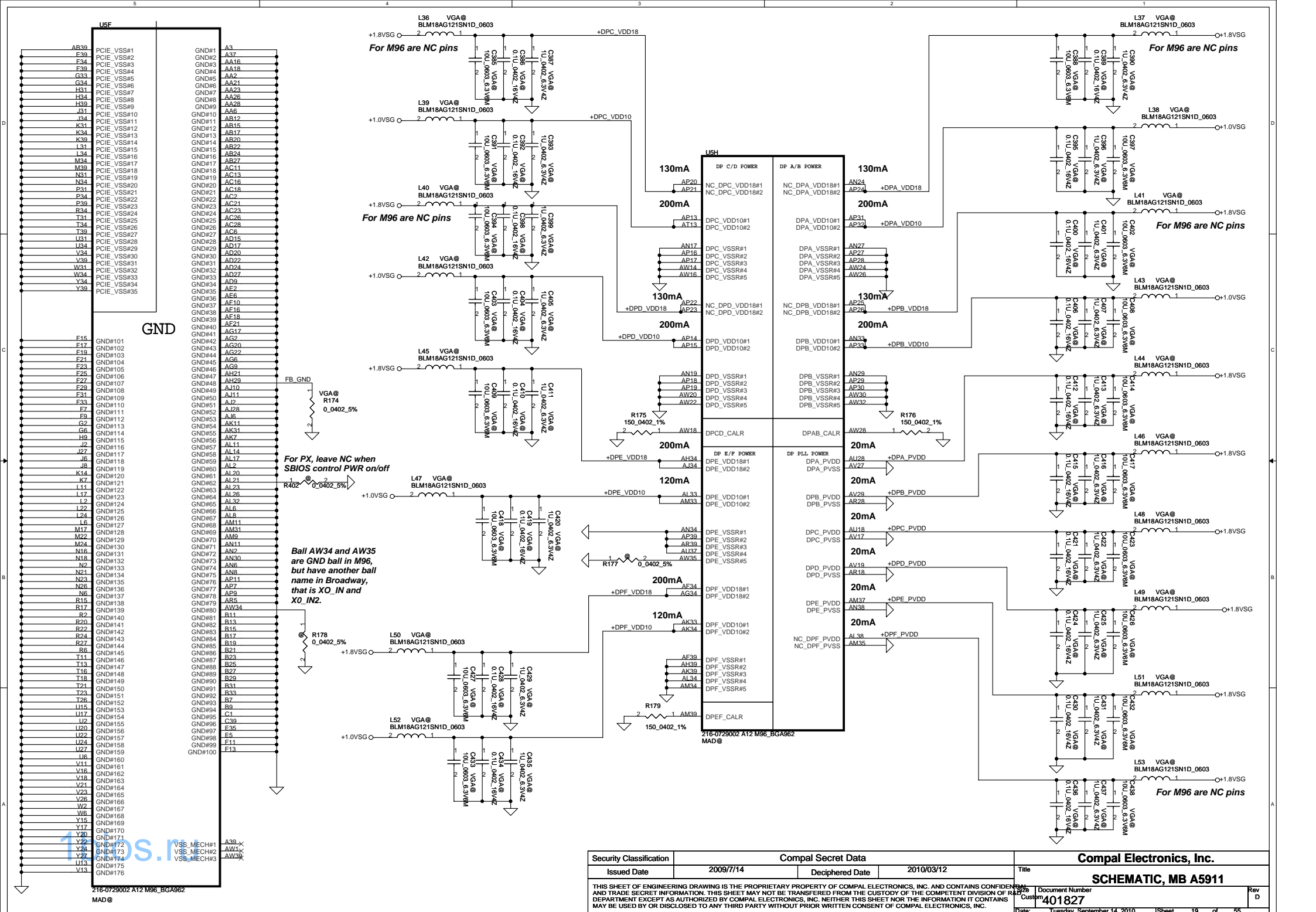
Confirm ATI, for Mahattan, it could be connected to VGA_CORE

For M96 only, Manhattan are NC pin

For M96 SPV10→GPU_CORE
For M97, Mahattan SPV10→1.0VS

MPV18 For Mahattan only

SPV18 For Mahattan only



For M96 are NC pins

For M96 are NC pins

For M96 are NC pins

For M96 are NC pins

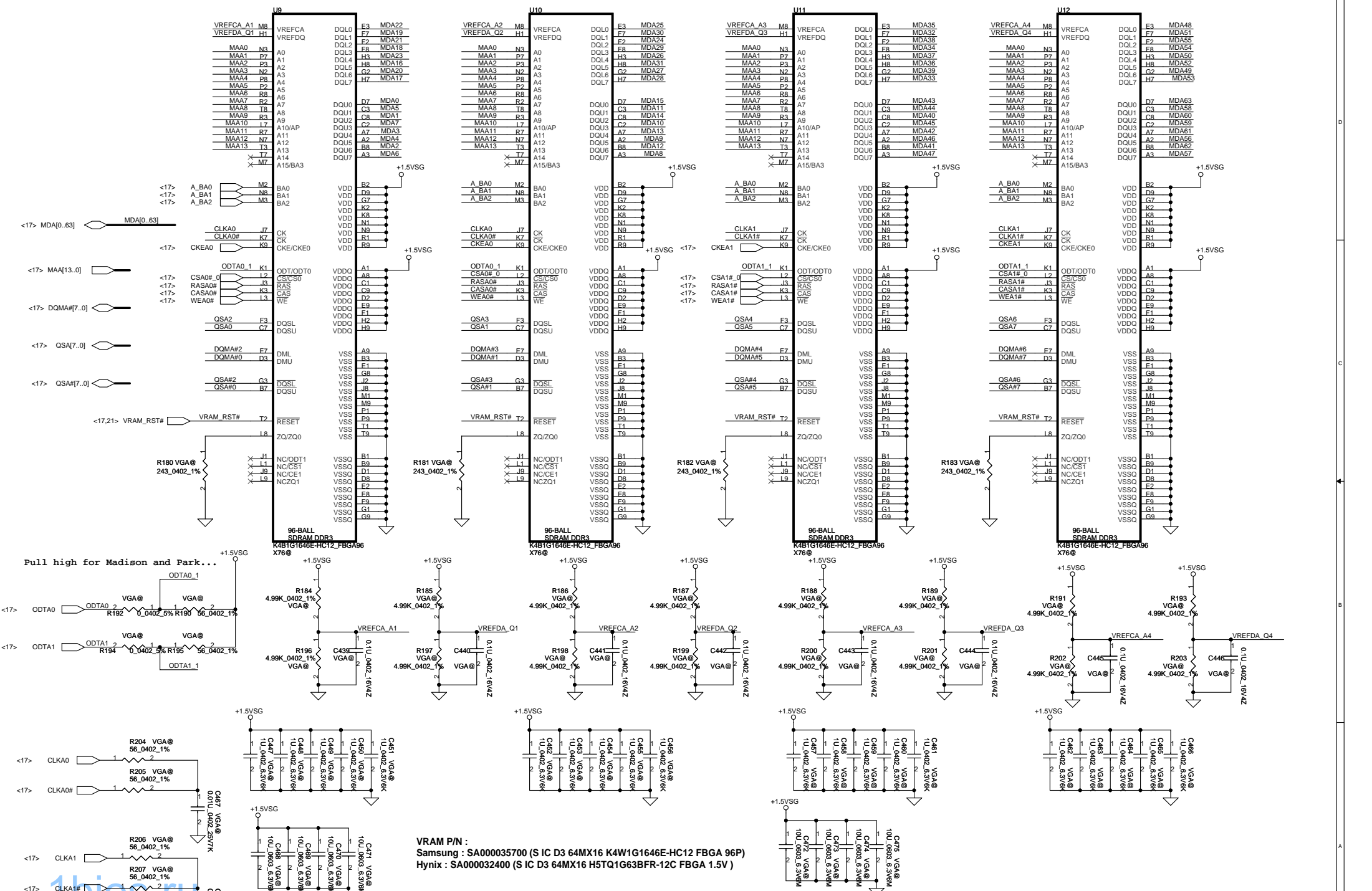
For PX, leave NC when SBIOS control PWR on/off

Ball AW34 and AW35 are GND ball in M96, but have another ball name in Broadway, that is XO_IN and XO_IN2.

Security Classification	Compal Secret Data	
Issued Date	2009/7/14	Deciphered Date
		2010/03/12
THIS SHEET OF ENGINEERING DRAWING IS THE PROPRIETARY PROPERTY OF COMPAL ELECTRONICS, INC. AND CONTAINS CONFIDENTIAL AND TRADE SECRET INFORMATION. THIS SHEET MAY NOT BE TRANSFERRED FROM THE CUSTODY OF THE COMPETENT DIVISION OF R&D DEPARTMENT EXCEPT AS AUTHORIZED BY COMPAL ELECTRONICS, INC. NEITHER THIS SHEET NOR THE INFORMATION IT CONTAINS MAY BE USED BY OR DISCLOSED TO ANY THIRD PARTY WITHOUT PRIOR WRITTEN CONSENT OF COMPAL ELECTRONICS, INC.		

Compal Electronics, Inc.	
SCHEMATIC, MB A5911	
Doc#	Document Number
Rev	Customer
	401827
Date:	Tuesday, September 14, 2010
Sheet	19 of 55

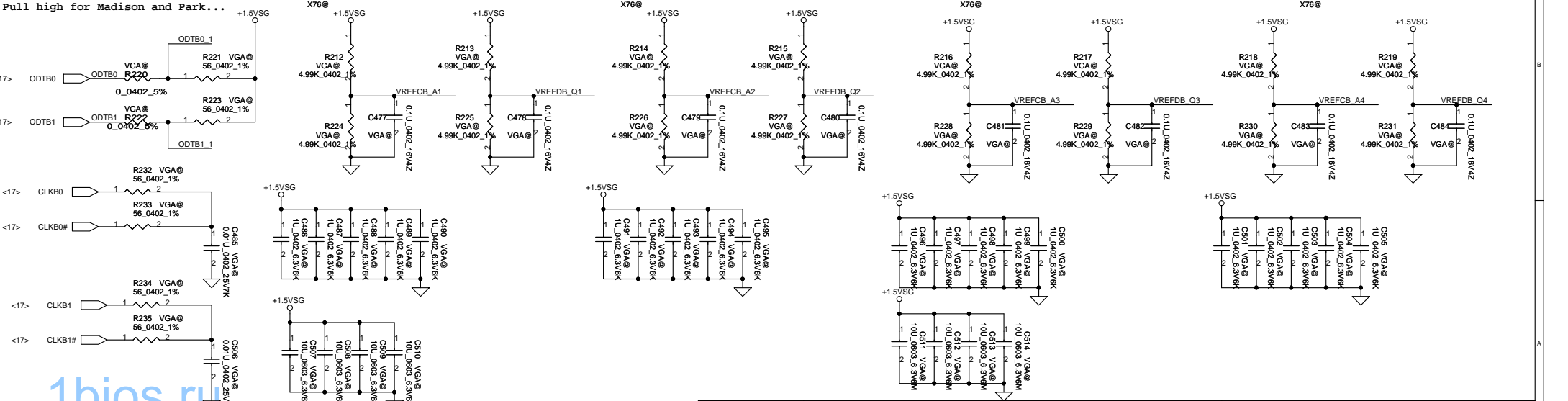
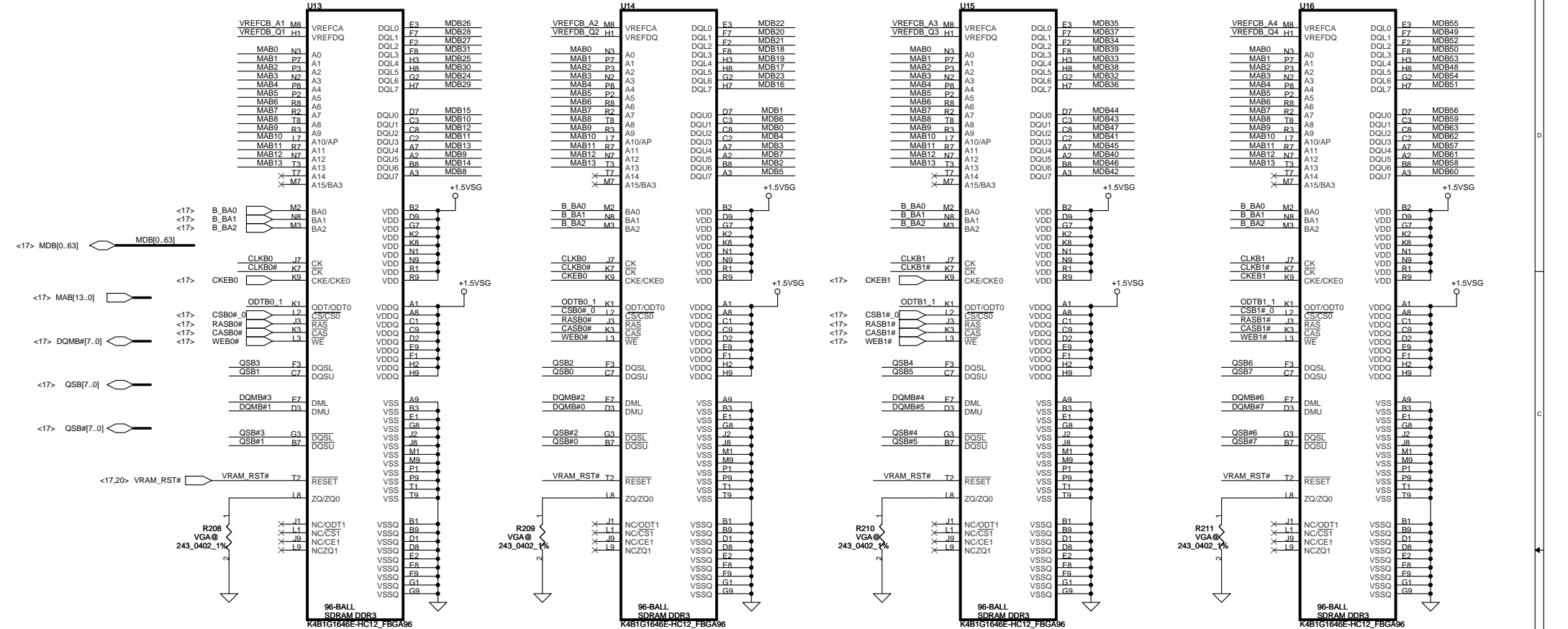
216-0729002 A12 M96_BGA962
MAD@



VRAM P/N :
 Samsung : SA000035700 (S IC D3 64MX16 K4W1G1646E-HC12 FBGA 96P)
 Hynix : SA000032400 (S IC D3 64MX16 H5TQ1G63BFR-12C FBGA 1.5V)

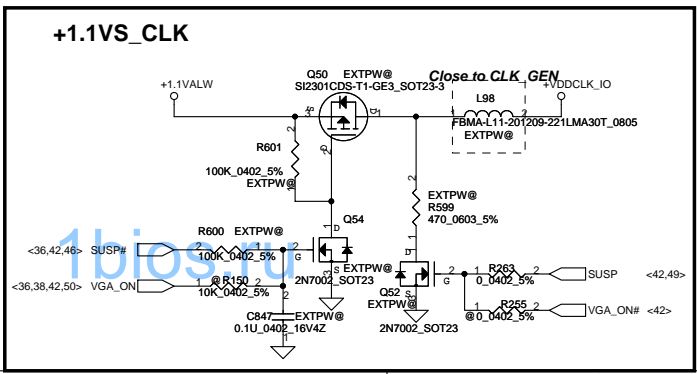
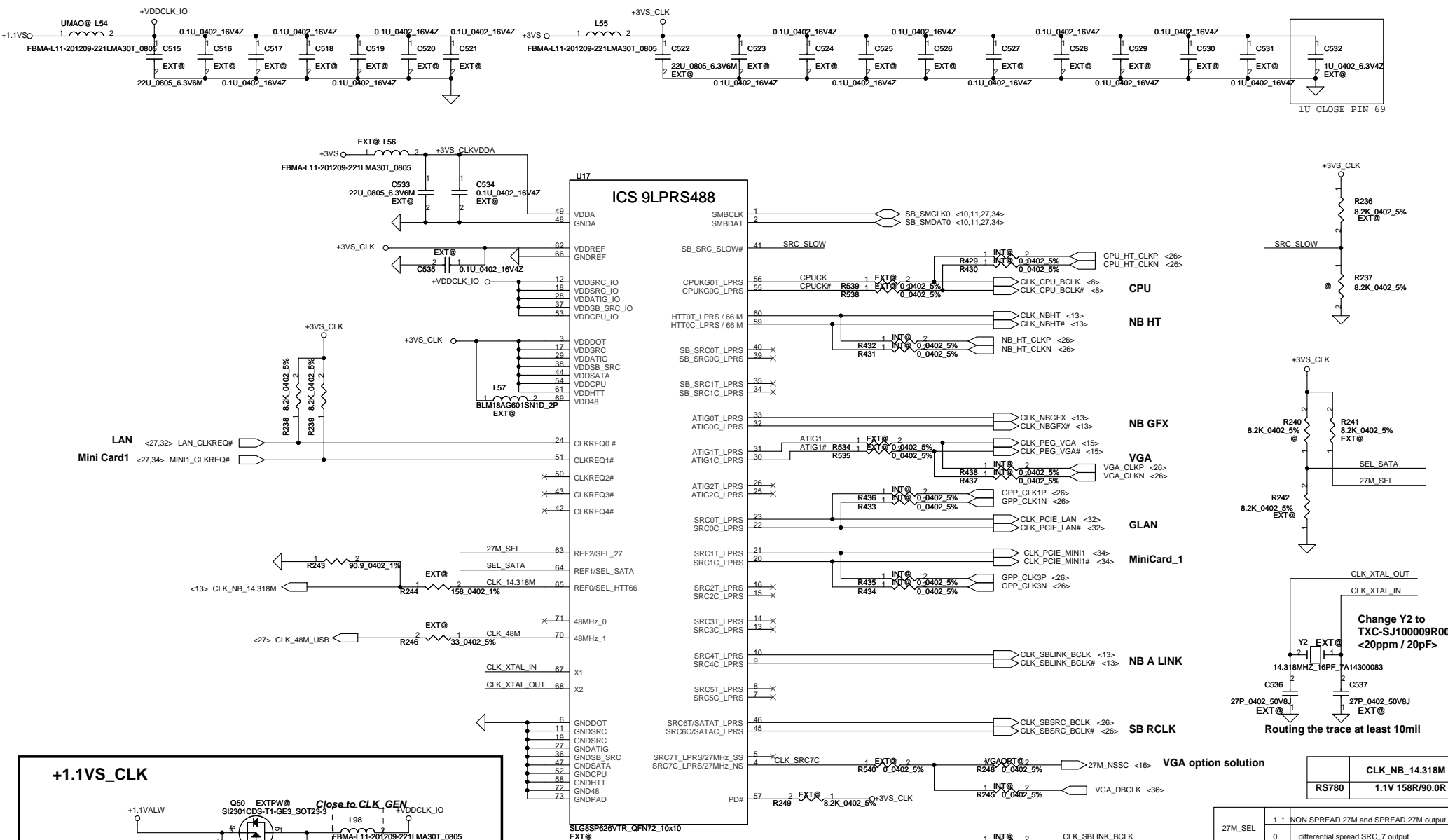
Security Classification	Compal Secret Data		Title
Issued Date	2009/7/14	Deciphered Date	2010/03/12
THIS SHEET OF ENGINEERING DRAWING IS THE PROPRIETARY PROPERTY OF COMPAL ELECTRONICS, INC. AND CONTAINS CONFIDENTIAL AND TRADE SECRET INFORMATION. THIS SHEET MAY NOT BE TRANSFERRED FROM THE CUSTODY OF THE COMPETENT DIVISION OF R&D DEPARTMENT EXCEPT AS AUTHORIZED BY COMPAL ELECTRONICS, INC. NEITHER THIS SHEET NOR THE INFORMATION IT CONTAINS MAY BE USED BY OR DISCLOSED TO ANY THIRD PARTY WITHOUT PRIOR WRITTEN CONSENT OF COMPAL ELECTRONICS, INC.			Document Number 401827 Date: Tuesday, September 14, 2010 Sheet 20 of 55

Compal Electronics, Inc.
SCHEMATIC, MB A5911

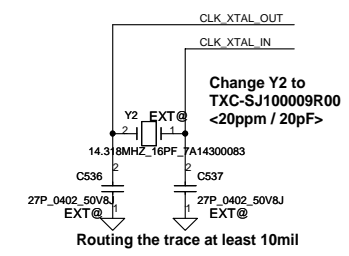


Security Classification	Compal Secret Data		Title	Compal Electronics, Inc.	
Issued Date	2009/7/14	Deciphered Date	2010/03/12	SCHEMATIC, MB A5911	
THIS SHEET OF ENGINEERING DRAWING IS THE PROPRIETARY PROPERTY OF COMPAL ELECTRONICS, INC. AND CONTAINS CONFIDENTIAL AND TRADE SECRET INFORMATION. THIS SHEET MAY NOT BE TRANSMITTED FROM THE CUSTODY OF THE COMPETENT DIVISION OF RAEP DEPARTMENT EXCEPT AS AUTHORIZED BY COMPAL ELECTRONICS, INC. NEITHER THIS SHEET NOR THE INFORMATION IT CONTAINS MAY BE USED BY OR DISCLOSED TO ANY THIRD PARTY WITHOUT PRIOR WRITTEN CONSENT OF COMPAL ELECTRONICS, INC.			Rev	D	
			Document Number	401827	
			Date:	Tuesday, September 14, 2010	Sheet 21 of 55

1bios.ru



1st (SILEGO) : SA00001Z310 S IC SLG8SP626VTR QFN 72P CLK GEN
 2nd (ICS) : SA000023H10 S IC ICS9LPRS488CKLFT MLF 72P CLK GEN



Change Y2 to
 TXC-SJ100009R00
 <20ppm / 20pF>

Routing the trace at least 10mil

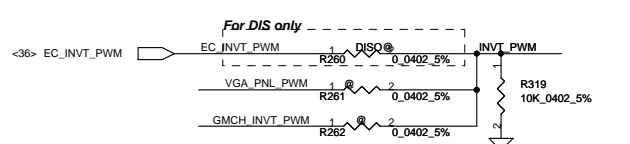

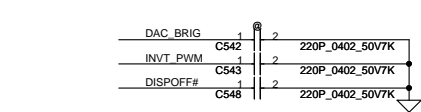
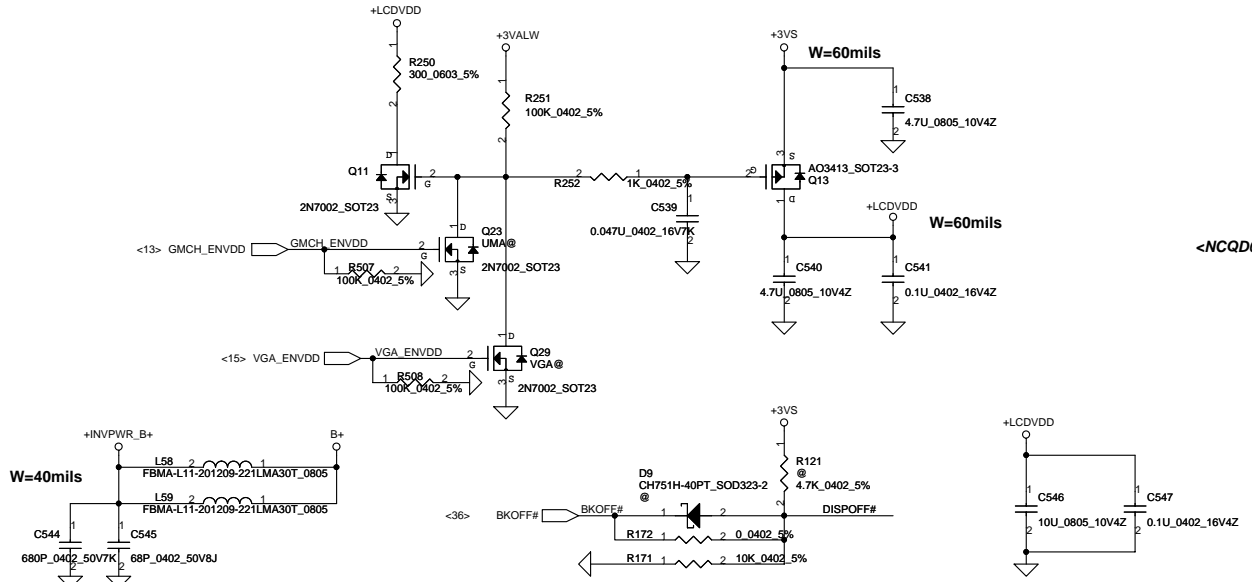
	CLK_NB_14.318M
RS780	1.1V 158R/90.0R

27M_SEL	1 *	NON SPREAD 27M and SPREAD 27M output
	0	differential spread SRC_7 output
SEL_HTT66	1	single-ended 66MHz HTT output
	0 *	differential 100MHz HTT output
SEL_SATA	1 *	NON SPREAD 100M SATA SRC6 output
	0	SPREAD 100M SATA SRC6 output

Security Classification	Compal Secret Data		Title	Document Number	Rev D
Issued Date	2008/10/06	Deciphered Date			
THIS SHEET OF ENGINEERING DRAWING IS THE PROPRIETARY PROPERTY OF COMPAL ELECTRONICS, INC. AND CONTAINS CONFIDENTIAL AND TRADE SECRET INFORMATION. THIS SHEET MAY NOT BE TRANSFERRED FROM THE CUSTODY OF THE COMPETENT DIVISION OF R&D DEPARTMENT EXCEPT AS AUTHORIZED BY COMPAL ELECTRONICS, INC. NEITHER THIS SHEET NOR THE INFORMATION IT CONTAINS MAY BE USED BY OR DISCLOSED TO ANY THIRD PARTY WITHOUT PRIOR WRITTEN CONSENT OF COMPAL ELECTRONICS, INC.					
Date:			Tuesday, September 14, 2010	Sheet	22 of 55

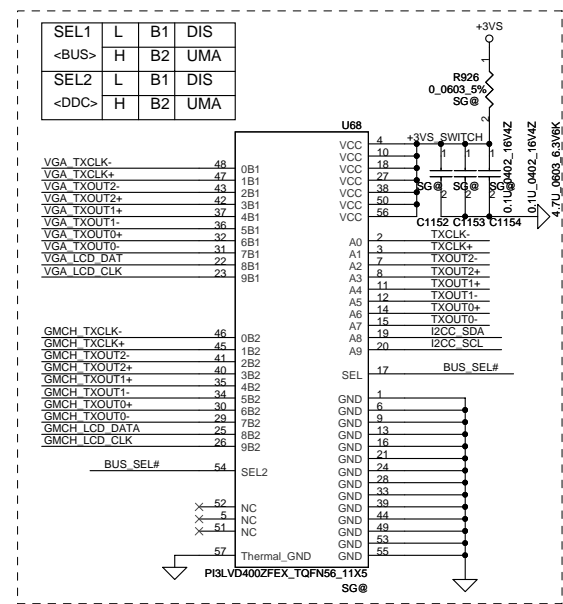
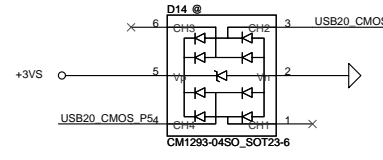
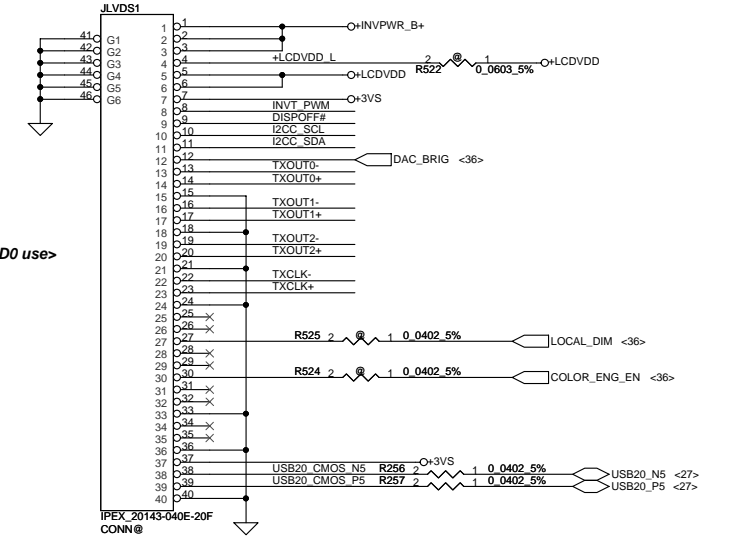
Compal Electronics, Inc.
 SCHEMATIC, MB A5911
 401827

LCD POWER CIRCUIT



10E#	L	B1	DIS
	H	Z	
20E#	L	B1	UMA
	H	Z	

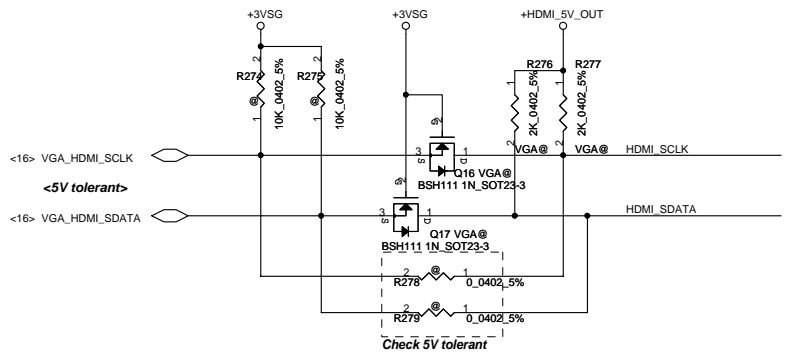
LCD/LED PANEL Conn.



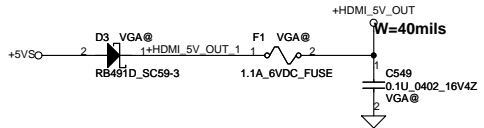
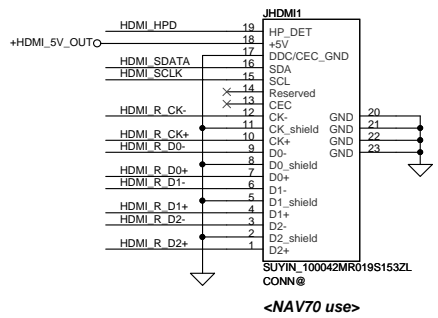
Security Classification	Compal Secret Data	
Issued Date	2008/10/06	Deciphered Date
		2010/03/12

THIS SHEET OF ENGINEERING DRAWING IS THE PROPRIETARY PROPERTY OF COMPAL ELECTRONICS, INC. AND CONTAINS CONFIDENTIAL AND TRADE SECRET INFORMATION. THIS SHEET MAY NOT BE TRANSFERRED FROM THE CUSTODY OF THE COMPETENT DIVISION OF R&D DEPARTMENT EXCEPT AS AUTHORIZED BY COMPAL ELECTRONICS, INC. NEITHER THIS SHEET NOR THE INFORMATION IT CONTAINS MAY BE USED BY OR DISCLOSED TO ANY THIRD PARTY WITHOUT PRIOR WRITTEN CONSENT OF COMPAL ELECTRONICS, INC.

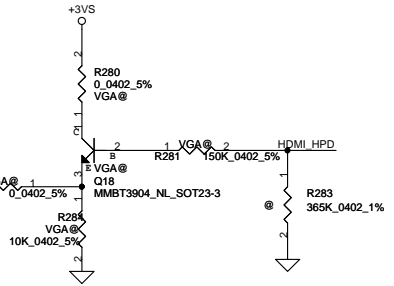
Compal Electronics, Inc.	
SCHEMATIC, MB A5911	
Document Number	401827
Date:	Tuesday, September 14, 2010 [Sheet 23 of 55]



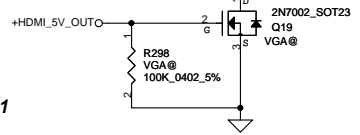
Place closed to JHDMI1



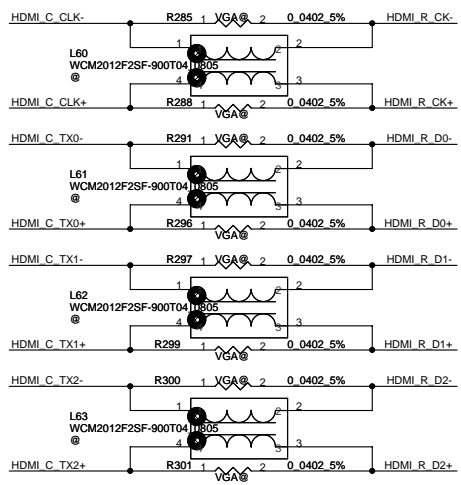
<16,27> VGA_HDMI_DET



<16> VGA_HDMI_TXD2-	C550	VGA@_2	1	0.1U_0402_16V7K	HDMI C TX2	R286	1	/VGA@_499_0402_1%
<16> VGA_HDMI_TXD2+	C551	VGA@_2	1	0.1U_0402_16V7K	HDMI C TX2	R287	1	/VGA@_499_0402_1%
<16> VGA_HDMI_TXD1-	C552	VGA@_2	1	0.1U_0402_16V7K	HDMI C TX1	R289	1	/VGA@_499_0402_1%
<16> VGA_HDMI_TXD1+	C553	VGA@_2	1	0.1U_0402_16V7K	HDMI C TX1	R290	1	/VGA@_499_0402_1%
<16> VGA_HDMI_TXD0-	C554	VGA@_2	1	0.1U_0402_16V7K	HDMI C TX0	R292	1	/VGA@_499_0402_1%
<16> VGA_HDMI_TXD0+	C555	VGA@_2	1	0.1U_0402_16V7K	HDMI C TX0	R293	1	/VGA@_499_0402_1%
<16> VGA_HDMI_TXC-	C556	VGA@_2	1	0.1U_0402_16V7K	HDMI C CLK	R294	1	/VGA@_499_0402_1%
<16> VGA_HDMI_TXC+	C557	VGA@_2	1	0.1U_0402_16V7K	HDMI C CLK	R295	1	/VGA@_499_0402_1%



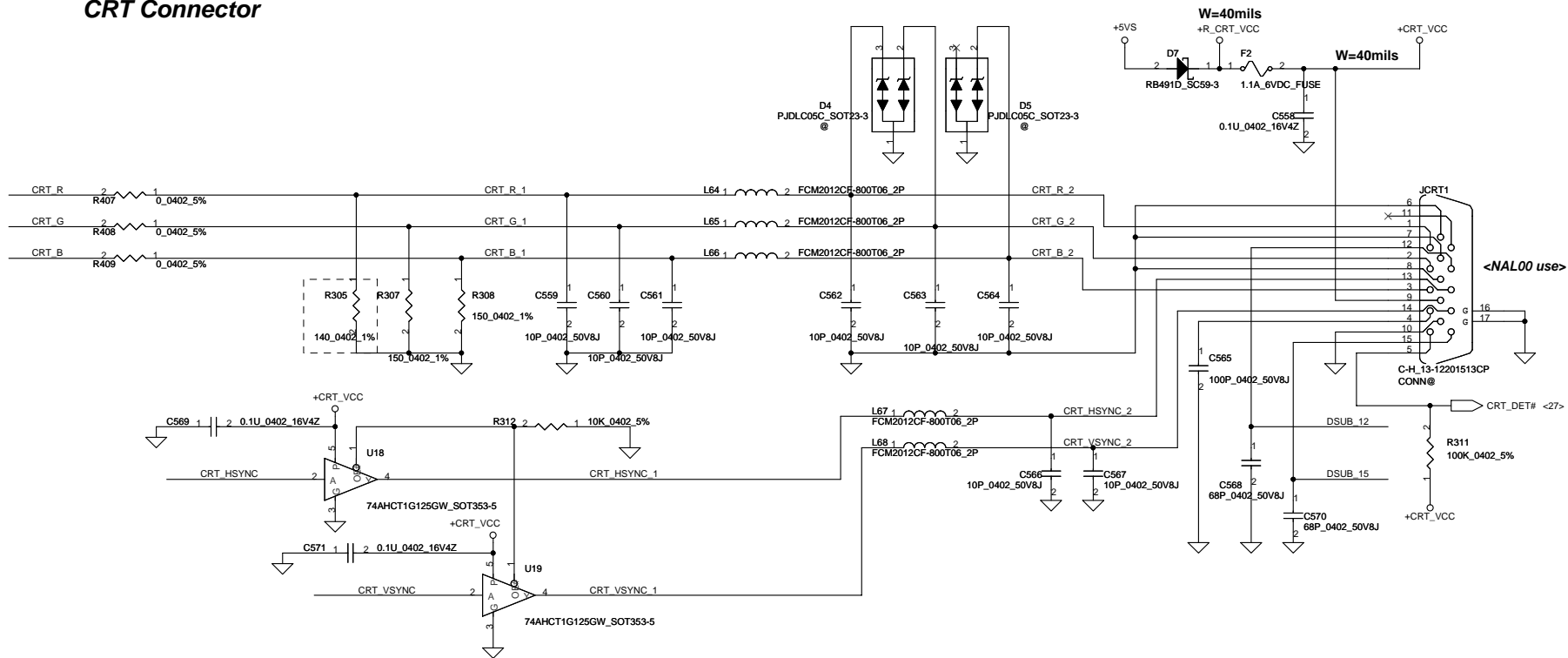
Place closed to JHDMI1



1bios.ru

Security Classification	Compal Secret Data			Title	
Issued Date	2008/10/06	Deciphered Date	2010/03/12	Compal Electronics, Inc.	
THIS SHEET OF ENGINEERING DRAWING IS THE PROPRIETARY PROPERTY OF COMPAL ELECTRONICS, INC. AND CONTAINS CONFIDENTIAL AND TRADE SECRET INFORMATION. THIS SHEET MAY NOT BE TRANSFERRED FROM THE CUSTODY OF THE COMPETENT DIVISION OF R&D DEPARTMENT EXCEPT AS AUTHORIZED BY COMPAL ELECTRONICS, INC. NEITHER THIS SHEET NOR THE INFORMATION IT CONTAINS MAY BE USED BY OR DISCLOSED TO ANY THIRD PARTY WITHOUT PRIOR WRITTEN CONSENT OF COMPAL ELECTRONICS, INC.				Document Number	Rev D
				401827	
				Date: Tuesday, September 14, 2010	Sheet 24 of 55

CRT Connector

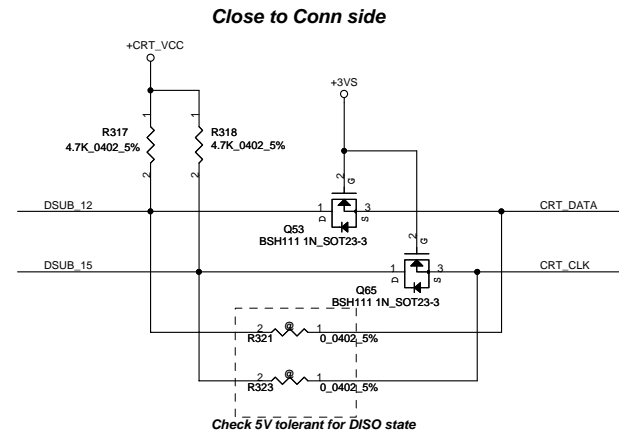
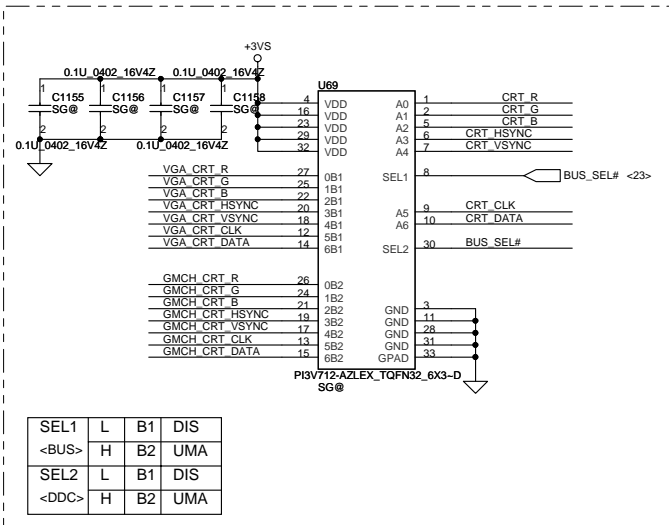


For UMA Only

- <13> GMCH_CRT_R GMCH_CRT_R R266 2 UMAC@ 1 0.0402 5% CRT_R
- <13> GMCH_CRT_G GMCH_CRT_G R83 2 UMAC@ 1 0.0402 5% CRT_G
- <13> GMCH_CRT_B GMCH_CRT_B R268 2 UMAC@ 1 0.0402 5% CRT_B
- <13,14> GMCH_CRT_HSYNC GMCH_CRT_HSYNC R273 2 UMAC@ 1 0.0402 5% CRT_HSYNC
- <13,14> GMCH_CRT_VSYNC GMCH_CRT_VSYNC R267 2 UMAC@ 1 0.0402 5% CRT_VSYNC
- <13> GMCH_CRT_DATA GMCH_CRT_DATA R410 2 UMAC@ 1 0.0402 5% CRT_DATA
- <13> GMCH_CRT_CLK GMCH_CRT_CLK R408 2 UMAC@ 1 0.0402 5% CRT_CLK

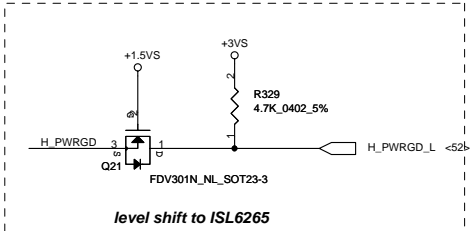
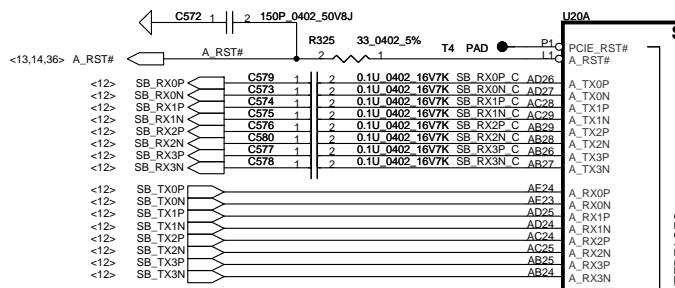
For VGA Only

- <16> VGA_CRT_R VGA_CRT_R R306 2 DISO@ 1 0.0402 5% CRT_R
- <16> VGA_CRT_G VGA_CRT_G R302 2 DISO@ 1 0.0402 5% CRT_G
- <16> VGA_CRT_B VGA_CRT_B R304 2 DISO@ 1 0.0402 5% CRT_B
- <16> VGA_CRT_HSYNC VGA_CRT_HSYNC R303 2 DISO@ 1 0.0402 5% CRT_HSYNC
- <16> VGA_CRT_VSYNC VGA_CRT_VSYNC R309 2 DISO@ 1 0.0402 5% CRT_VSYNC
- <16> VGA_CRT_DATA VGA_CRT_DATA R411 2 DISO@ 1 0.0402 5% CRT_DATA
- <16> VGA_CRT_CLK VGA_CRT_CLK R412 2 DISO@ 1 0.0402 5% CRT_CLK

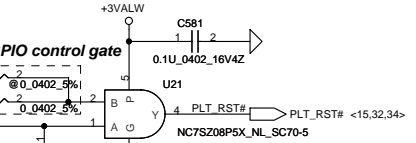
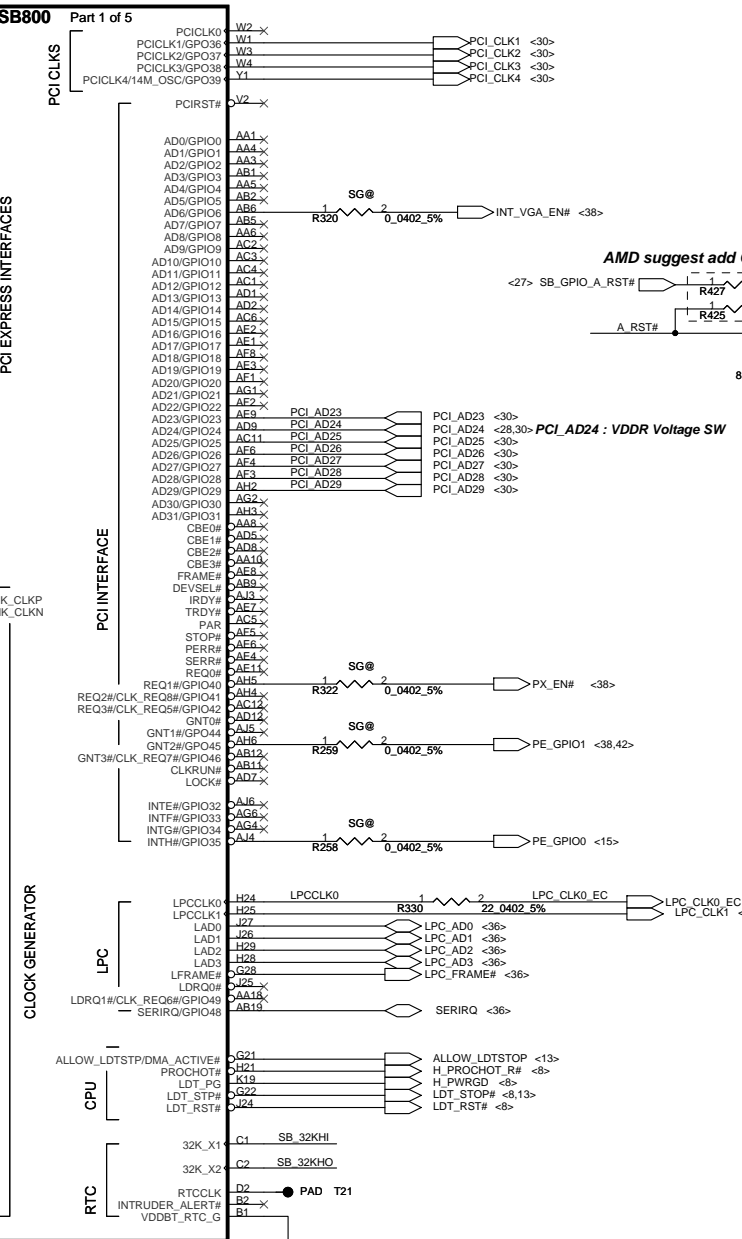
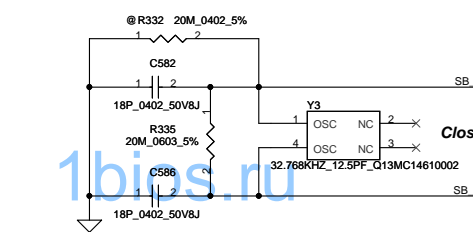
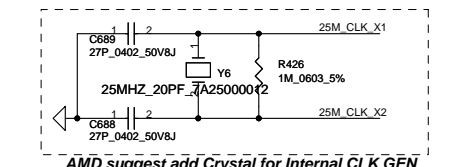


1bios.ru

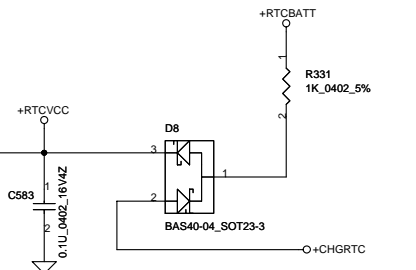
Security Classification	Compal Secret Data		Title	Compal Electronics, Inc.	
Issued Date	2008/10/06	Deciphered Date	2010/03/12	SCHEMATIC, MB A5911	
THIS SHEET OF ENGINEERING DRAWING IS THE PROPRIETARY PROPERTY OF COMPAL ELECTRONICS, INC. AND CONTAINS CONFIDENTIAL AND TRADE SECRET INFORMATION. THIS SHEET MAY NOT BE TRANSFERRED FROM THE CUSTODY OF THE COMPETENT DIVISION OF R&D DEPARTMENT EXCEPT AS AUTHORIZED BY COMPAL ELECTRONICS, INC. NEITHER THIS SHEET NOR THE INFORMATION IT CONTAINS MAY BE USED BY OR DISCLOSED TO ANY THIRD PARTY WITHOUT PRIOR WRITTEN CONSENT OF COMPAL ELECTRONICS, INC.					
Document Number	401827		Rev	D	
Date:	Tuesday, September 14, 2010	Sheet	25	of 55	



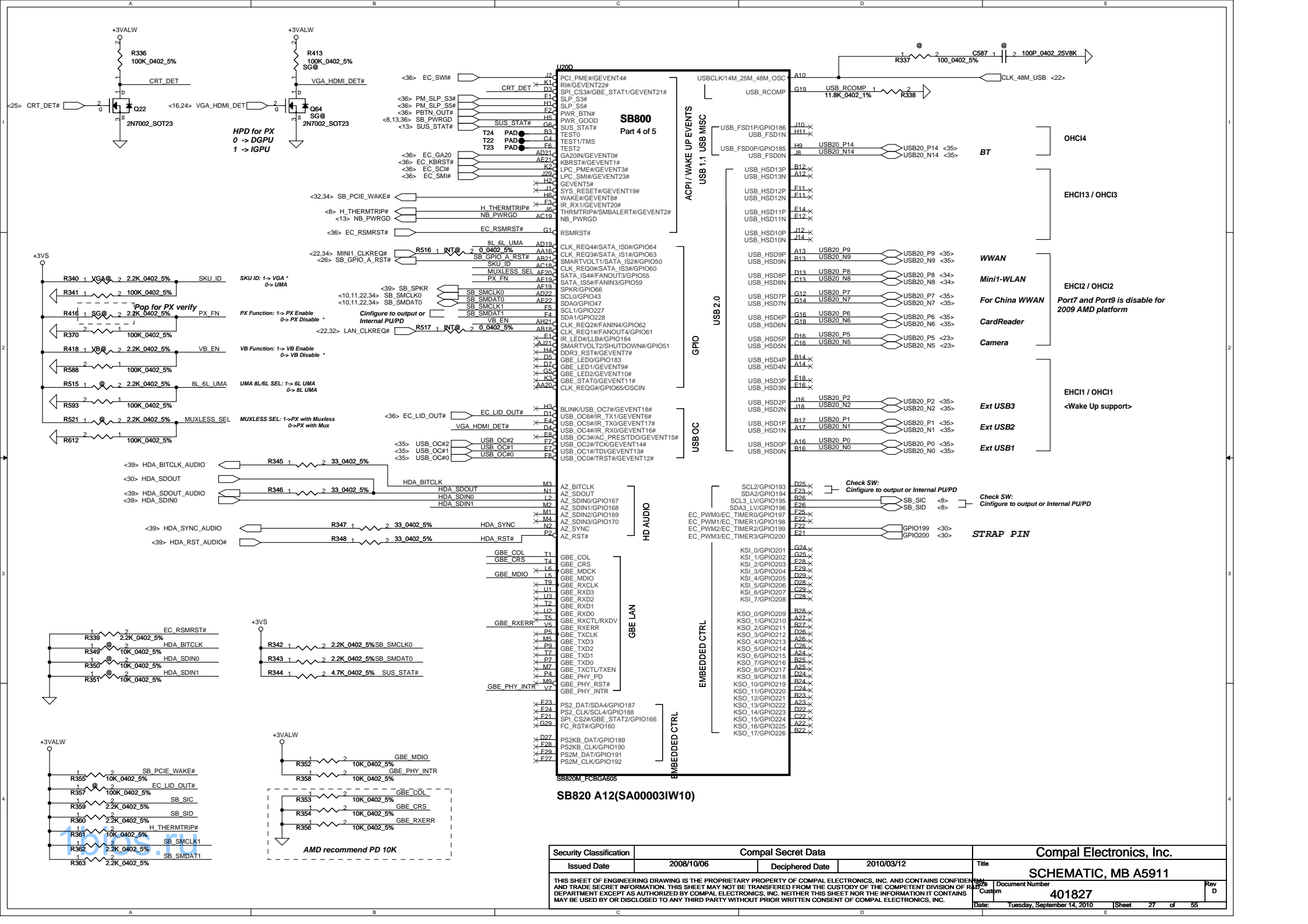
ISL6265 PWROK input, TTL level: 0.8V~2.0V
 When this pin is high, the SVI interface is active and I2C protocol is running. While this pin is low, the SVC, SVD, and VFIXEN input states determine the pre-PWROK metal VID or VFIX mode voltage. This pin must be low prior to the ISL6265 PGOOD output going high



Power Xpress Support
PE_GPIO0 VGA RESET, H: Enable
PE_GPIO1 VGA PWR Enable, H: Enable
PE_GPIO2 MODE Switch, H: VGA, L: NB



Security Classification	Compal Secret Data			Compal Electronics, Inc.	
Issued Date	2008/10/06	Deciphered Date	2010/03/12	Title	
THIS SHEET OF ENGINEERING DRAWING IS THE PROPRIETARY PROPERTY OF COMPAL ELECTRONICS, INC. AND CONTAINS CONFIDENTIAL AND TRADE SECRET INFORMATION. THIS SHEET MAY NOT BE TRANSFERRED FROM THE CUSTODY OF THE COMPETENT DIVISION OF R&D DEPARTMENT EXCEPT AS AUTHORIZED BY COMPAL ELECTRONICS, INC. NEITHER THIS SHEET NOR THE INFORMATION IT CONTAINS MAY BE USED BY OR DISCLOSED TO ANY THIRD PARTY WITHOUT PRIOR WRITTEN CONSENT OF COMPAL ELECTRONICS, INC.				Document Number	Rev D
				401827	
				Date:	Tuesday, September 14, 2010
				Sheet	26 of 55



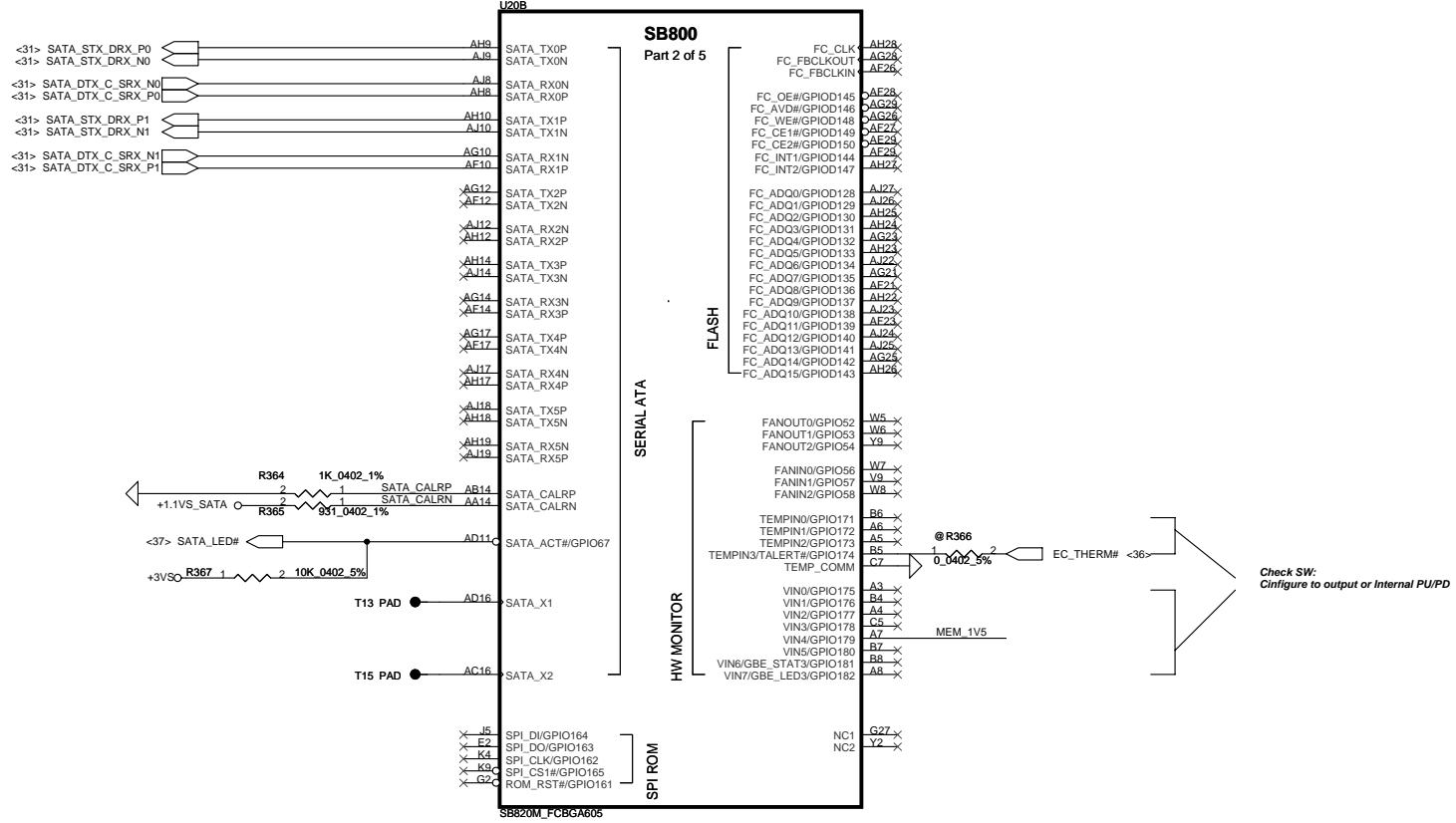
SB800
Part 4 of 5

SB820 A12(SA00003IW10)

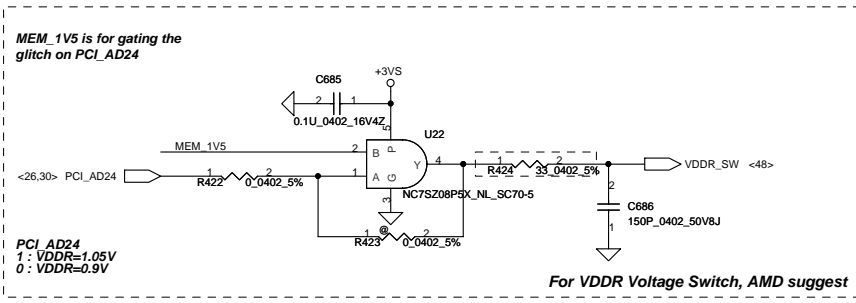
Security Classification	Compal Secret Data		Title	
Issued Date	2008/10/06	Deciphered Date	2010/03/12	Compal Electronics, Inc.
SCHEMATIC, MB A5911				
<small>THIS SHEET OF ENGINEERING DRAWING IS THE PROPRIETARY PROPERTY OF COMPAL ELECTRONICS, INC. AND CONTAINS CONFIDENTIAL AND TRADE SECRET INFORMATION. THIS SHEET MAY NOT BE TRANSFERRED FROM THE CUSTODY OF THE COMPETENT DIVISION OF R&D DEPARTMENT EXCEPT AS AUTHORIZED BY COMPAL ELECTRONICS, INC. NEITHER THIS SHEET NOR THE INFORMATION IT CONTAINS MAY BE USED BY OR DISCLOSED TO ANY THIRD PARTY WITHOUT PRIOR WRITTEN CONSENT OF COMPAL ELECTRONICS, INC.</small>				
Document Number	401827			Rev D
Date:	Tuesday, September 14, 2010	Sheet	27 of 55	

HDD

ODD

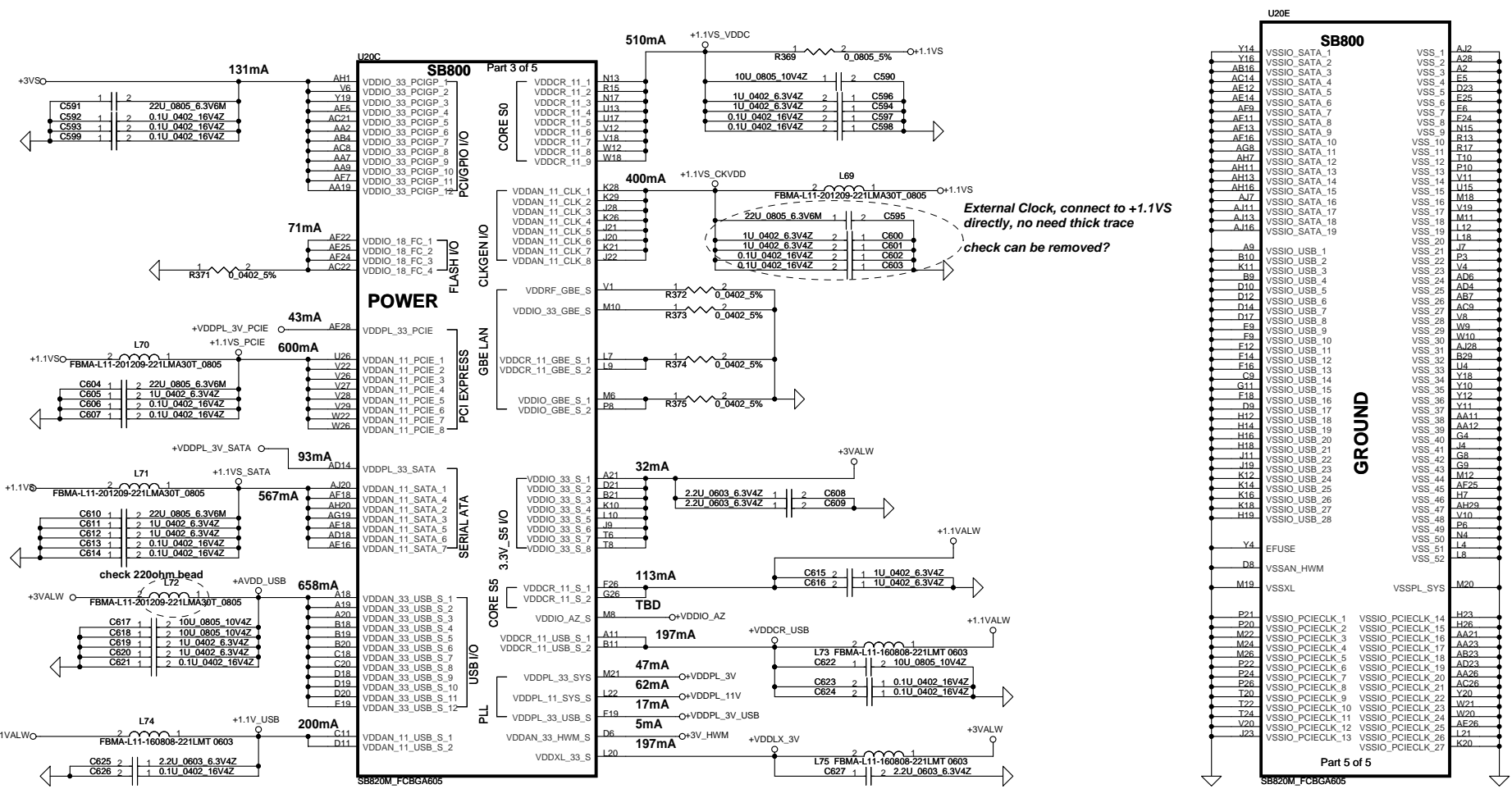


SB820 A12(SA00003IW10)



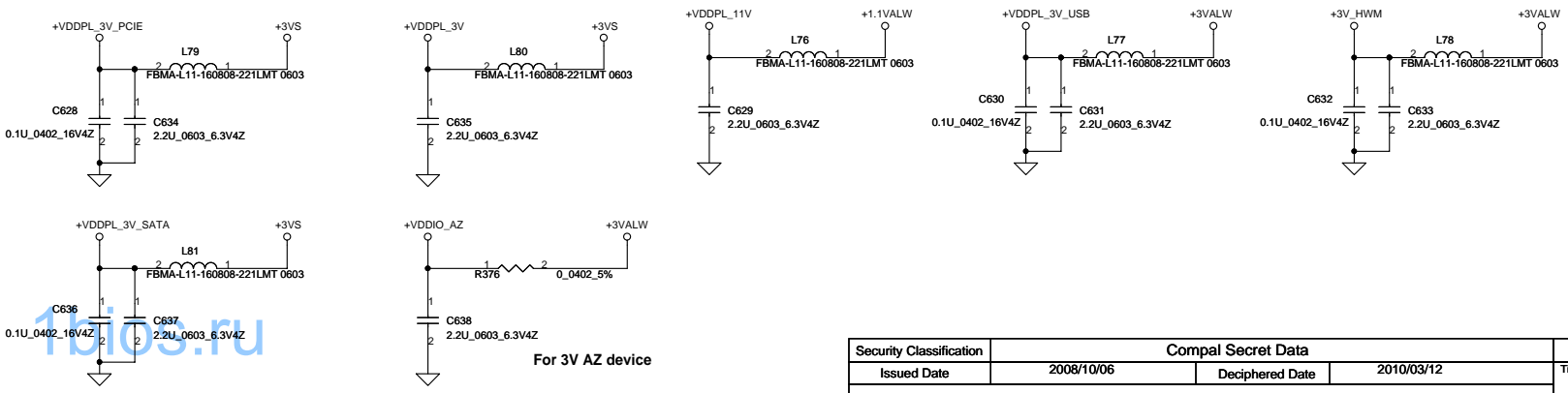
1bios.ru

Security Classification	Compal Secret Data			Compal Electronics, Inc.		
Issued Date	2008/10/06	Deciphered Date	2010/03/12	Title	SCHEMATIC, MB A5911	
THIS SHEET OF ENGINEERING DRAWING IS THE PROPRIETARY PROPERTY OF COMPAL ELECTRONICS, INC. AND CONTAINS CONFIDENTIAL AND TRADE SECRET INFORMATION. THIS SHEET MAY NOT BE TRANSFERRED FROM THE CUSTODY OF THE COMPETENT DIVISION OF R&D DEPARTMENT EXCEPT AS AUTHORIZED BY COMPAL ELECTRONICS, INC. NEITHER THIS SHEET NOR THE INFORMATION IT CONTAINS MAY BE USED BY OR DISCLOSED TO ANY THIRD PARTY WITHOUT PRIOR WRITTEN CONSENT OF COMPAL ELECTRONICS, INC.				Doc No	401827	Rev D
				Date:	Tuesday, September 14, 2010	Sheet 28 of 55



SB820 A12(SA00003IW10)

SB820 A12(SA00003IW10)

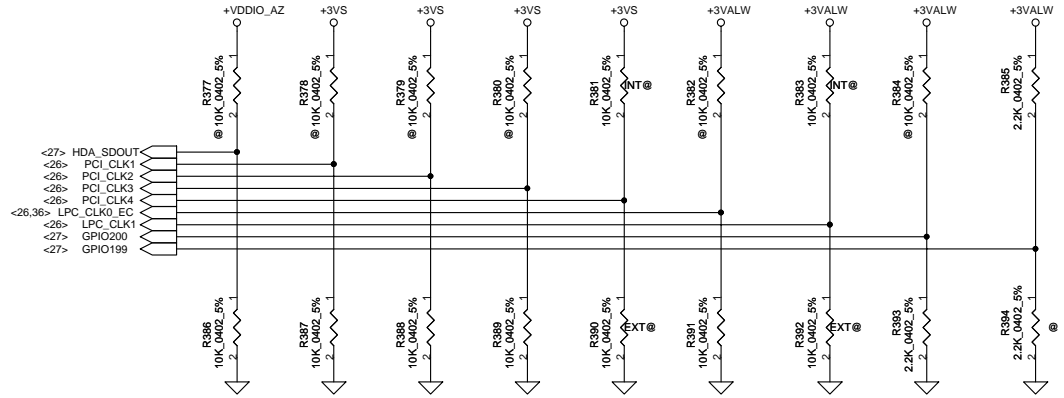


For 3V AZ device

Security Classification		Compal Secret Data		Title	
Issued Date	2008/10/06	Deciphered Date	2010/03/12	Compal Electronics, Inc.	
THIS SHEET OF ENGINEERING DRAWING IS THE PROPRIETARY PROPERTY OF COMPAL ELECTRONICS, INC. AND CONTAINS CONFIDENTIAL AND TRADE SECRET INFORMATION. THIS SHEET MAY NOT BE TRANSFERRED FROM THE CUSTODY OF THE COMPETENT DIVISION OF R&D DEPARTMENT EXCEPT AS AUTHORIZED BY COMPAL ELECTRONICS, INC. NEITHER THIS SHEET NOR THE INFORMATION IT CONTAINS MAY BE USED BY OR DISCLOSED TO ANY THIRD PARTY WITHOUT PRIOR WRITTEN CONSENT OF COMPAL ELECTRONICS, INC.				Document Number	401827
				Date:	Tuesday, September 14, 2010
				Sheet	29 of 55

REQUIRED STRAPS

PULL HIGH	AZ_SDOUT	PCI_CLK1	PCI_CLK2	PCI_CLK3	PCI_CLK4	LPC_CLK0	LPC_CLK1	GPIO200	GPIO199
	LOW POWER MODE	ALLOW PCIE GEN2	WATCHDOG TIMER ENABLE	USE DEBUG STRAP	CPU/HT CLK SEL Enable	EC ENABLE	CLOCKGEN ENABLE		
PULL LOW	Performance MODE	FORCE PCIE GEN1	WATCHDOG TIMER DISABLE	IGNORE DEBUG STRAP	CPU/HT CLK SEL Disable	EC DISABLE	CLOCKGEN DISABLE	L,H = LPC ROM (Default L,NC) L,L = FWH ROM	
	DEFAULT	DEFAULT	DEFAULT	DEFAULT	DEFAULT	DEFAULT	DEFAULT		



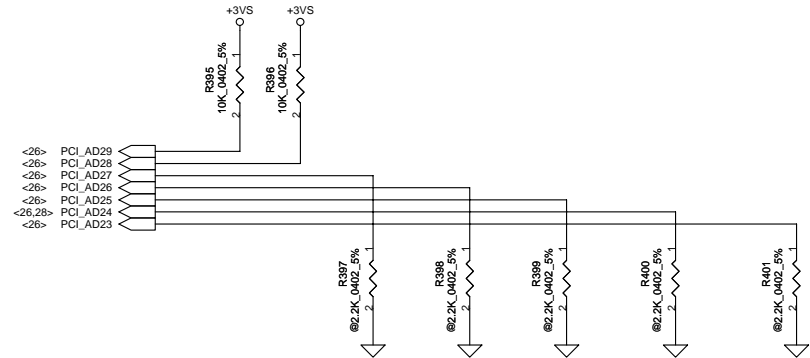
DEBUG STRAPS

SB800 HAS 15K INTERNAL PU FOR PCI_AD[27:23]

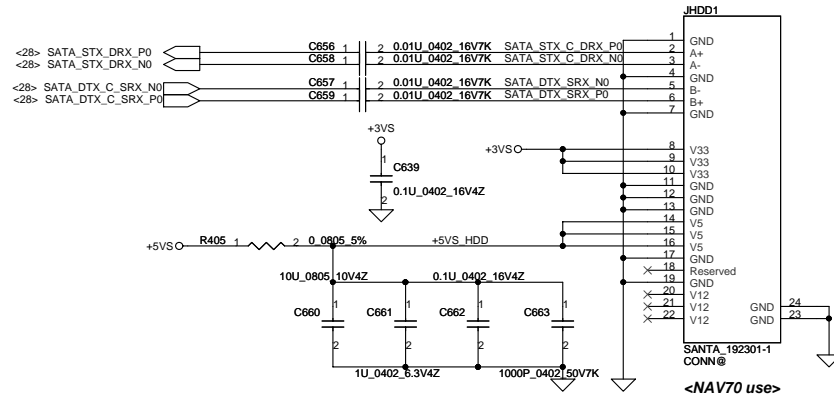
	PCI_AD27	PCI_AD26	PCI_AD25	PCI_AD24	PCI_AD23
PULL HIGH	USE PCI PLL	DISABLE ILA AUTORUN	USE FC PLL	USE DEFAULT PCIE STRAPS	DISABLE PCI MEM BOOT
	DEFAULT	DEFAULT	DEFAULT	DEFAULT	DEFAULT
PULL LOW	BYPASS PCI PLL	ENABLE ILA AUTORUN	BYPASS FC PLL	USE EEPROM PCIE STRAPS	ENABLE PCI MEM BOOT

Check AD29,AD28 strap function

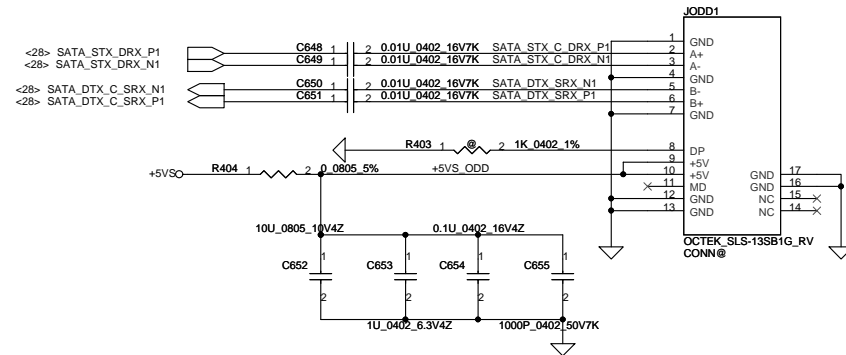
check default



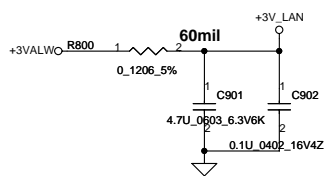
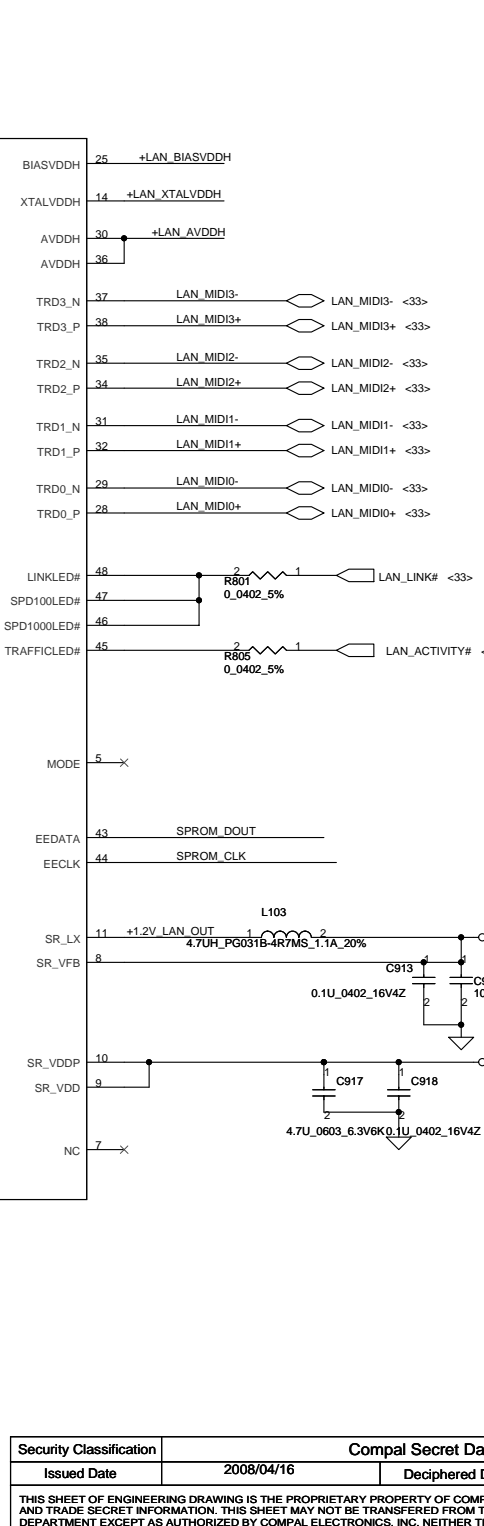
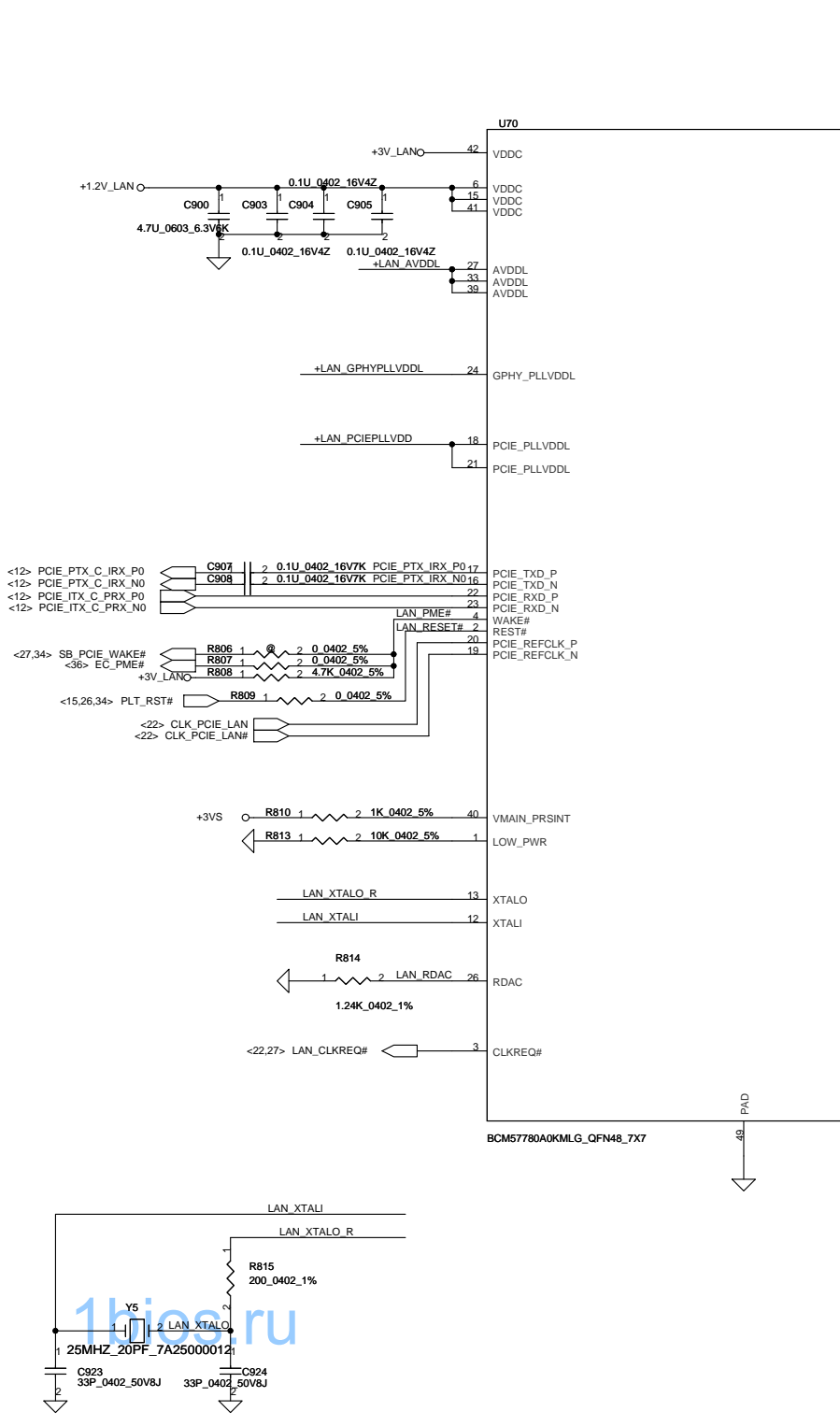
SATA HDD Conn.



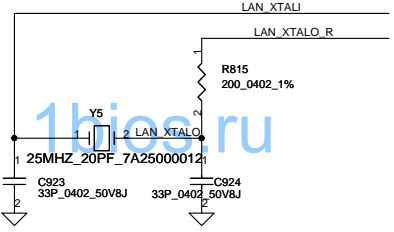
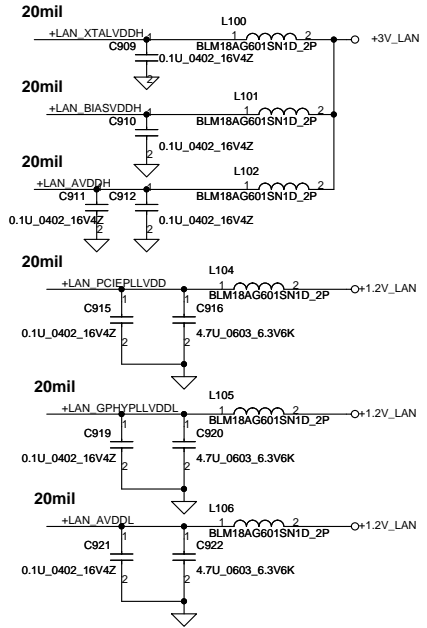
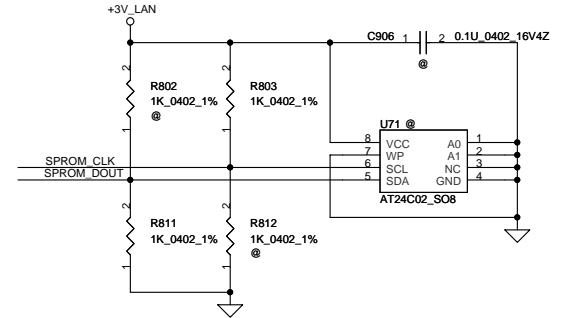
SATA ODD Conn.



Security Classification	Compal Secret Data			Compal Electronics, Inc.		
Issued Date	2008/10/06	Deciphered Date	2010/03/12	Title		
THIS SHEET OF ENGINEERING DRAWING IS THE PROPRIETARY PROPERTY OF COMPAL ELECTRONICS, INC. AND CONTAINS CONFIDENTIAL AND TRADE SECRET INFORMATION. THIS SHEET MAY NOT BE TRANSFERRED FROM THE CUSTODY OF THE COMPETENT DIVISION OF R&D DEPARTMENT EXCEPT AS AUTHORIZED BY COMPAL ELECTRONICS, INC. NEITHER THIS SHEET NOR THE INFORMATION IT CONTAINS MAY BE USED BY OR DISCLOSED TO ANY THIRD PARTY WITHOUT PRIOR WRITTEN CONSENT OF COMPAL ELECTRONICS, INC.				Document Number		Rev
				401827		D
				Date: Tuesday, September 14, 2010 [Sheet 31 of 55		

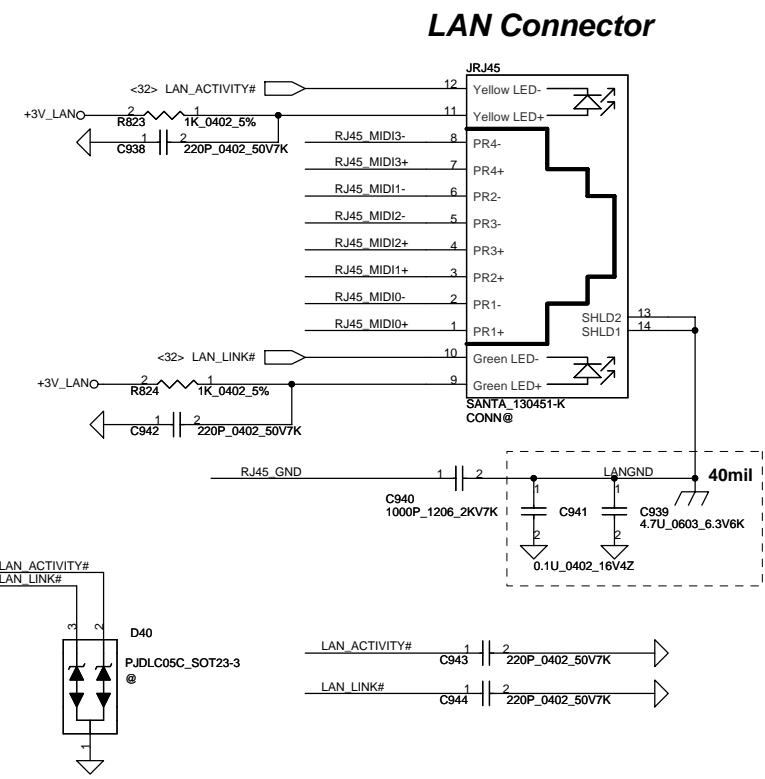
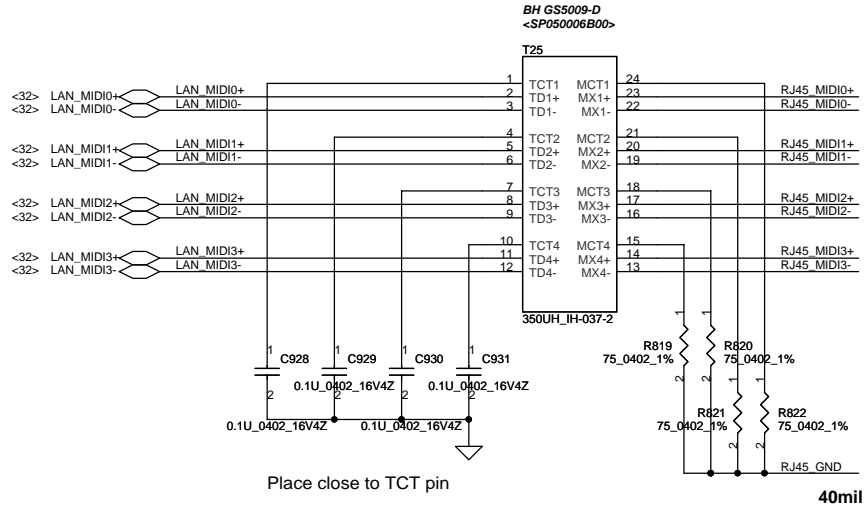


	SPROM_CLK (EECLK)	SPROM_DOUT (EEDATA)
On chip	1	0
AT24C02	1	1



Security Classification		Compal Secret Data	
Issued Date	2008/04/16	Deciphered Date	2010/03/12
THIS SHEET OF ENGINEERING DRAWING IS THE PROPRIETARY PROPERTY OF COMPAL ELECTRONICS, INC. AND CONTAINS CONFIDENTIAL AND TRADE SECRET INFORMATION. THIS SHEET MAY NOT BE TRANSFERRED FROM THE CUSTODY OF THE COMPETENT DIVISION OF R&D DEPARTMENT EXCEPT AS AUTHORIZED BY COMPAL ELECTRONICS, INC. NEITHER THIS SHEET NOR THE INFORMATION IT CONTAINS MAY BE USED BY OR DISCLOSED TO ANY THIRD PARTY WITHOUT PRIOR WRITTEN CONSENT OF COMPAL ELECTRONICS, INC.			

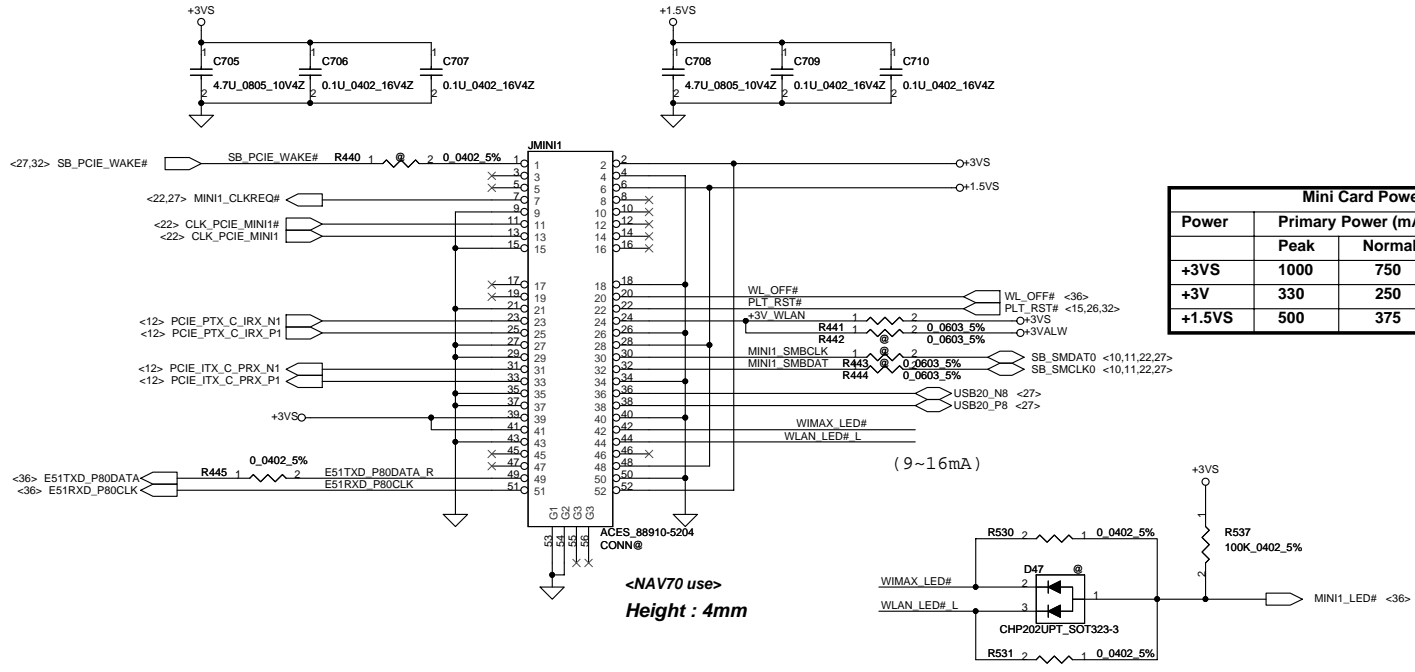
Compal Electronics, Inc.			
Title			
SCHEMATIC, MB A5911			
Document Number	401827		Rev D
Date:	Tuesday, September 14, 2010	Sheet	32 of 55



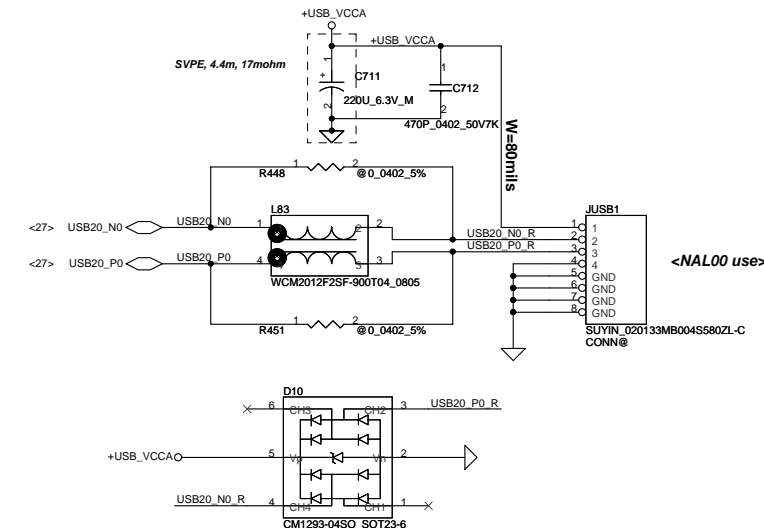
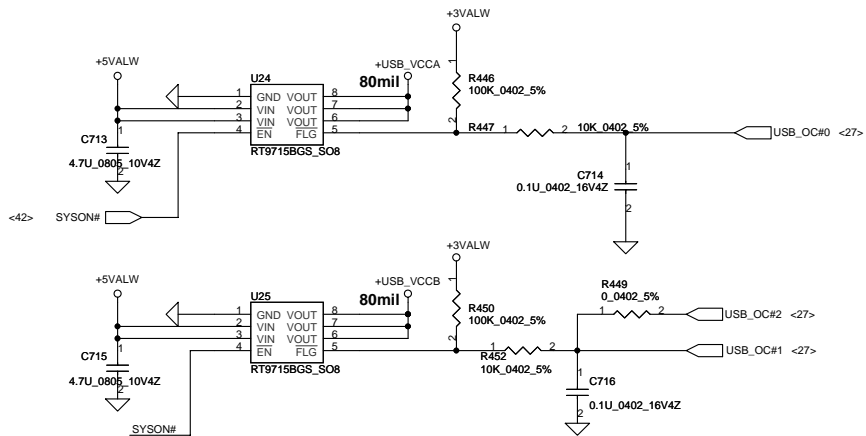
1bios.ru

Security Classification		Compal Secret Data		Compal Electronics, Inc.	
Issued Date	2008/10/06	Deciphered Date	2010/03/12	Title	
THIS SHEET OF ENGINEERING DRAWING IS THE PROPRIETARY PROPERTY OF COMPAL ELECTRONICS, INC. AND CONTAINS CONFIDENTIAL AND TRADE SECRET INFORMATION. THIS SHEET MAY NOT BE TRANSFERRED FROM THE CUSTODY OF THE COMPETENT DIVISION OF R&D DEPARTMENT EXCEPT AS AUTHORIZED BY COMPAL ELECTRONICS, INC. NEITHER THIS SHEET NOR THE INFORMATION IT CONTAINS MAY BE USED BY OR DISCLOSED TO ANY THIRD PARTY WITHOUT PRIOR WRITTEN CONSENT OF COMPAL ELECTRONICS, INC.				Document Number	Rev D
				401827	
Date:				Tuesday, September 14, 2010	Sheet 33 of 55

Mini-Express Card for WLAN

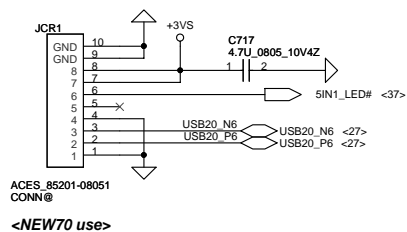
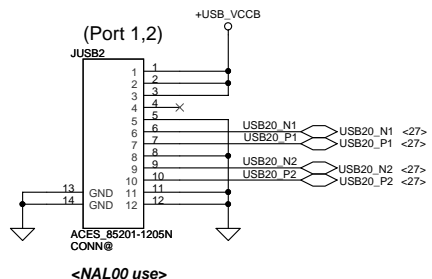


Mini Card Power Rating			
Power	Primary Power (mA)		Auxiliary Power (mA)
	Peak	Normal	Normal
+3VS	1000	750	
+3V	330	250	250 (wake enable)
+1.5VS	500	375	5 (Not wake enable)

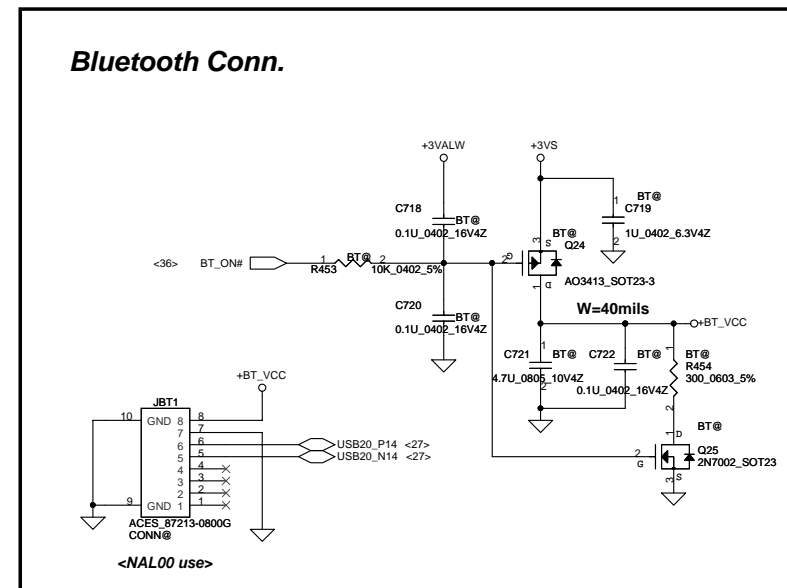
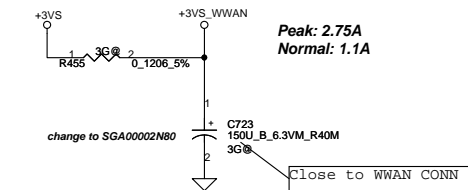
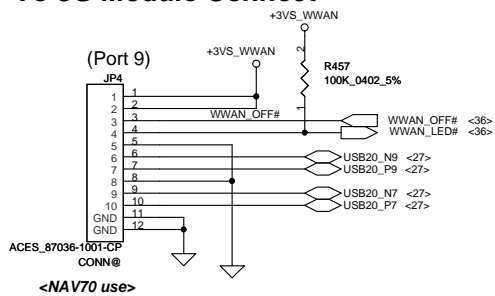


To USB/B Connector

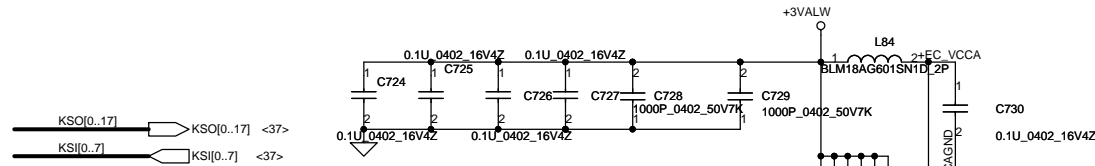
To CardReader/B Connector



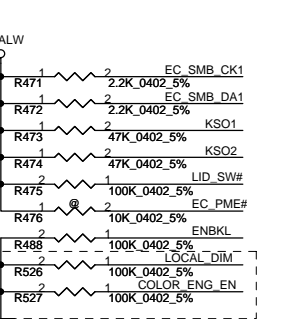
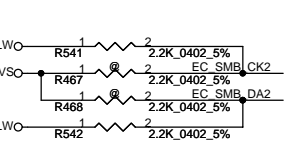
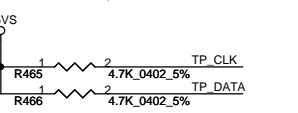
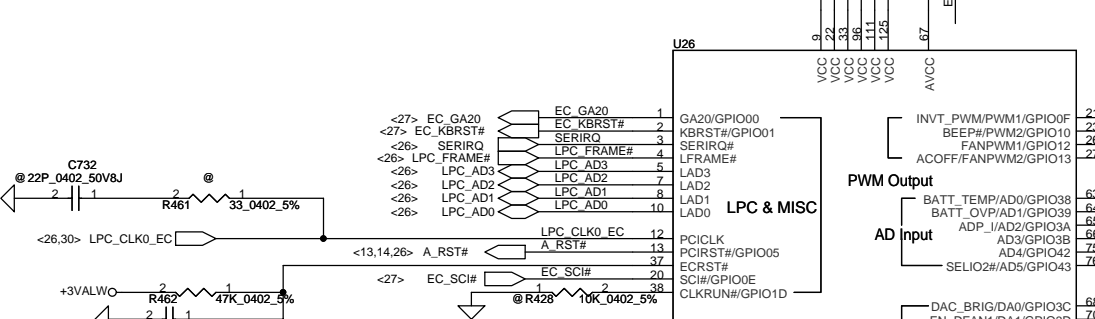
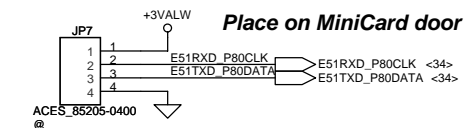
To 3G Module Connect



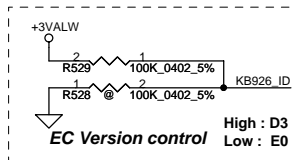
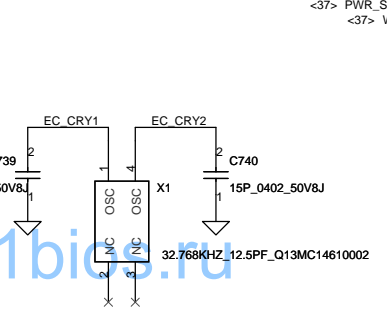
Security Classification	Compal Secret Data			Title		
Issued Date	2008/10/06	Deciphered Date	2010/03/12	Compal Electronics, Inc.		
THIS SHEET OF ENGINEERING DRAWING IS THE PROPRIETARY PROPERTY OF COMPAL ELECTRONICS, INC. AND CONTAINS CONFIDENTIAL AND TRADE SECRET INFORMATION. THIS SHEET MAY NOT BE TRANSFERRED FROM THE CUSTODY OF THE COMPETENT DIVISION OF R&D DEPARTMENT EXCEPT AS AUTHORIZED BY COMPAL ELECTRONICS, INC. NEITHER THIS SHEET NOR THE INFORMATION IT CONTAINS MAY BE USED BY OR DISCLOSED TO ANY THIRD PARTY WITHOUT PRIOR WRITTEN CONSENT OF COMPAL ELECTRONICS, INC.				SCHEMATIC, MB A5911		
				Document Number		Rev D
				401827		
				Date:	Tuesday, September 14, 2010	Sheet 35 of 55



For EC Tools

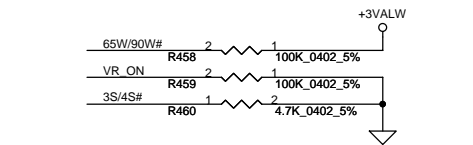
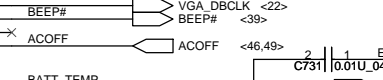


For Low PWR panel use

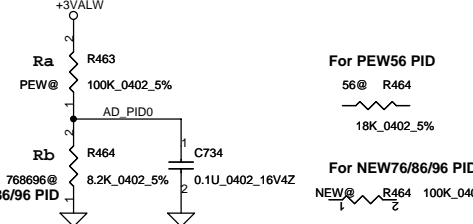


EC Version control
High : D3
Low : E0

VGA_DBCLK
EC must program to 500KHZ output
Start and stop follow SUP high/Low



Analog Project ID definition

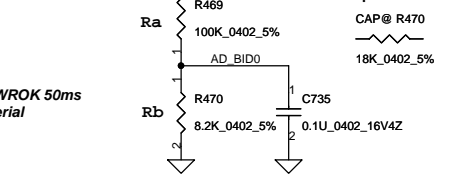


For PEW56 PID
56@ R464
18K_0402_5%

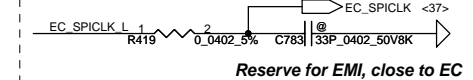
For NEW76/86/96 PID
NEW@ R464 100K_0402_5%

For PEW76/86/96 PID
768696@ 8.2K_0402_5% 0.1uF_0402_16V4Z

Analog Board ID definition

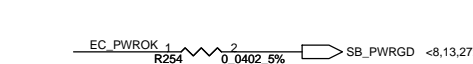


For Capilano VGA identify
CAP@ R470
18K_0402_5%

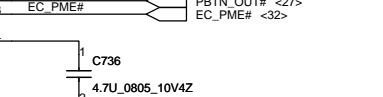
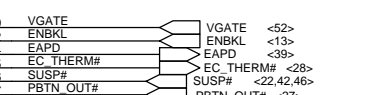
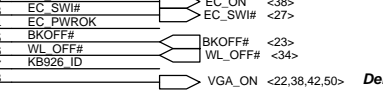
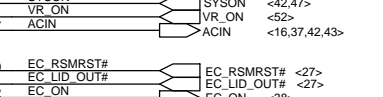
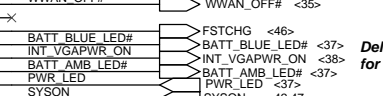
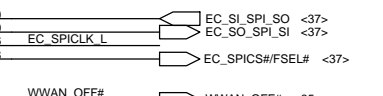
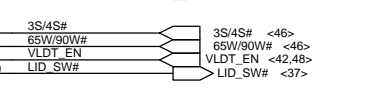
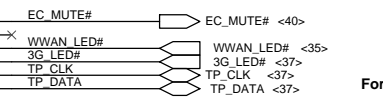
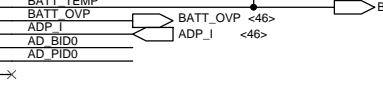


Reserve for EMI, close to EC

Delay EC_PWROK 50ms for VGA critical

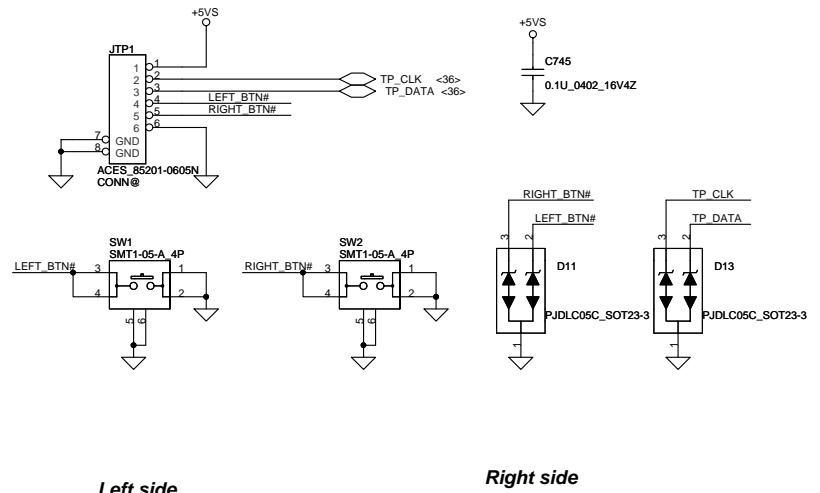
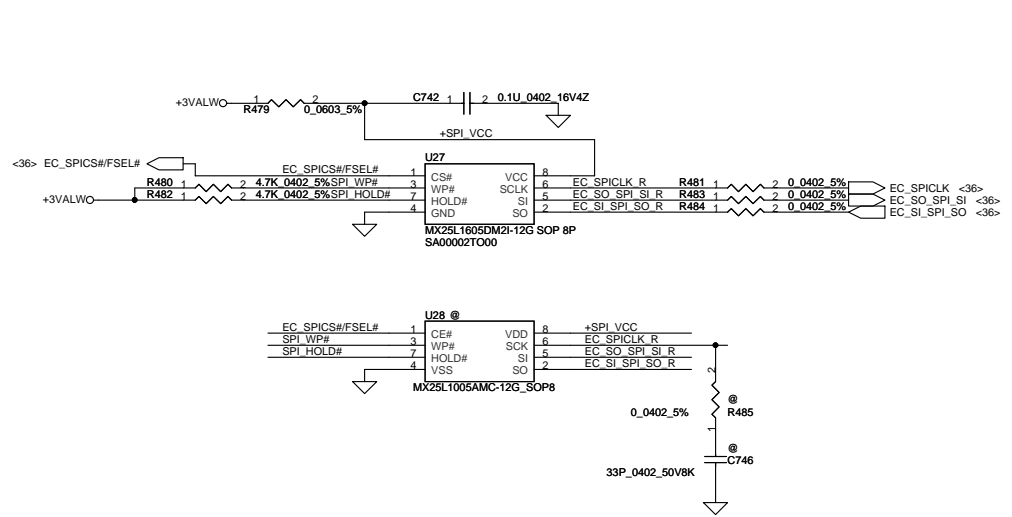


Delay SUSP# 10ms



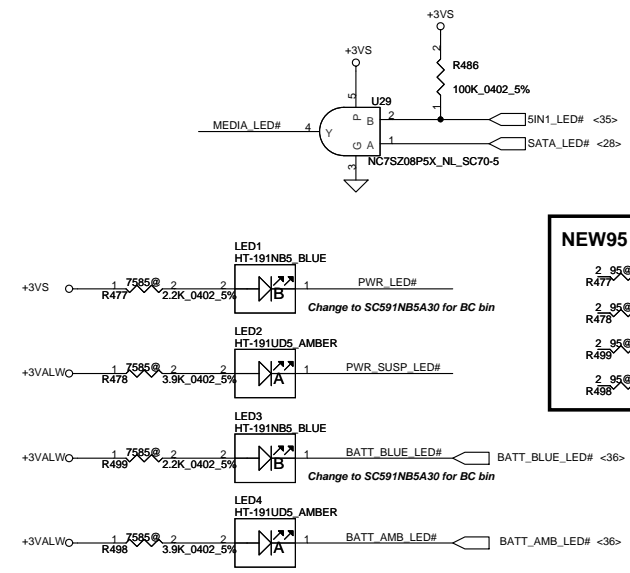
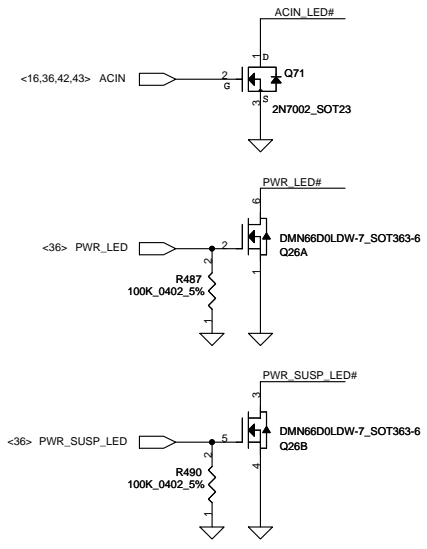
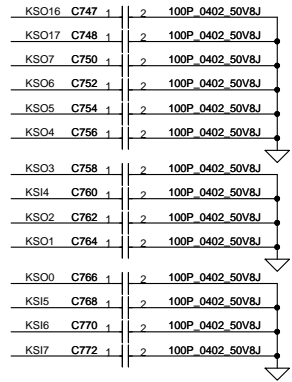
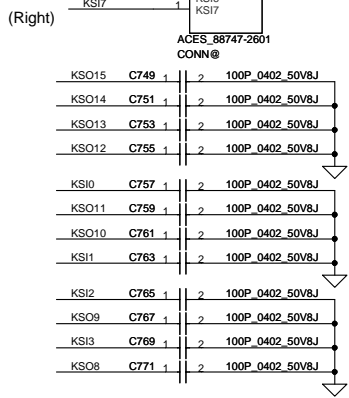
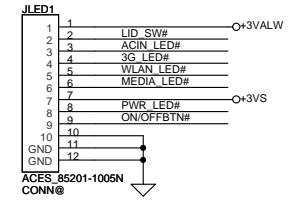
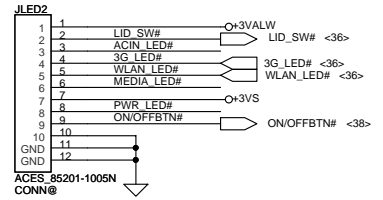
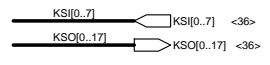
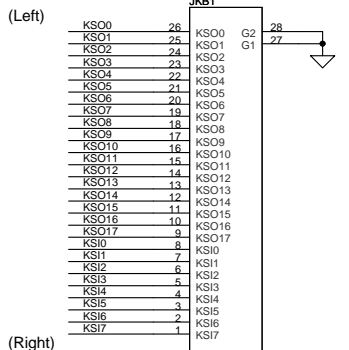
KB926 Rev:D3(SA00001J580)
KB926 Rev:E0(SA00001J5A0)

Security Classification		Compal Secret Data		Compal Electronics, Inc.	
Issued Date	2008/10/06	Deciphered Date	2010/03/12	Title	
THIS SHEET OF ENGINEERING DRAWING IS THE PROPRIETARY PROPERTY OF COMPAL ELECTRONICS, INC. AND CONTAINS CONFIDENTIAL AND TRADE SECRET INFORMATION. THIS SHEET MAY NOT BE TRANSFERRED FROM THE CUSTODY OF THE COMPETENT DIVISION OF R&D DEPARTMENT EXCEPT AS AUTHORIZED BY COMPAL ELECTRONICS, INC. NEITHER THIS SHEET NOR THE INFORMATION IT CONTAINS MAY BE USED BY OR DISCLOSED TO ANY THIRD PARTY WITHOUT PRIOR WRITTEN CONSENT OF COMPAL ELECTRONICS, INC.				Document Number	Rev D
				401827	
				Tuesday, September 14, 2010	Sheet 36 of 55



Left side

Right side

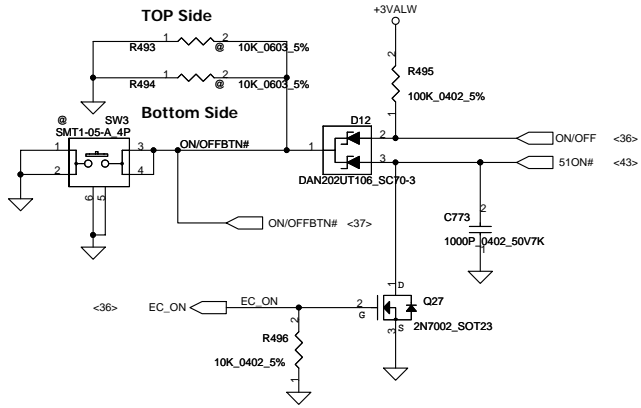


NEW95 LED Option

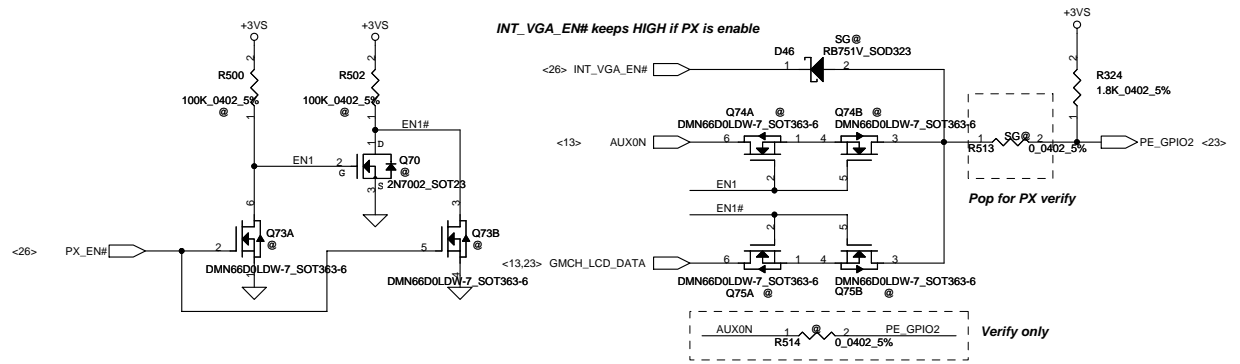
1bios.ru

Security Classification		Compal Secret Data		Compal Electronics, Inc.	
Issued Date		Deciphered Date		Title	
2008/10/06		2010/03/12		SCHEMATIC, MB A5911	
THIS SHEET OF ENGINEERING DRAWING IS THE PROPRIETARY PROPERTY OF COMPAL ELECTRONICS, INC. AND CONTAINS CONFIDENTIAL AND TRADE SECRET INFORMATION. THIS SHEET MAY NOT BE TRANSFERRED FROM THE CUSTODY OF THE COMPETENT DIVISION OF COMPAL ELECTRONICS, INC. NEITHER THIS SHEET NOR THE INFORMATION IT CONTAINS MAY BE USED BY OR DISCLOSED TO ANY THIRD PARTY WITHOUT PRIOR WRITTEN CONSENT OF COMPAL ELECTRONICS, INC.				Document Number	
				401827	
				Date:	Tuesday, September 14, 2010
				Sheet	37 of 55

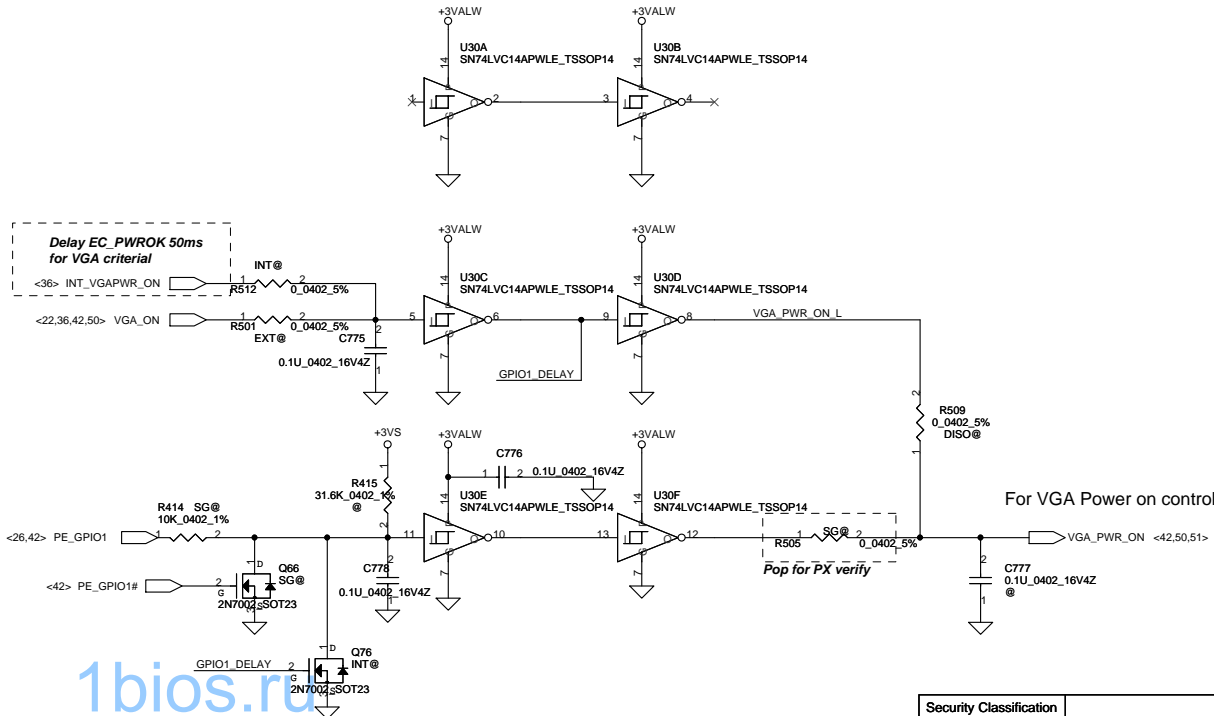
ON/OFF switch Power Button



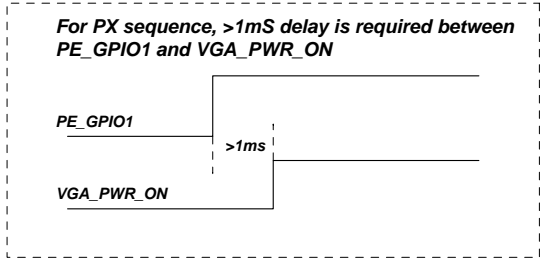
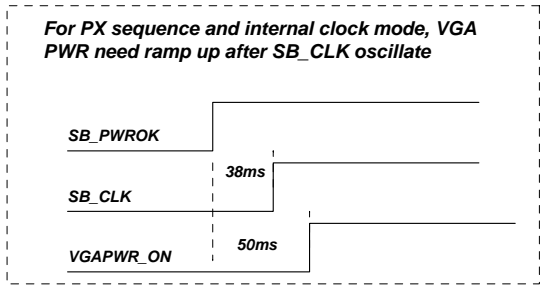
PX MODE SELECT CONTROL <AMD Suggestion>



VGA Power ON Circuit

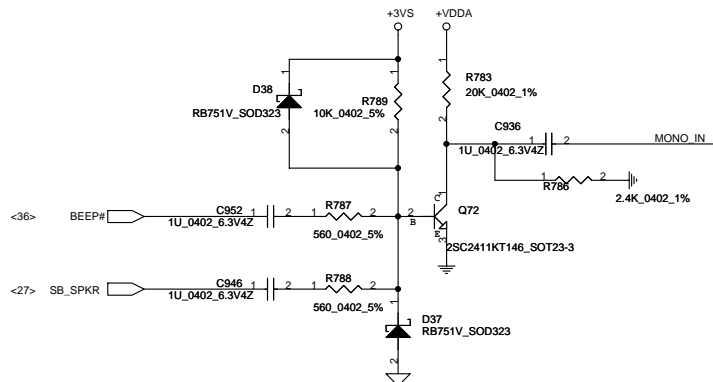


	PX_EN#	AUXON EDP_DISABLED	I2C_DATA EDP_ENABLED	INT_VGA_EN#	DISPLAY OUTPUT
IGP only mode	1	X	X	0	IGP(LVDS,EDP,VGA,DP)
VGA only mode	1	X	X	1	VGA(LVDS,EDP,CRT,DP)
PX (MUXED)	0	0/1	0/1	1	VGA/IGP(CRT, LVDS, EDP); MXM(DP)
PX (MUXLESS)	0	X	X	0	IGP(LVDS,EDP,CRT,DP)

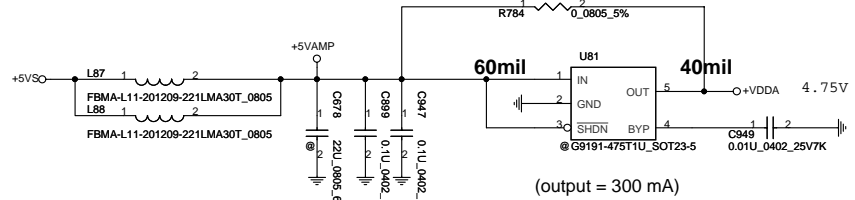


1bios.ru

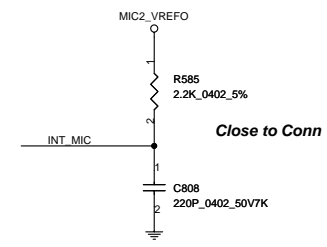
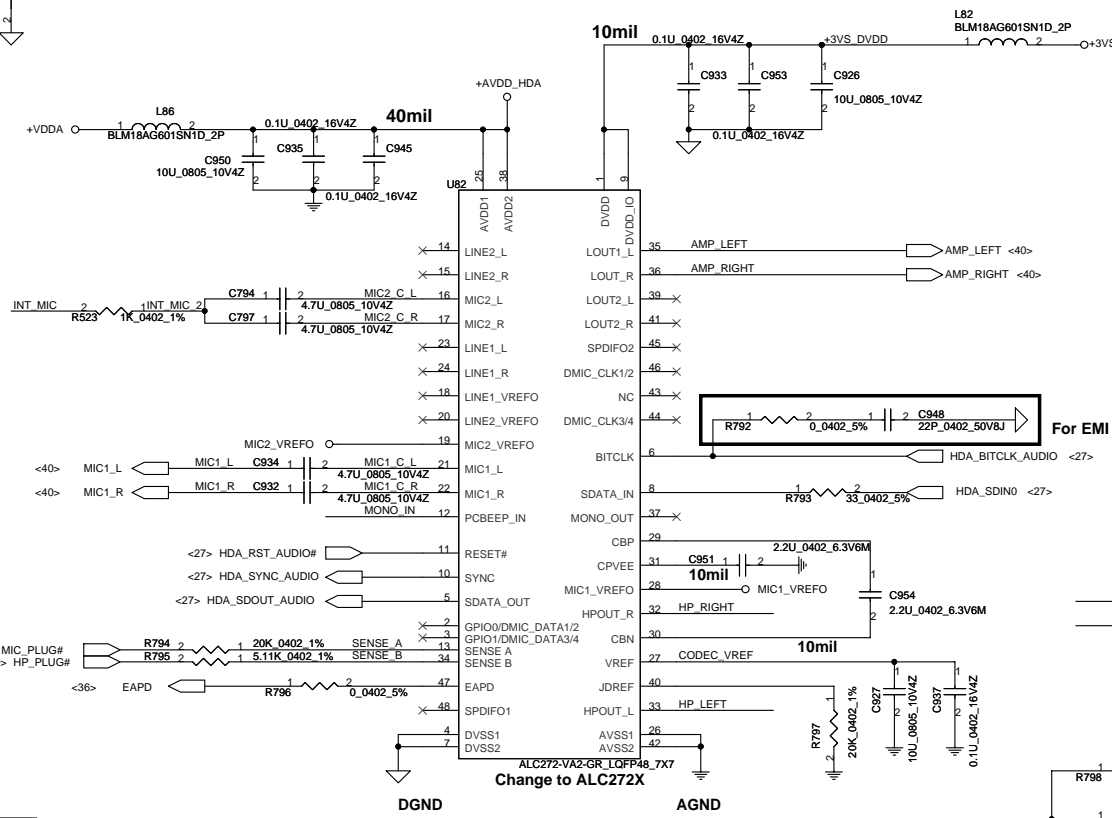
Security Classification	Compal Secret Data			Compal Electronics, Inc.	
Issued Date	2008/10/06	Deciphered Date	2010/03/12	Title	
THIS SHEET OF ENGINEERING DRAWING IS THE PROPRIETARY PROPERTY OF COMPAL ELECTRONICS, INC. AND CONTAINS CONFIDENTIAL AND TRADE SECRET INFORMATION. THIS SHEET MAY NOT BE TRANSFERRED FROM THE CUSTODY OF THE COMPETENT DIVISION OF R&D DEPARTMENT EXCEPT AS AUTHORIZED BY COMPAL ELECTRONICS, INC. NEITHER THIS SHEET NOR THE INFORMATION IT CONTAINS MAY BE USED BY OR DISCLOSED TO ANY THIRD PARTY WITHOUT PRIOR WRITTEN CONSENT OF COMPAL ELECTRONICS, INC.				Document Number	Rev D
				401827	
				Date: Tuesday, September 14, 2010	Sheet 38 of 55



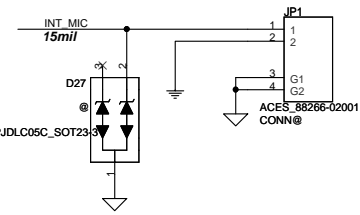
HD Audio Codec



(output = 300 mA)



Close to Conn

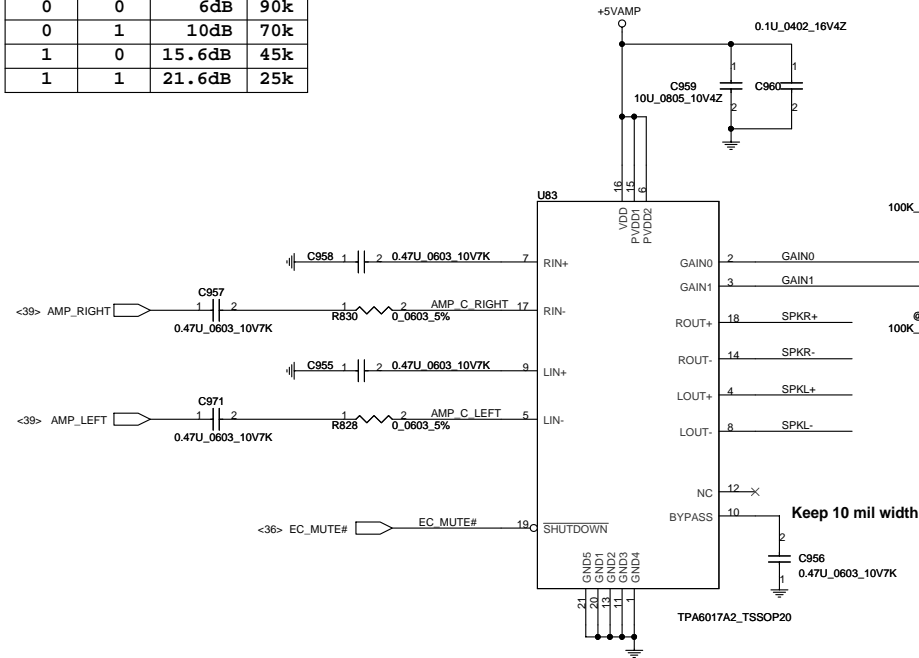


ALC272X			
Sense Pin	Impedance	Codec Signals	Function
SENSE A	39.2K	PORT-A (PIN 39, 41)	LOUT2
	20K	PORT-B (PIN 21, 22)	MIC1
	10K	PORT-C (PIN 23, 24)	LINE1
	5.1K	PORT-D (PIN 35, 36)	LOUT1
SENSE B	39.2K	PORT-E (PIN 14, 15)	LINE2
	20K	PORT-F (PIN 16, 17)	MIC2
	10K	PORT-G (PIN 32, 33)	HP
	5.1K	PORT-H (PIN 32, 33)	HP

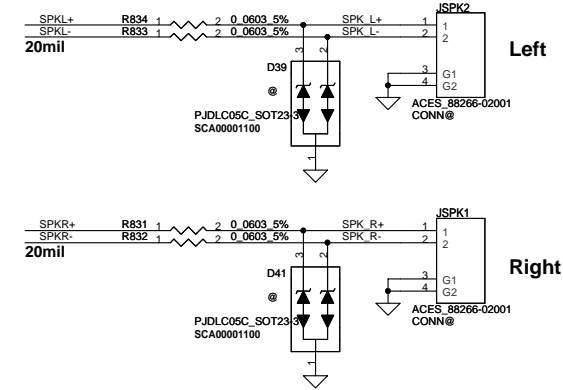
Change to ALC272X

Security Classification	Compal Secret Data			Compal Electronics, Inc.	
Issued Date	2008/10/06	Deciphered Date	2010/03/12	Title	
THIS SHEET OF ENGINEERING DRAWING IS THE PROPRIETARY PROPERTY OF COMPAL ELECTRONICS, INC. AND CONTAINS CONFIDENTIAL AND TRADE SECRET INFORMATION. THIS SHEET MAY NOT BE TRANSFERRED FROM THE CUSTODY OF THE COMPETENT DIVISION OF R&D DEPARTMENT EXCEPT AS AUTHORIZED BY COMPAL ELECTRONICS, INC. NEITHER THIS SHEET NOR THE INFORMATION IT CONTAINS MAY BE USED BY OR DISCLOSED TO ANY THIRD PARTY WITHOUT PRIOR WRITTEN CONSENT OF COMPAL ELECTRONICS, INC.				Document Number	
				401827	
				Date:	Tuesday, September 14, 2010
				Sheet	39 of 55

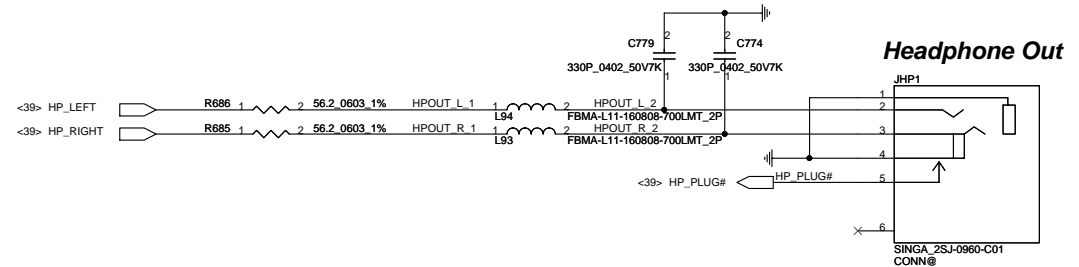
GAIN0	GAIN1	AV(inv)	Ri
0	0	6dB	90k
0	1	10dB	70k
1	0	15.6dB	45k
1	1	21.6dB	25k



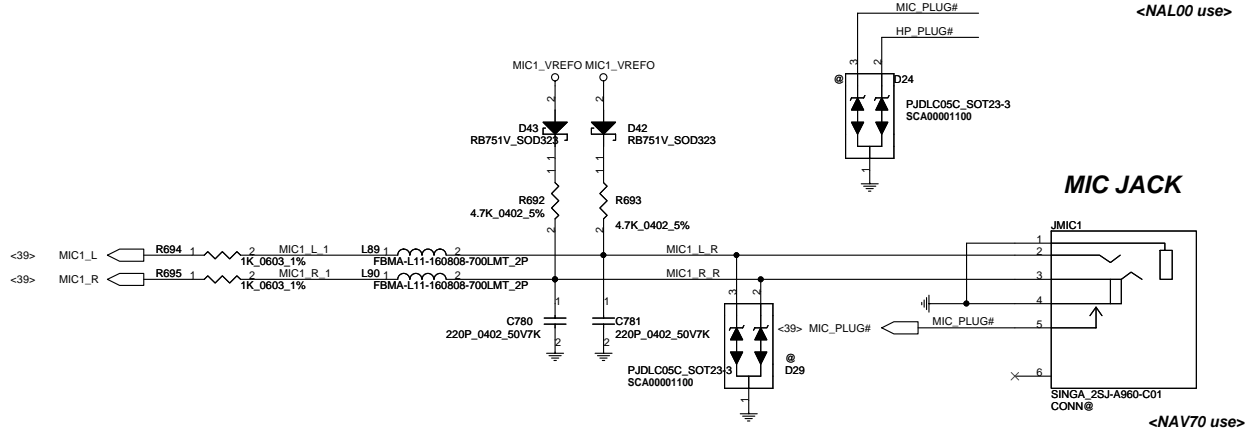
Int. Speaker Conn.



Headphone Out



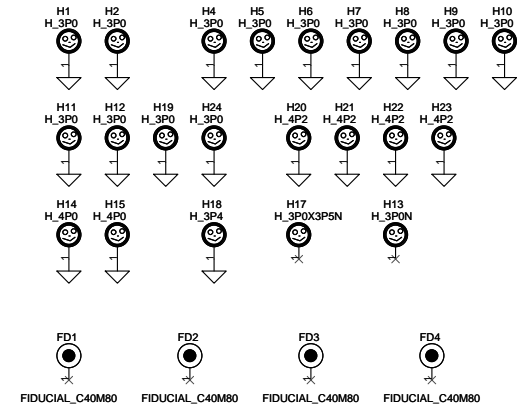
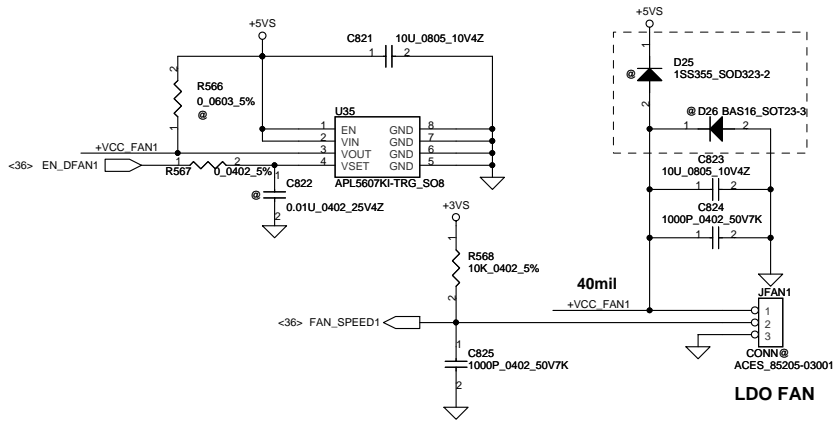
MIC JACK



1bios.ru

Security Classification	Compal Secret Data			Compal Electronics, Inc.	
Issued Date	2008/10/06	Deciphered Date	2010/03/12	Title	SCHEMATIC, MB A5911
THIS SHEET OF ENGINEERING DRAWING IS THE PROPRIETARY PROPERTY OF COMPAL ELECTRONICS, INC. AND CONTAINS CONFIDENTIAL AND TRADE SECRET INFORMATION. THIS SHEET MAY NOT BE TRANSFERRED FROM THE CUSTODY OF THE COMPETENT DIVISION OF R&D DEPARTMENT EXCEPT AS AUTHORIZED BY COMPAL ELECTRONICS, INC. NEITHER THIS SHEET NOR THE INFORMATION IT CONTAINS MAY BE USED BY OR DISCLOSED TO ANY THIRD PARTY WITHOUT PRIOR WRITTEN CONSENT OF COMPAL ELECTRONICS, INC.					
				Document Number	401827
				Date:	Tuesday, September 14, 2010
				Sheet	40 of 55

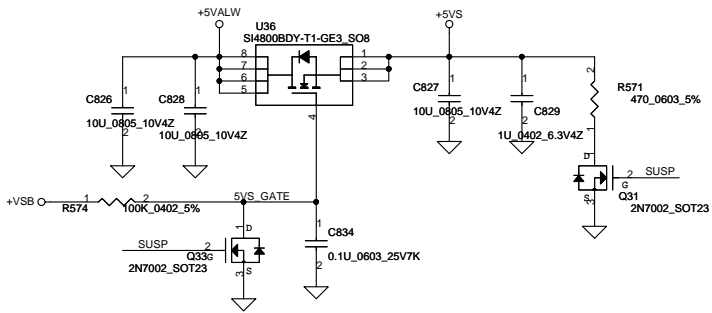
FAN1 Conn



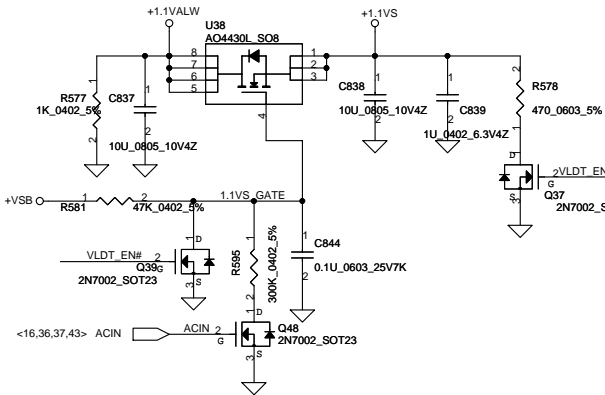
1bios.ru

Security Classification	Compal Secret Data		Compal Electronics, Inc.	
Issued Date	2008/10/06	Deciphered Date	2010/03/12	Title
THIS SHEET OF ENGINEERING DRAWING IS THE PROPRIETARY PROPERTY OF COMPAL ELECTRONICS, INC. AND CONTAINS CONFIDENTIAL AND TRADE SECRET INFORMATION. THIS SHEET MAY NOT BE TRANSFERRED FROM THE CUSTODY OF THE COMPETENT DIVISION OF RESEARCH AND DEVELOPMENT DEPARTMENT EXCEPT AS AUTHORIZED BY COMPAL ELECTRONICS, INC. NEITHER THIS SHEET NOR THE INFORMATION IT CONTAINS MAY BE USED BY OR DISCLOSED TO ANY THIRD PARTY WITHOUT PRIOR WRITTEN CONSENT OF COMPAL ELECTRONICS, INC.				SCHEMATIC, MB A5911
Date: Tuesday, September 14, 2010			Sheet 41 of 55	Rev D

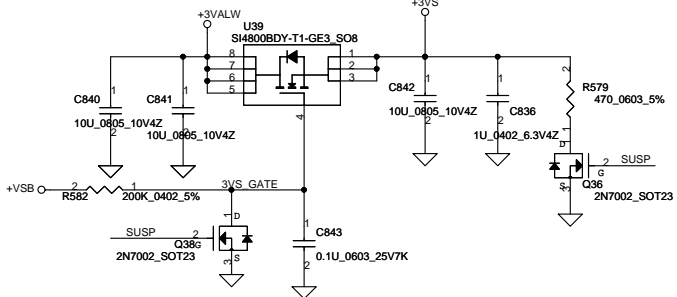
+5VALW TO +5VS



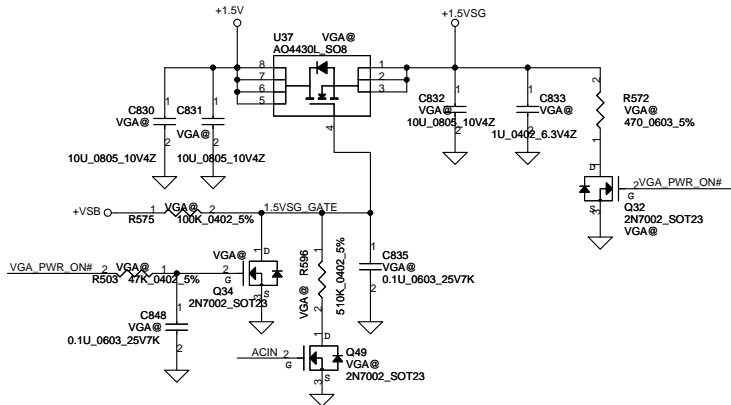
+1.1VALW TO +1.1VS



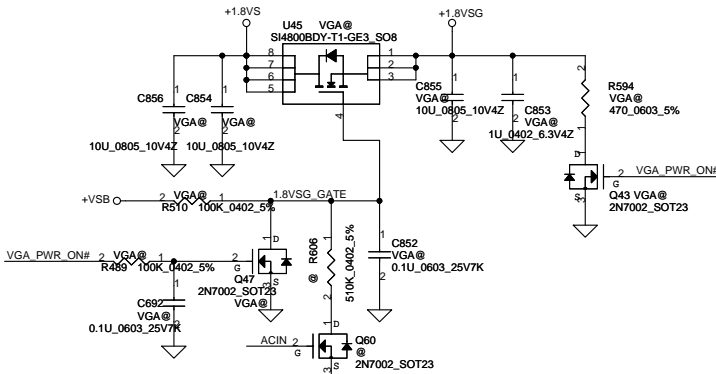
+3VALW TO +3VS



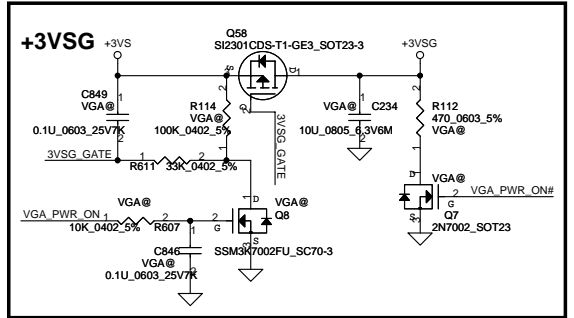
+1.5V to +1.5VSG



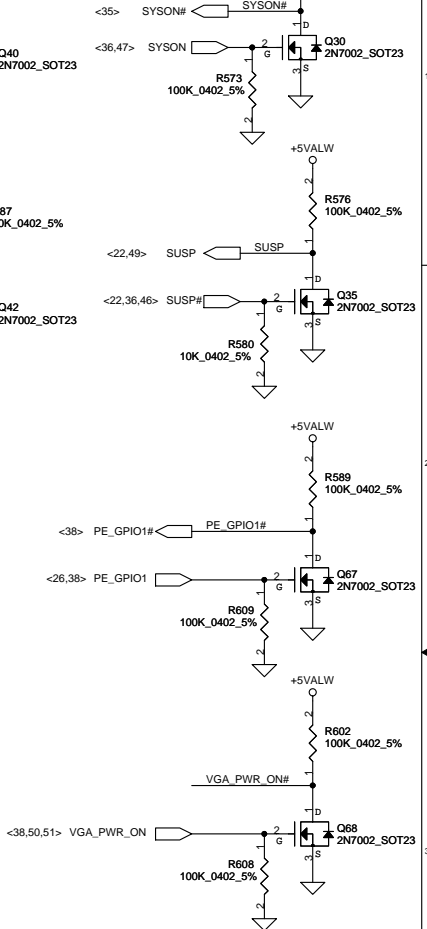
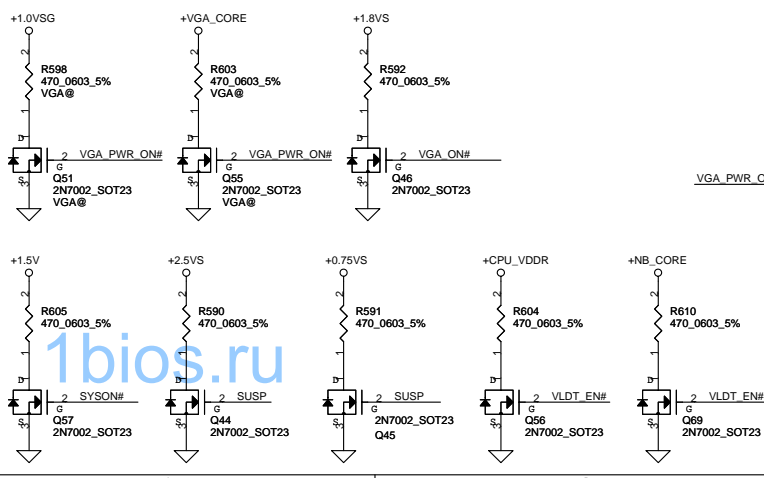
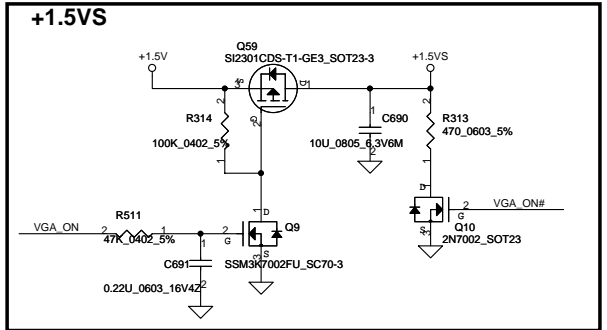
+1.8VS to +1.8VSG



+3VSG

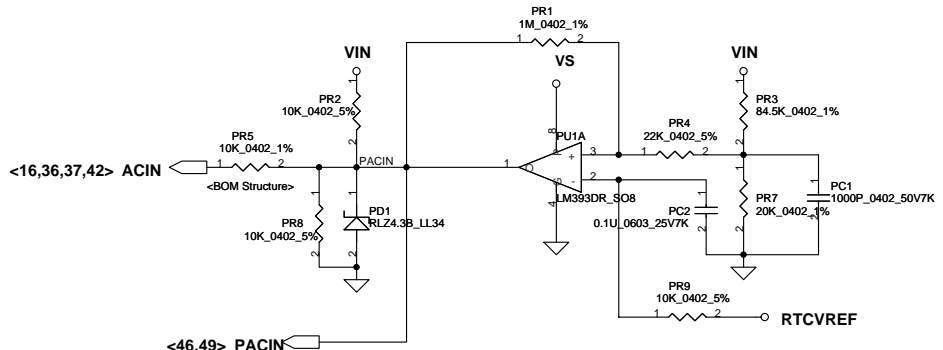
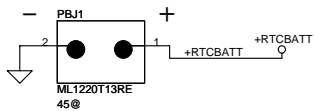
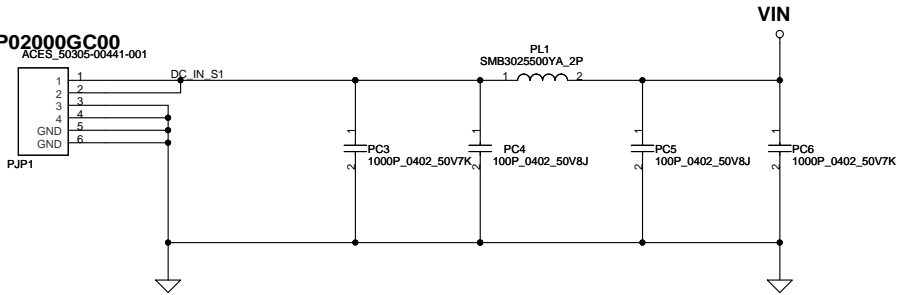


+1.5VS

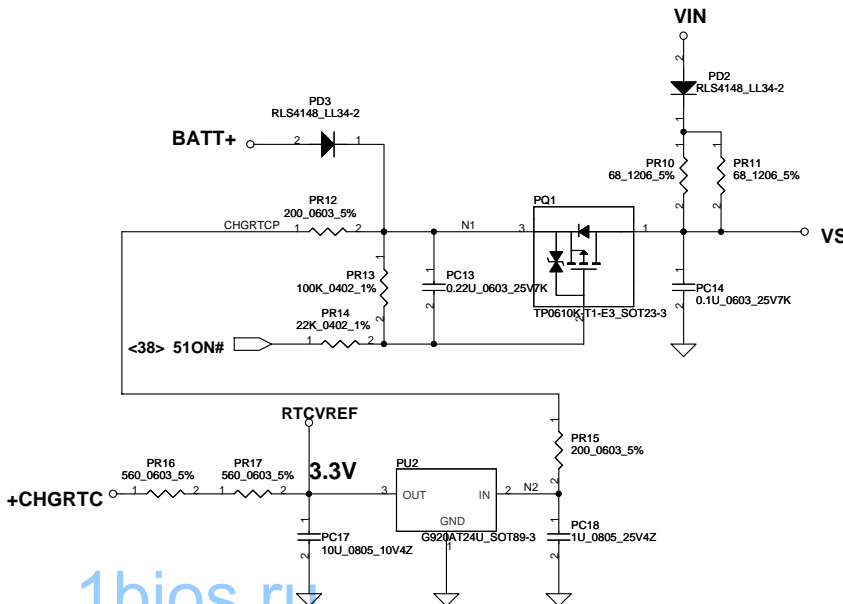
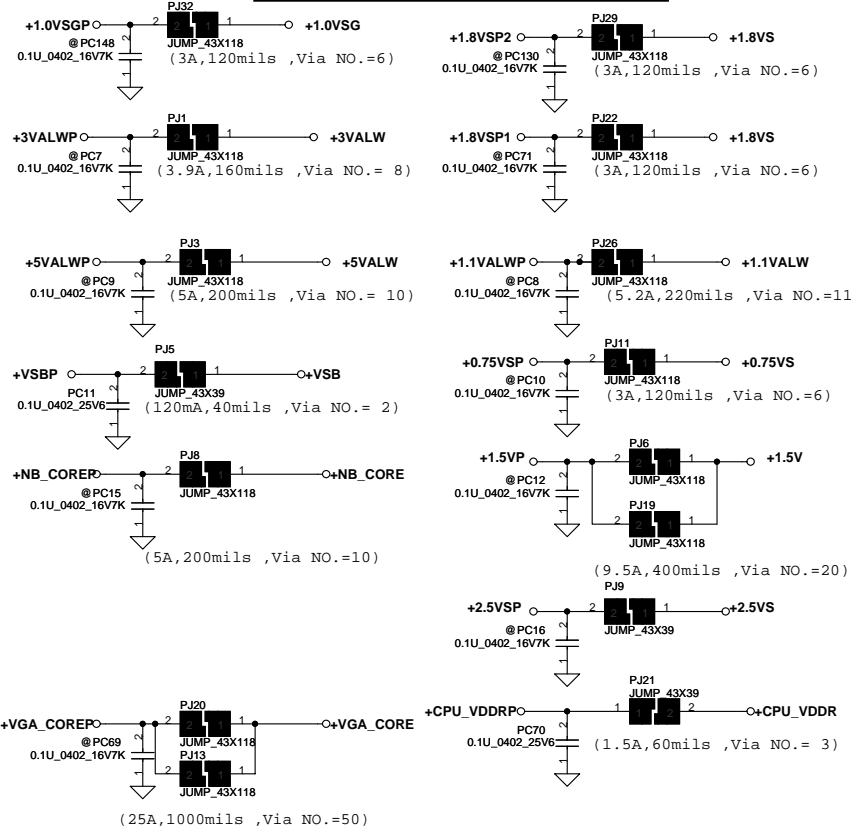


Security Classification	Compal Secret Data		Title	Compal Electronics, Inc.	
Issued Date	2008/10/06	Deciphered Date	2010/03/12	SCHEMATIC, MB A5911	
THIS SHEET OF ENGINEERING DRAWING IS THE PROPRIETARY PROPERTY OF COMPAL ELECTRONICS, INC. AND CONTAINS CONFIDENTIAL AND TRADE SECRET INFORMATION. THIS SHEET MAY NOT BE TRANSFERRED FROM THE CUSTODY OF THE COMPETENT DIVISION OF R&D DEPARTMENT EXCEPT AS AUTHORIZED BY COMPAL ELECTRONICS, INC. NEITHER THIS SHEET NOR THE INFORMATION IT CONTAINS MAY BE USED BY OR DISCLOSED TO ANY THIRD PARTY WITHOUT PRIOR WRITTEN CONSENT OF COMPAL ELECTRONICS, INC.					
Document Number	401827		Rev	D	
Date:	Tuesday, September 14, 2010	Sheet	42	of 55	

SP02000GC00
ACES_50305-00441-001



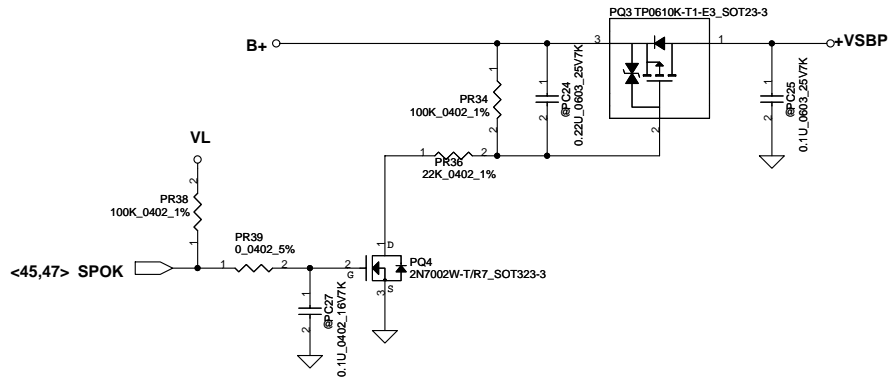
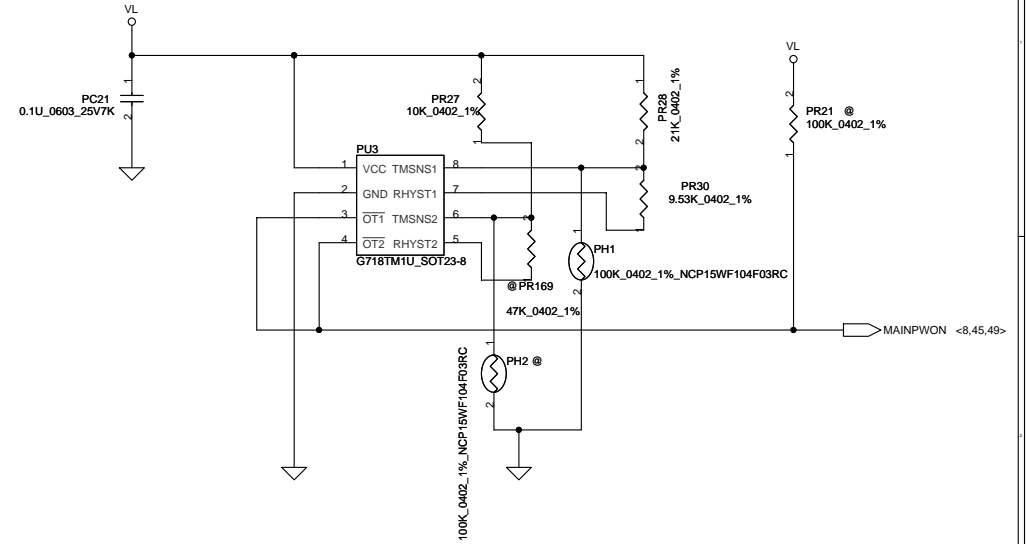
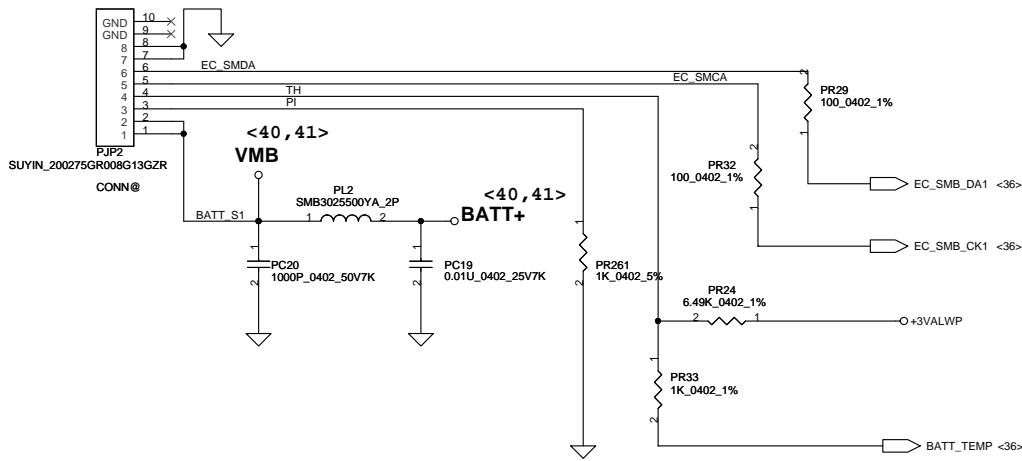
	Min.	Typ	Max.
H-->L	16.976V	17.525V	17.728V
L-->H	17.430V	17.901V	18.384V



Security Classification	Compal Secret Data		Compal Electronics, Inc.	
Issued Date	2007/09/20	Deciphered Date	2010/03/12	Title
THIS SHEET OF ENGINEERING DRAWING IS THE PROPRIETARY PROPERTY OF COMPAL ELECTRONICS, INC. AND CONTAINS CONFIDENTIAL AND TRADE SECRET INFORMATION. THIS SHEET MAY NOT BE TRANSFERRED FROM THE CUSTODY OF THE COMPETENT DIVISION OF R&D DEPARTMENT EXCEPT AS AUTHORIZED BY COMPAL ELECTRONICS, INC. NEITHER THIS SHEET NOR THE INFORMATION IT CONTAINS MAY BE USED BY OR DISCLOSED TO ANY THIRD PARTY WITHOUT PRIOR WRITTEN CONSENT OF COMPAL ELECTRONICS, INC.				Document Number
				401827
				Rev D
Date: Tuesday, September 14, 2010				Sheet 43 of 55

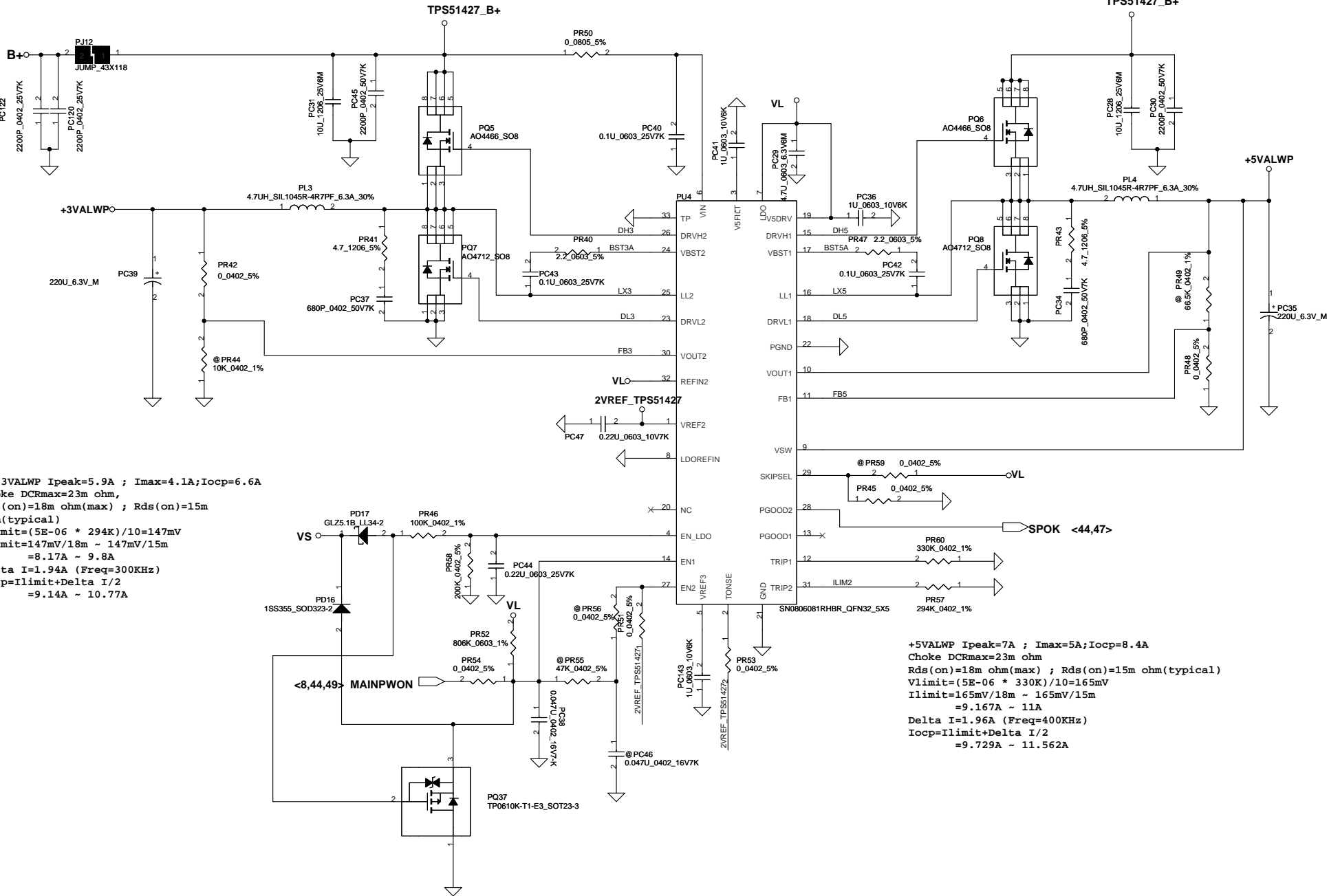
1bios.ru

PH1 under CPU botten side :
 CPU thermal protection at 92 degree C
 Recovery at 56 degree C



1bios.ru

Security Classification		Compal Secret Data		Compal Electronics, Inc.	
Issued Date	2007/09/20	Deciphered Date	2010/03/12	Title	SCHMATIC, MB A5911
THIS SHEET OF ENGINEERING DRAWING IS THE PROPRIETARY PROPERTY OF COMPAL ELECTRONICS, INC. AND CONTAINS CONFIDENTIAL AND TRADE SECRET INFORMATION. THIS SHEET MAY NOT BE TRANSFERRED FROM THE CUSTODY OF THE COMPETENT DIVISION OF R&D DEPARTMENT EXCEPT AS AUTHORIZED BY COMPAL ELECTRONICS, INC. NEITHER THIS SHEET NOR THE INFORMATION IT CONTAINS MAY BE USED BY OR DISCLOSED TO ANY THIRD PARTY WITHOUT PRIOR WRITTEN CONSENT OF COMPAL ELECTRONICS, INC.					
Rev	Document Number	401827	Rev	D	
Date:	Tuesday, September 14, 2010	Sheet	44	of	55



+3.3VALWP Ipeak=5.9A ; Imax=4.1A;Iocp=6.6A
 Choke DCRmax=23m ohm,
 Rds(on)=18m ohm(max) ; Rds(on)=15m
 ohm(typical)
 $V_{limit} = (5E-06 * 294K) / 10 = 147mV$
 $I_{limit} = 147mV / 18m \sim 147mV / 15m$
 $= 8.17A \sim 9.8A$
 $\Delta I = 1.94A$ (Freq=300KHz)
 $I_{ocp} = I_{limit} + \Delta I / 2$
 $= 9.14A \sim 10.77A$

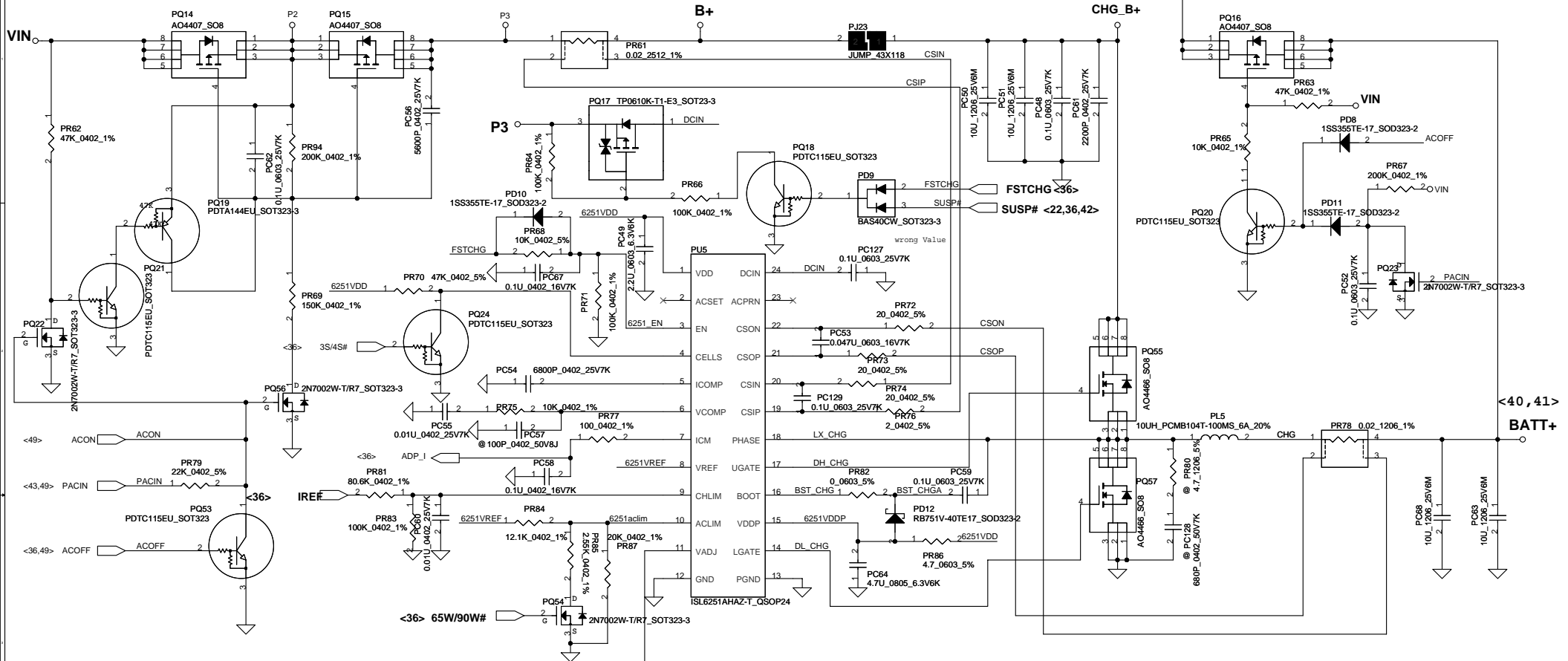
+5VALWP Ipeak=7A ; Imax=5A;Iocp=8.4A
 Choke DCRmax=23m ohm
 Rds(on)=18m ohm(max) ; Rds(on)=15m ohm(typical)
 $V_{limit} = (5E-06 * 330K) / 10 = 165mV$
 $I_{limit} = 165mV / 18m \sim 165mV / 15m$
 $= 9.167A \sim 11A$
 $\Delta I = 1.96A$ (Freq=400KHz)
 $I_{ocp} = I_{limit} + \Delta I / 2$
 $= 9.729A \sim 11.562A$

1bios.ru

Security Classification	Compal Secret Data		Title	
Issued Date	2007/09/20	Deciphered Date	2010/03/12	Compal Electronics, Inc.
THIS SHEET OF ENGINEERING DRAWING IS THE PROPRIETARY PROPERTY OF COMPAL ELECTRONICS, INC. AND CONTAINS CONFIDENTIAL AND TRADE SECRET INFORMATION. THIS SHEET MAY NOT BE TRANSFERRED FROM THE CUSTODY OF THE COMPETENT DIVISION OF R&D DEPARTMENT EXCEPT AS AUTHORIZED BY COMPAL ELECTRONICS, INC. NEITHER THIS SHEET NOR THE INFORMATION IT CONTAINS MAY BE USED BY OR DISCLOSED TO ANY THIRD PARTY WITHOUT PRIOR WRITTEN CONSENT OF COMPAL ELECTRONICS, INC.				Document Number
				401827
Date:				Rev D
Tuesday, September 14, 2010				Sheet 45 of 55

Iada=0-4.74A(90W/19V=4.736A)

$CP = 85\% * Iada ; CP = 4.03A$



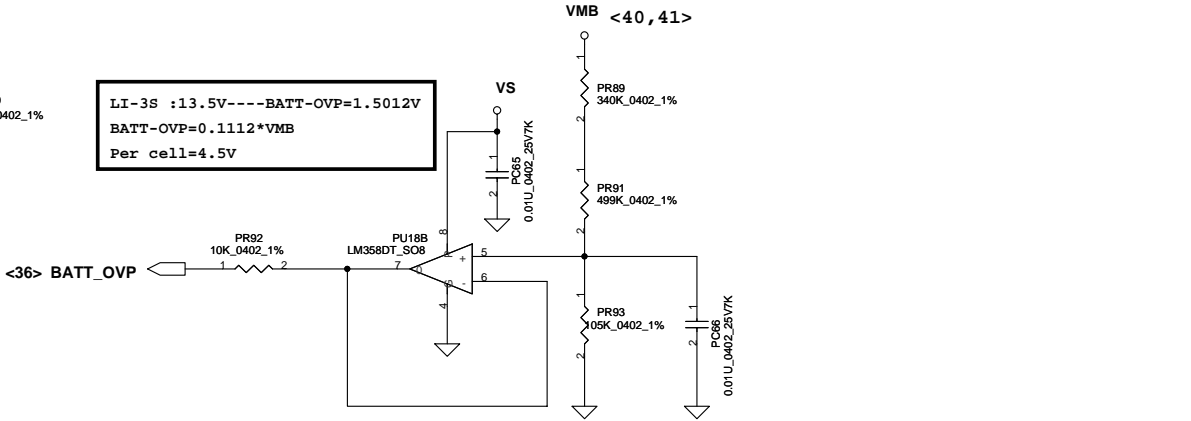
Iada=0-4.74A(90W) CP= 85%*Iada; CP=4.03A
 Iada=0-3.42A(65W) CP= 85%*Iada; CP=2.91A

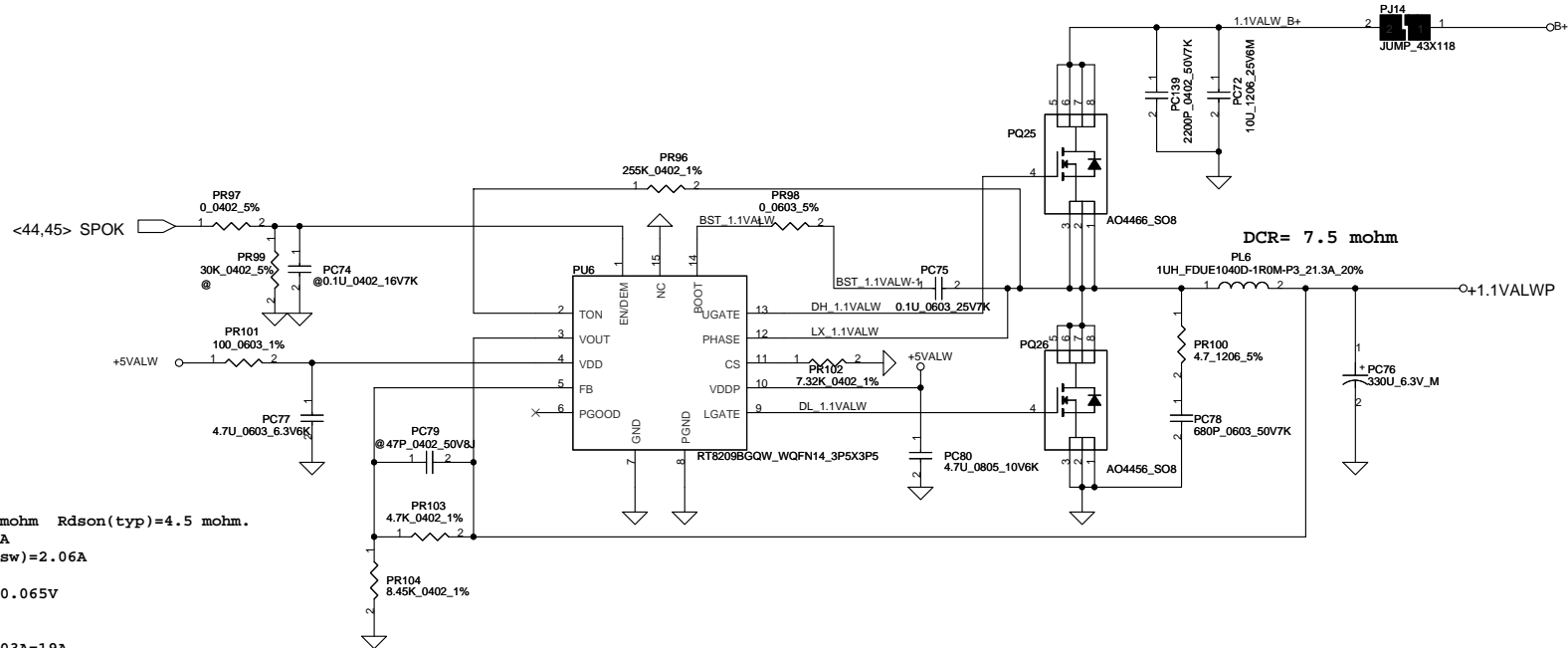
CP mode
 $I_{input} = (1/0.02) * (0.05 * V_{aclm} / 2.39 + 0.05)$
 where $V_{aclm} = 1.464V$ (90W), $I_{input} = 4.03A$
 $PR84 = 12.1K; PR87 = 20K$
 where $V_{aclm} = 0.391V$ (65W), $I_{input} = 2.91A$
 $PR84 = 12.1K; PR85 = 2.55K$
 $IREF = 0.7224 * I_{charge}$

$ADP_I = 19.9 * 3.42 * 0.95 * 0.02 = 1.29V$

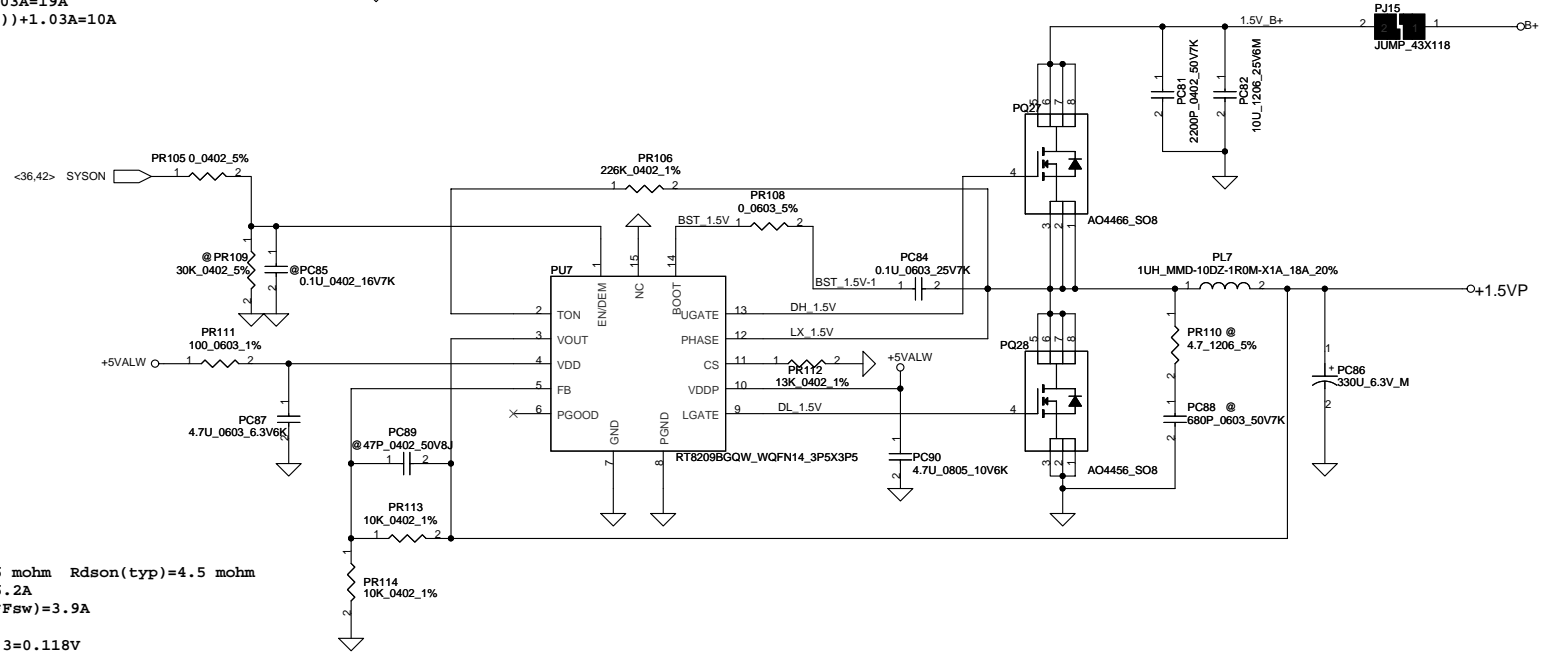
BATT Type	Charging Voltage (0x15)	CV mode
Normal 3S LI-ON Cells	12600mV	12.60V

LI-3S :13.5V---BATT-OVP=1.5012V
 BATT-OVP=0.1112*VMB
 Per cell=4.5V





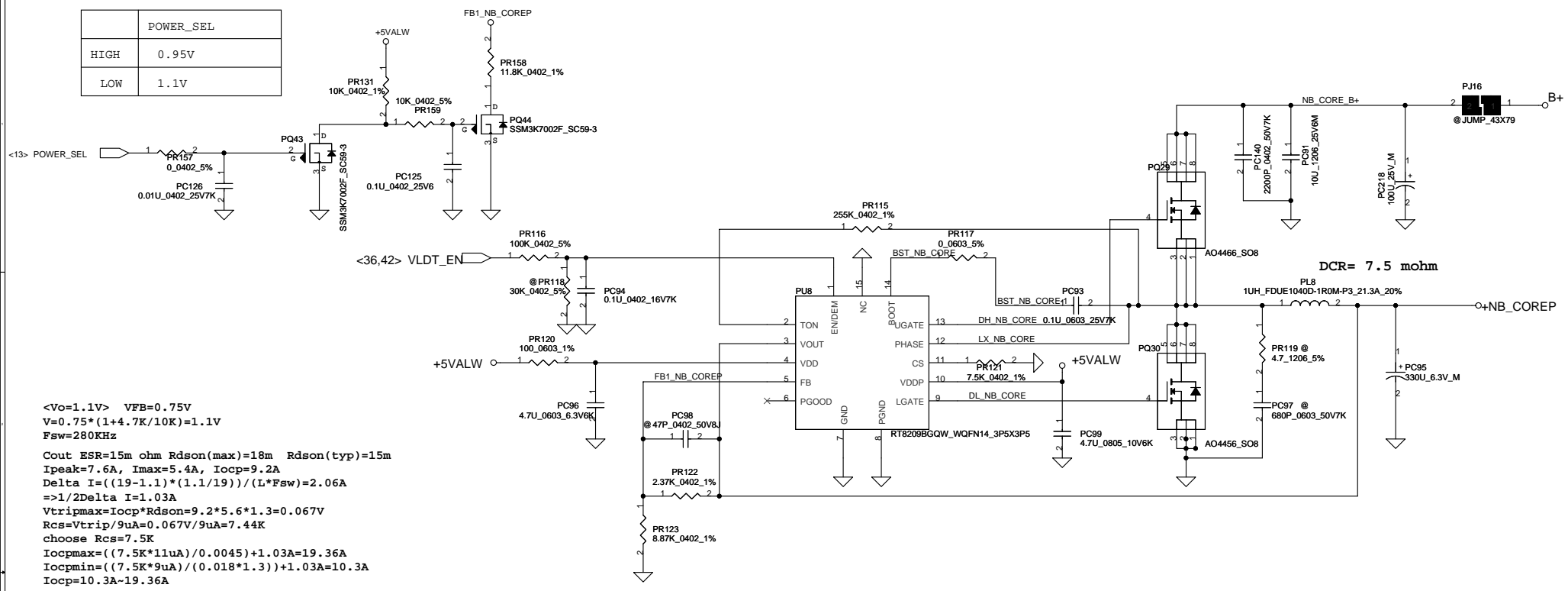
$V_o = 1.1V$ $V_{FB} = 0.75V$
 $V = 0.75 * (1 + 4.7K/10K) = 1.1V$
 $F_{sw} = 280KHz$
 $C_{out} ESR = 15m \text{ ohm}$ $R_{dson(max)} = 5.6 \text{ mohm}$ $R_{dson(typ)} = 4.5 \text{ mohm}$
 $I_{peak} = 7.42A$, $I_{max} = 5.2A$, $I_{ocp} = 8.9A$
 $\Delta I = ((19 - 1.1) * (1.1/19)) / (L * F_{sw}) = 2.06A$
 $=> 1/2 \Delta I$ $I = 1.03A$
 $V_{tripmax} = I_{ocp} * R_{dson} = 8.9 * 5.6 * 1.3 = 0.065V$
 $R_{cs} = V_{trip} / 9uA = 0.065V / 9uA = 7.2K$
 choose $R_{cs} = 7.32K$
 $I_{ocpmax} = ((7.32K * 11uA) / 0.0045) + 1.03A = 19A$
 $I_{ocpmin} = ((7.32K * 9uA) / (0.0056 * 1.3)) + 1.03A = 10A$
 $I_{ocp} = 10A - 19A$



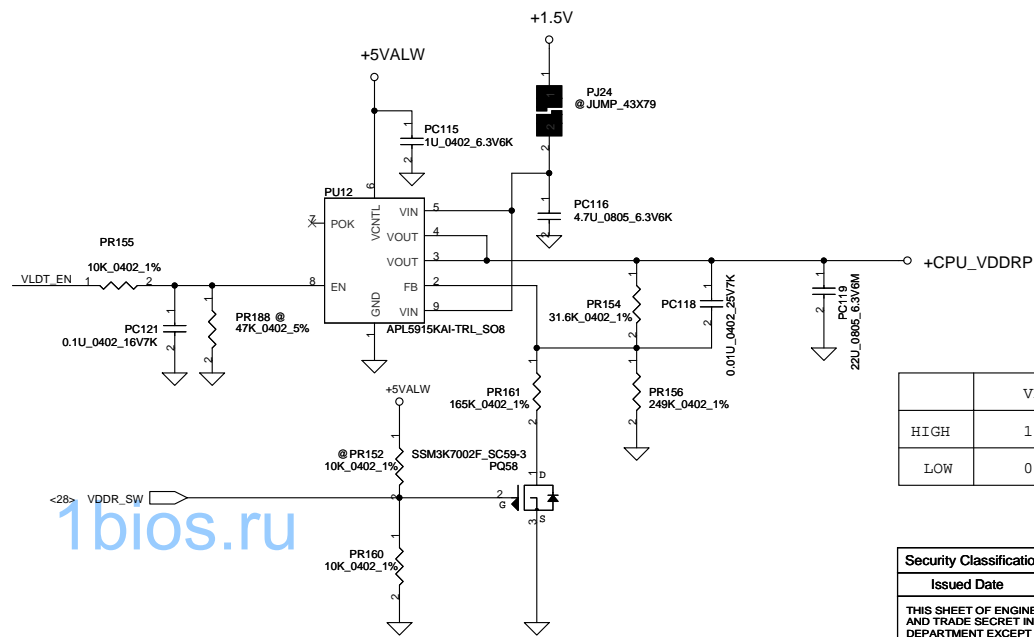
$V_o = 1.5V$ $V_{FB} = 0.75V$
 $V_o = 0.75 * (1 + 10K/10K) = 1.5V$
 $F_{sw} = 280KHz$
 $C_{out} ESR = 17 \text{ mohm}$ $R_{dson(max)} = 5.6 \text{ mohm}$ $R_{dson(typ)} = 4.5 \text{ mohm}$
 $I_{peak} = 13.5A$, $I_{max} = 9.5A$, $I_{ocp} = 16.2A$
 $\Delta I = ((19 - 1.5) * (1.5/19)) / (L * F_{sw}) = 3.9A$
 $=> 1/2 \Delta I$ $I = 1.95A$
 $V_{tripmax} = I_{ocp} * R_{dson} = 16.2 * 5.6 * 1.3 = 0.118V$
 $R_{cs} = V_{trip} / 9uA = 0.118V / 9uA = 13.1K$
 choose $R_{cs} = 13K$
 $I_{ocpmax} = ((13K * 11uA) / 0.0045) + 1.95A = 32A$
 $I_{ocpmin} = ((13K * 9uA) / (0.0056 * 1.3)) + 1.95A = 18A$
 $I_{ocp} = 18A - 32A$

Security Classification	Compal Secret Data		Compal Electronics, Inc.	
Issued Date	2007/09/20	Deciphered Date	2010/03/12	Title
				SCHEMATIC, MB A5911
THIS SHEET OF ENGINEERING DRAWING IS THE PROPRIETARY PROPERTY OF COMPAL ELECTRONICS, INC. AND CONTAINS CONFIDENTIAL AND TRADE SECRET INFORMATION. THIS SHEET MAY NOT BE TRANSFERRED FROM THE CUSTODY OF THE COMPETENT DIVISION OF R&D DEPARTMENT EXCEPT AS AUTHORIZED BY COMPAL ELECTRONICS, INC. NEITHER THIS SHEET NOR THE INFORMATION IT CONTAINS MAY BE USED BY OR DISCLOSED TO ANY THIRD PARTY WITHOUT PRIOR WRITTEN CONSENT OF COMPAL ELECTRONICS, INC.				Document Number
				401827
				Rev D
Date: Tuesday, September 14, 2010				Sheet 47 of 55

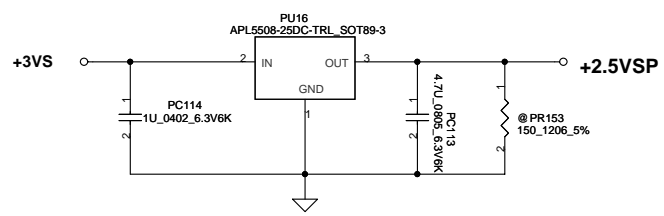
	POWER_SEL
HIGH	0.95V
LOW	1.1V

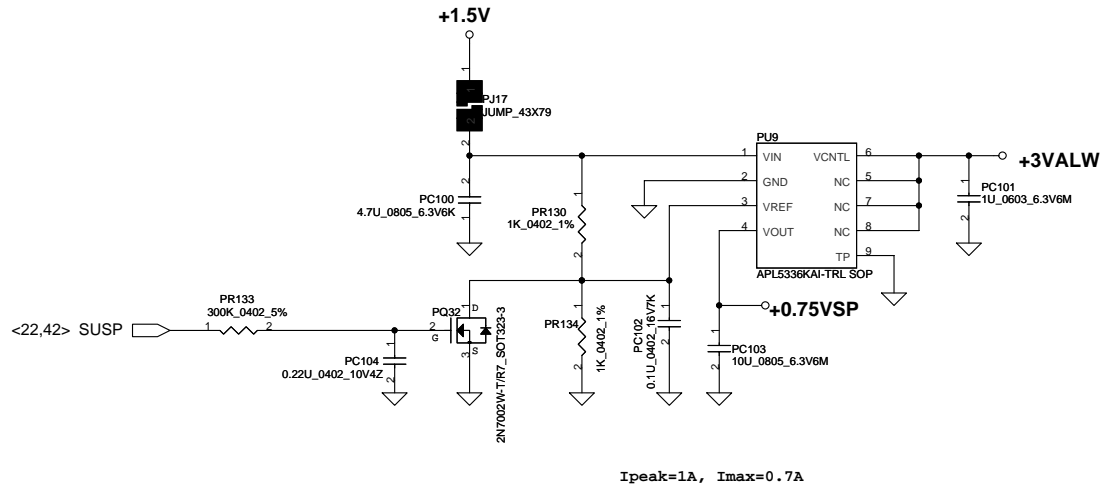


$<V_o=1.1V>$ $V_{FB}=0.75V$
 $V=0.75 * (1+4.7K/10K)=1.1V$
 $F_{sw}=280KHz$
 $C_{out} ESR=15m\ ohm$ $R_{dson(max)}=18m$ $R_{dson(typ)}=15m$
 $I_{peak}=7.6A$, $I_{max}=5.4A$, $I_{ocp}=9.2A$
 $\Delta I=(19-1.1) * (1.1/19) / (L * F_{sw})=2.06A$
 $\Rightarrow 1/2 \Delta I=1.03A$
 $V_{tripmax}=I_{ocp} * R_{dson}=9.2 * 5.6 * 1.3=0.067V$
 $R_{cs}=V_{trip} / 9\mu A=0.067V / 9\mu A=7.44K$
 choose $R_{cs}=7.5K$
 $I_{ocpmax}=(7.5K * 11\mu A) / (0.0045) + 1.03A=19.36A$
 $I_{ocpmin}=(7.5K * 9\mu A) / (0.018 * 1.3) + 1.03A=10.3A$
 $I_{ocp}=10.3A-19.36A$

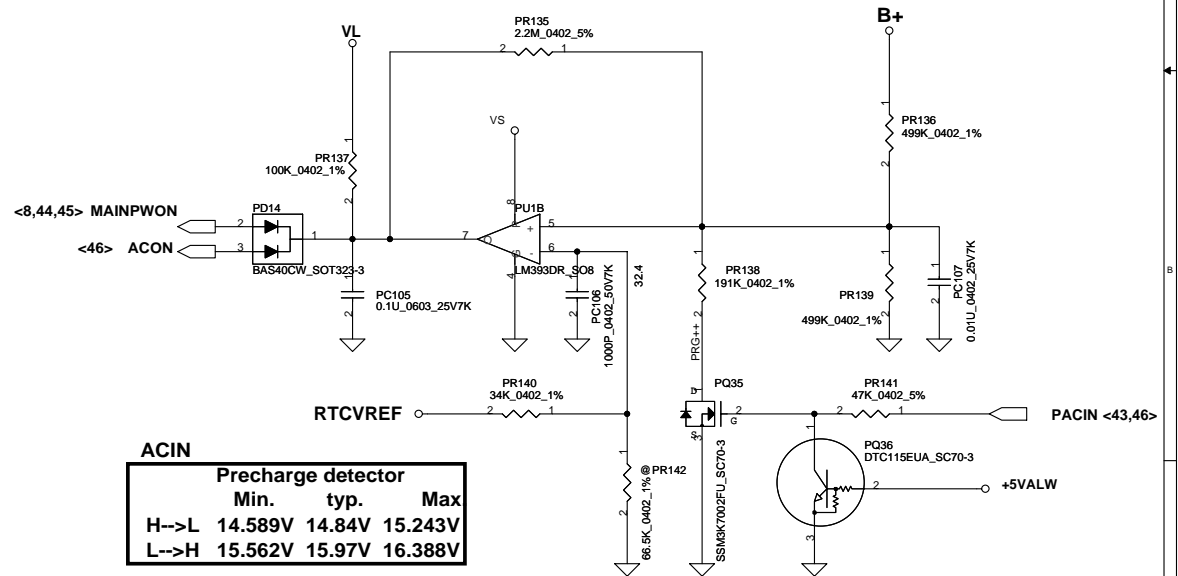
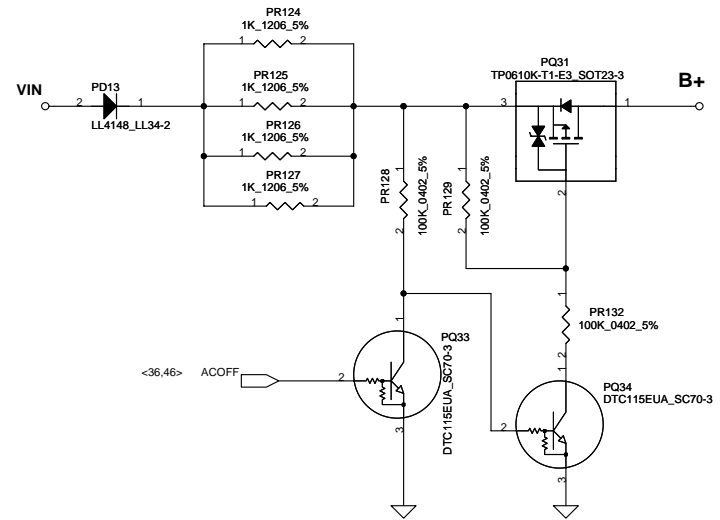


	VDDR_SW
HIGH	1.05V
LOW	0.9V





I_{peak}=1A, I_{max}=0.7A

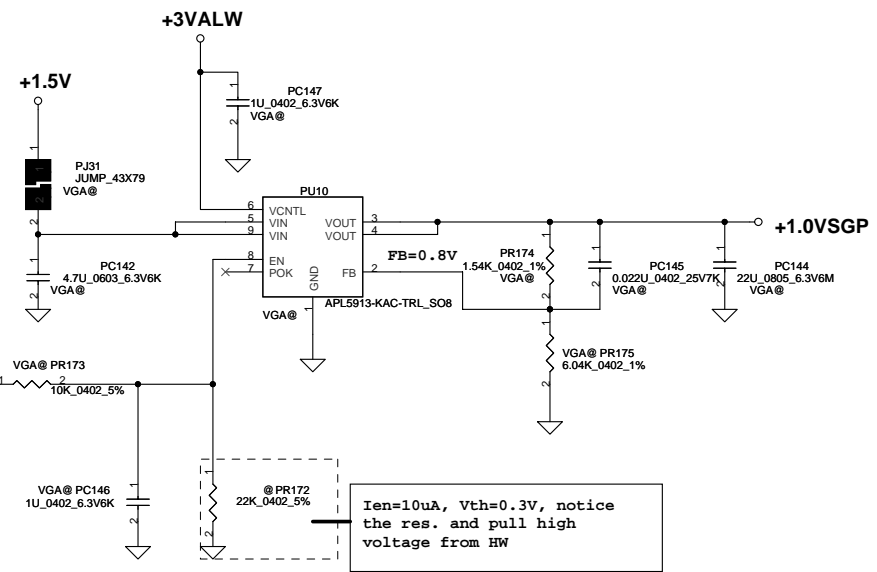
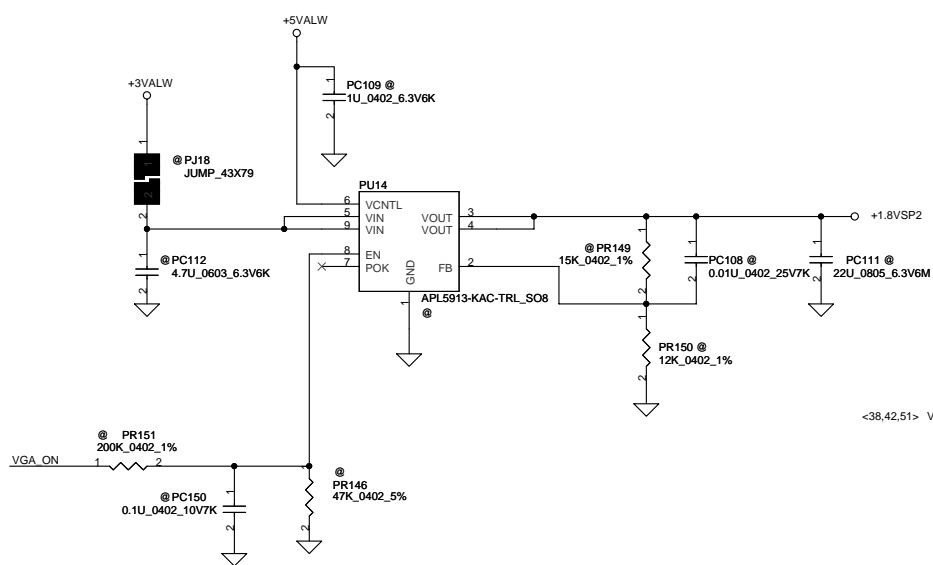
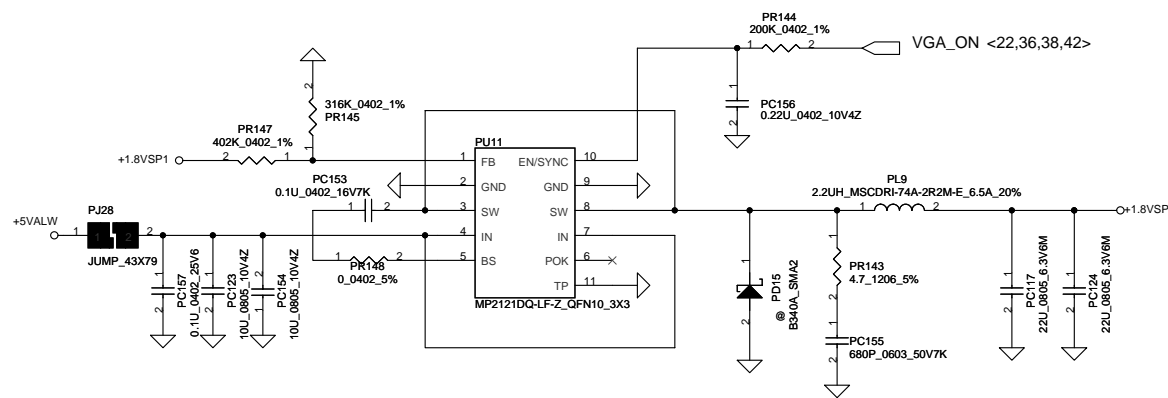


ACIN			
Precharge detector			
	Min.	typ.	Max
H->L	14.589V	14.84V	15.243V
L->H	15.562V	15.97V	16.388V

BATT ONLY			
Precharge detector			
	Min.	typ.	Max
H->L	6.138V	6.214V	6.359V
L->H	7.196V	7.349V	7.505V

1bios.ru

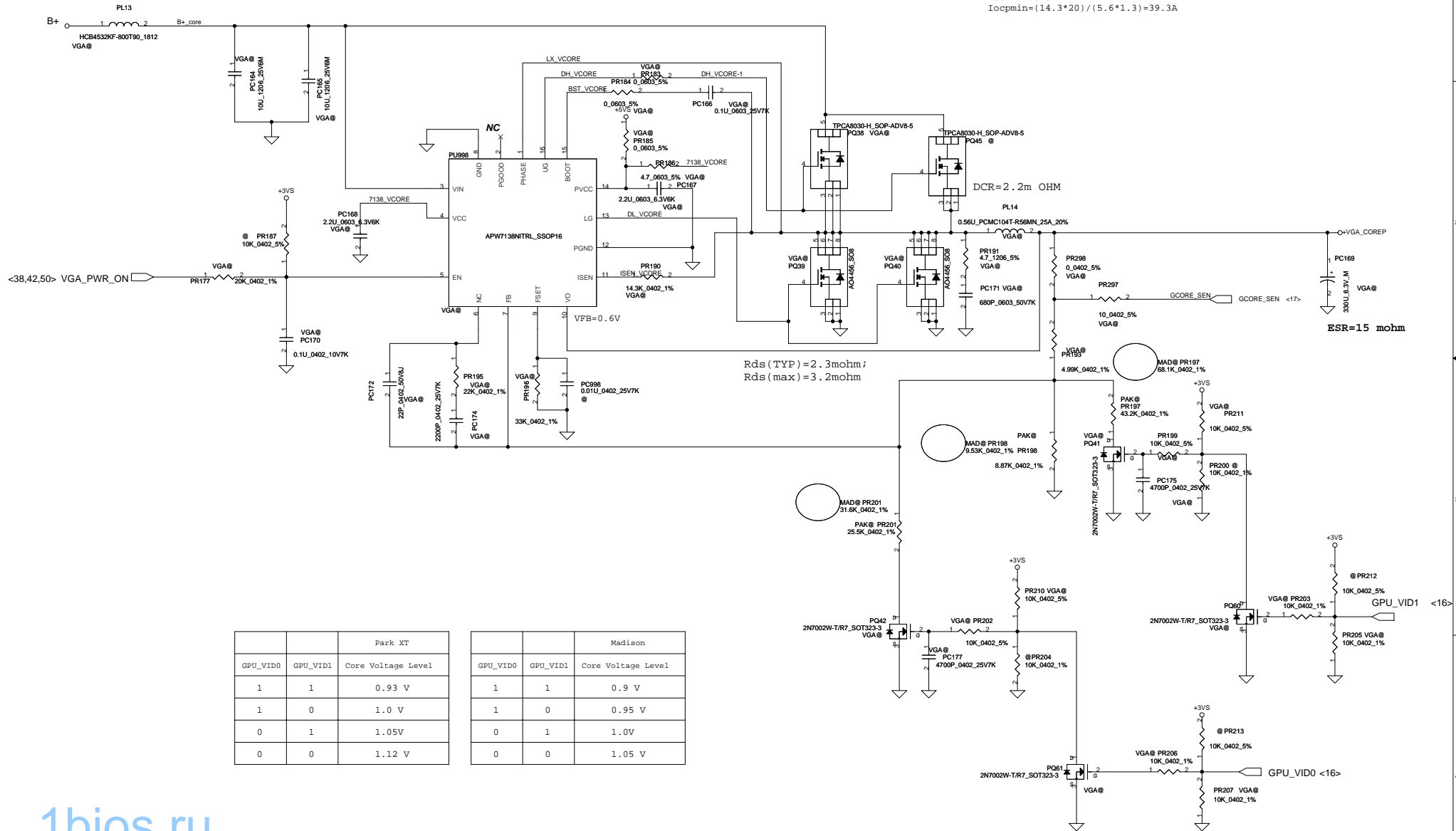
Security Classification		Compal Secret Data		Compal Electronics, Inc.	
Issued Date	2007/09/20	Deciphered Date	2010/03/12	Title	SCHMATIC, MB A5911
THIS SHEET OF ENGINEERING DRAWING IS THE PROPRIETARY PROPERTY OF COMPAL ELECTRONICS, INC. AND CONTAINS CONFIDENTIAL AND TRADE SECRET INFORMATION. THIS SHEET MAY NOT BE TRANSFERRED FROM THE CUSTODY OF THE COMPETENT DIVISION OF COMPAL ELECTRONICS, INC. DEPARTMENT EXCEPT AS AUTHORIZED BY COMPAL ELECTRONICS, INC. NEITHER THIS SHEET NOR THE INFORMATION IT CONTAINS MAY BE USED BY OR DISCLOSED TO ANY THIRD PARTY WITHOUT PRIOR WRITTEN CONSENT OF COMPAL ELECTRONICS, INC.					
Document Number	401827			Rev	D
Date:	Tuesday, September 14, 2010	Sheet	49	of	55



1bios.ru

Security Classification	Compal Secret Data		Title	
Issued Date	2008/08/10	Deciphered Date	2010/03/12	SCHEMATIC, MB A5911
THIS SHEET OF ENGINEERING DRAWING IS THE PROPRIETARY PROPERTY OF COMPAL ELECTRONICS, INC. AND CONTAINS CONFIDENTIAL AND TRADE SECRET INFORMATION. THIS SHEET MAY NOT BE TRANSFERRED FROM THE CUSTODY OF THE COMPETENT DIVISION OF R&D DEPARTMENT EXCEPT AS AUTHORIZED BY COMPAL ELECTRONICS, INC. NEITHER THIS SHEET NOR THE INFORMATION IT CONTAINS MAY BE USED BY OR DISCLOSED TO ANY THIRD PARTY WITHOUT PRIOR WRITTEN CONSENT OF COMPAL ELECTRONICS, INC.				Document Number 401827
Date: Tuesday, September 14, 2010				Sheet 50 of 55

VGA_CORE
 $F=1/(75 \times 10^{-6} \times 12 \times 33) = 400K$
 $I_{peak} = 33A$ $I_{max} = 23.1A$ $I_{ocp} = 39.6A$
 $R_{senmax} = (5.6 \times 1.3 \times 39) / 20 = 14.2 \text{ Kohm}$ choose
 $R_{sen} = 14.3 \text{ Kohm}$
 $I_{ocpmin} = (14.3 \times 20) / (5.6 \times 1.3) = 39.3A$



$R_{ds(TYP)} = 2.3 \text{ mohm}$
 $R_{ds(max)} = 3.2 \text{ mohm}$

DCR = 2.2m OHM

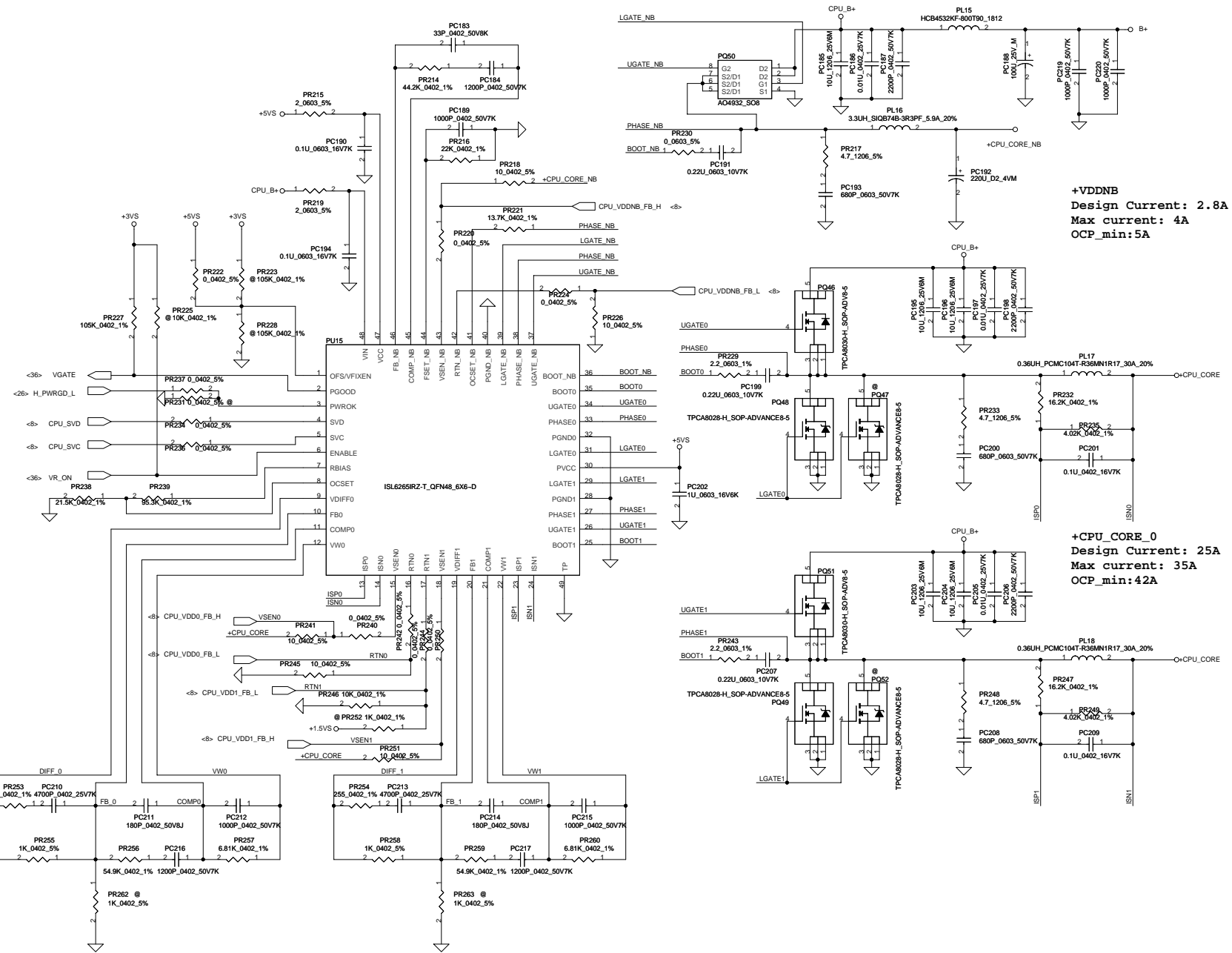
ESR = 15 mohm

GPU_VID0	GPU_VID1	Core Voltage Level
1	1	0.93 V
1	0	1.0 V
0	1	1.05V
0	0	1.12 V

GPU_VID0	GPU_VID1	Core Voltage Level
1	1	0.9 V
1	0	0.95 V
0	1	1.0V
0	0	1.05 V

1bios.ru

1bios.ru



+VDDNB
 Design Current: 2.8A
 Max current: 4A
 OCP_min:5A

+CPU_CORE_0
 Design Current: 25A
 Max current: 35A
 OCP_min:42A

Security Classification	Compal Secret Data		Compal Electronics, Inc.
Issued Date	2008/04/16	Deciphered Date	2010/03/12
THIS SHEET OF ENGINEERING DRAWING IS THE PROPRIETARY PROPERTY OF COMPAL ELECTRONICS, INC. AND CONTAINS CONFIDENTIAL AND TRADE SECRET INFORMATION. THIS SHEET MAY NOT BE TRANSFERRED FROM THE CUSTODY OF THE COMPETENT DIVISION OF R&D DEPARTMENT EXCEPT AS AUTHORIZED BY COMPAL ELECTRONICS, INC. NEITHER THIS SHEET NOR THE INFORMATION IT CONTAINS MAY BE USED BY OR DISCLOSED TO ANY THIRD PARTY WITHOUT PRIOR WRITTEN CONSENT OF COMPAL ELECTRONICS, INC.			Title SCHEMATIC, MB A5911
Size C	Document Number 401827	Rev D	
Date:	Tuesday, September 14, 2010	Sheet 52	of 55

Item	Fixed Issue	Reason for change	Rev.	PG#	Modify List	Date	Phase
1	ADD 2 switch mos and remove 2 pull high resistance to modify VGA_CORE switch level	Before modify to fault, we recognize that VGAPWRSEL pin is open drain state. But after check with AMD AE regoer to clear the foul that VGAPWRSEL pin has driving ability,so i take away 2 pull high resistance and add 2 switch mos to modify the switch level.	0.1	52	ADD PQ60 and PQ61 remove PR212(10K,0402) and PR213(10K.0402)	2009/08/21	EVT_NEW75
2	change thermister , tune PH1 protection and recovery set point	change thermister from 150K to 100K	0.1	44	thermister part number SL200000V00 and PR28 change to 21K, PR30 change to 9.53K	2009/08/27	EVT_NEW75
3	Add GPU voltagr sence net	Cause GPU have GCORE_SEN and FB_GND pin so power add receive net.	0.1	51	ADD GCORE_SEN and FB_GND net, also add PR296(0_0402_1%), PR297(10_0402_5%) and PR298(0_0402_5%)	2009/09/04	EVT_NEW75
4	change DC-IN connector part number	to meet pin definition	0.1	43	change part number is SP020908120	2009/09/10	EVT_NEW75
5	change reistance PR81 value	Cause meet battery Ki value setting from 1.106 to 0.7224. change PR81 from 154K(0402_1%) to 80.6K(0402_1%)	0.1	46	change resistance PR81 value from 154K to 80.6K	2009/09/22	EVT_NEW75
6	ADD switch circuit for 1.05V	Cause follow AMD electrcial sheet, VDDIO/ VDDR voltage setting procedure. AMD processor will switch between 1.05V and 0.9V by VDDIO and VDDR	0.1	48	ADD PR161 (165K_0402_1%), PQ58,PR152(10K_0402_5%),PR160(10K_0402_5%), PC131(0.1U_25V6) , change PR161 value from 100K to 249K, and ADD enable net name -VDDR_SW	2009/09/22	EVT_NEW75
7	change resistance size	cause for component de-rating . Prevent the component break down when inrush current happen.	0.1	46	change PR61 from (0.02_1206_1%) to (0.02_2512_1%)	2009/10/06	EVT_NEW75
8	Modify VGA_CORE mapping table.	cause ATI change power play voltage, so change the table value.	0.1	51	change PR198 from 9.76_0402_1% to 9.53_0402_1%, PR197 from 37.4_0402_1% to 64.9_0402_1% and PR201 from 17.8_0402_1% to 31.6_0402_1%	2009/10/06	EVT_NEW75
9	Change 1.0VSGP enable RC value	Prevent LDO can't turn off when it should turn off	0.1	50	Change PR173 from 100K_0402_5% to 10K_0402_5%, PC146 from 0.1u_0402 to 1u_0402	2009/10/15	EVT_NEW75
10	Change lowside MOS of VGA_CORE	Cause light load efficiency result is fail, and we get result after discuss FAE. The reason is lowside mos Rds on too less and IC will detect not very sensitive	0.1	51	Change PQ39 and PQ40 from TPCA8028(SB00000GL00) to A04456(SB000009F80)	2009/11/19	EVT_NEW75
11	Change 3/5Valv boost resistance value	For EMI request	0.1	45	Change PR40 and PR47 from 0_0603_5% to 2.2_0603_5%(SD013220B80)	2009/11/19	EVT_NEW75
12	ADD two capacity	For EMI request	0.1	52	Add pc219 and pc220 are both S CER CAP 1000P 50V K X7R 0402	2009/11/23	EVT_NEW75
13	ADD three resistance	Cause madison and park need different voltage switch level so add different resistance value for the problem.	0.1	51	Add PR197(68.1K_0402_1%) , PR198 (9.53K_0402_1%) and PR201 (31.6K_0402_1%)	2009/11/23	EVT_NEW75
14	Change chock	Cause A phase put wrong chock	0.2	37,39,40	Change PL9 from SH00000FK00 to SH000009Q00	2009/11/23	EVT_NEW75

1bios.ru

Security Classification	Compal Secret Data		Compal Electronics, Inc.	
Issued Date	2007/09/20	Deciphered Date	2008/09/20	Title
THIS SHEET OF ENGINEERING DRAWING IS THE PROPRIETARY PROPERTY OF COMPAL ELECTRONICS, INC. AND CONTAINS CONFIDENTIAL AND TRADE SECRET INFORMATION. THIS SHEET MAY NOT BE TRANSFERRED FROM THE CUSTODY OF THE COMPETENT DIVISION OF R&D DEPARTMENT EXCEPT AS AUTHORIZED BY COMPAL ELECTRONICS, INC. NEITHER THIS SHEET NOR THE INFORMATION IT CONTAINS MAY BE USED BY OR DISCLOSED TO ANY THIRD PARTY WITHOUT PRIOR WRITTEN CONSENT OF COMPAL ELECTRONICS, INC.				Document Number 401827
Date: Tuesday, September 14, 2010				Rev D
Sheet 53 of 55				

Version change list (P.I.R. List)

DVT Stage

1. remove Y4 related
2. add a bead on +VDDA11PCIE ---ok (add L28)
3. use 6mohm MOS on +1.1VS ---ok (U38,U37)
4. +1.1VALW vlotage level --check PW rail
5. check EC sequence (syson/vga_on) --ok
6. VRAM ID --ok
7. VRAM_RST circuit -- check slew rate
8. 3G module circuit update --ok
9. EC 500K circuit --ok
10. MEMZN circuit (0ohm/10uF) --ok
11. check GBE PU/PD --ok
12. check capacitor size
13. TXC crystal value --ok (change X1, Y2), Y5
14. internal clock circuit --ok
15. ADD VGAPWR_ON --ok, INT_VGAPWR_ON
16. define PX_FN/CLK_MODE strap pin --ok
17. define CLK_REQ for internal CLKREQ --ok
18. change 4.7u_0805 type --ok
19. BOM change for SG --ok
20. add VGAPWR_ON for SG&int clock use --ok
21. add PJ25 --ok
22. LED1/3 680ohm, LED2/4 3.9Kohm --ok
23. add MUXLESS strap --ok (R521,R612)
24. add LPW planel feature --ok (LOCAL_DIM / COLOY_ENG_EN)
25. EC version control--ok (R529,R528)
26. WiMAX LED combine circuit --ok (R530,R531,D47)
27. change INT_VGAPWR_ON to EC_pin91 --ok
28. add VB function --ok (R533,R532)
29. Add R534,R535,R536 for layout --ok
30. change Y5 to 33p cap
31. pop ESD diode --ok
32. set T25 to BH for main --ok
33. Define Board file ID for SW req. --ok

For PEW change list

1. Change Strap/PID/BID for SW
2. Change EC version to E0
3. Change thermal sensor to SB-TSI
4. Define 8L_6L_UMA strap on SB
5. Change EC version to D3 06/29

PVT Stage

1. un-pop D39,D41 p.40
2. pop D27 p.39
3. un-pop Q73, Q74, Q75, Q70, R500, R502 p.38
4. Change R470 to 8.2K p.36
5. Change R600, R510, R489 to 100K p.22/p.42
6. Change C847 to 0.1u p.22
7. Change C739, C740 to 15p p.36
8. Change LED resistance R477, R499 change to 2.2K p.37
9. Change R611 to 33K p.42
10. Change HDMI_HPDI PU from +3VSG to +3VS p.24
11. Change C957, C971 to 0.47u_0603 p.40
12. Remove VGA option solution
unpop R147, R420, R421, R248 pop R161 p.16/p.22/p.17
13. Pop R595, R596, Q49, Q48 change R595 to 300k p.42
14. Change LED1, LED3 to SC591NB5A30 p.37
15. Change Q5, Q26 to SB00000DH00 p.16/p.37
- ~~16. Change C468-C475 to MAD@ ----- p.20 -----~~
17. Change C305, C306 to 0603 size p.18
18. Change LED control circuit, Pop R537, R457 p.34/p.35
19. Update AMP GAIN to 10dB p.40
20. Change C11, C56, C723 to SGA00002N80 p.8/p.9/p.35
21. Change TPC24 to TPC12 for layout

MP Stage

1. Add R541, R542 for TSI leakage current issue. (option) p.36
- ~~2. Change C21 from 3300pF to 100pF -----~~
3. Unpop C21
4. Unpop SW3
5. Change C305 to MAD@
- ~~6. Change VGA to R3 P/N ----- 0419~~
- ~~7. Unpop ESD Diode D24 / D27 / D29 ----- 0512~~

Security Classification		Compal Secret Data		Compal Electronics, Inc.	
Issued Date	2008/10/06	Deciphered Date	2010/03/12	Title	SCHMATIC, MB A5911
THIS SHEET OF ENGINEERING DRAWING IS THE PROPRIETARY PROPERTY OF COMPAL ELECTRONICS, INC. AND CONTAINS CONFIDENTIAL AND TRADE SECRET INFORMATION. THIS SHEET MAY NOT BE TRANSFERRED FROM THE CUSTODY OF THE COMPETENT DIVISION OF RESEARCH AND DEVELOPMENT EXCEPT AS AUTHORIZED BY COMPAL ELECTRONICS, INC. NEITHER THIS SHEET NOR THE INFORMATION IT CONTAINS MAY BE USED BY OR DISCLOSED TO ANY THIRD PARTY WITHOUT PRIOR WRITTEN CONSENT OF COMPAL ELECTRONICS, INC.				Document Number	401827
Date:	Tuesday, September 14, 2010	Sheet	54	of	55

Item	Fixed Issue	Reason for change	Rev.	PG#	Modify List	Date	Phase
15	Change chock	Cause NB_CORE and 1.1VALW efficiency measurement result fail. so change inductor from 1.8uH to 1.0 uH, and change the tye from ferrite to moding	0.2	47,48	Change PL6 and PL8 from SH000009680 to SH000009U00	2009/12/01	EVT_NEW75
16	Change resistance value	Cause change low side MOS from TPCA8028 to AO4456. And there have different Rds(on). then OCP will different, so i need to change ocp setting resistance.	0.2	51	Change PR190 from SD000004100 (S RES 1/16W 8.2K +-1% 0402) to SD00000QM80 (S RES 1/16W 14.3K +-1% 0402)	2009/12/01	EVT_NEW75
17	ADD sunbber	Cause VGA_CORE phase ringing too strong, so add sunbber to reduce the ringing	0.2	51	ADD PR191(SD001470B80 ,S RES 1/4W 4.7 +-5% 1206) and PC171(SE025681K80 S CER CAP 6,80P 50V K X7R 0603)	2009/12/01	EVT_NEW75
18	Change resistance value	change VGA_CORE switch frequency fromm 300K to 400K, for solve efficiency fail issue	0.2	51	Change PR196 from 44.2K to 33K	2009/12/01	EVT_NEW75
19	Delete component PC73, PC83 and PC92	Cause for design resinable	0.2	47,48	Delete PC73,PC83 and PC92	2009/12/01	EVT_NEW75

1bios.ru

Security Classification	Compal Secret Data		Compal Electronics, Inc.	
Issued Date	2007/09/20	Deciphered Date	2008/09/20	Title
THIS SHEET OF ENGINEERING DRAWING IS THE PROPRIETARY PROPERTY OF COMPAL ELECTRONICS, INC. AND CONTAINS CONFIDENTIAL AND TRADE SECRET INFORMATION. THIS SHEET MAY NOT BE TRANSFERRED FROM THE CUSTODY OF THE COMPETENT DIVISION OF RESEARCH AND DEVELOPMENT DEPARTMENT EXCEPT AS AUTHORIZED BY COMPAL ELECTRONICS, INC. NEITHER THIS SHEET NOR THE INFORMATION IT CONTAINS MAY BE USED BY OR DISCLOSED TO ANY THIRD PARTY WITHOUT PRIOR WRITTEN CONSENT OF COMPAL ELECTRONICS, INC.				Document Number 401827
Date: Tuesday, September 14, 2010				Sheet 55 of 55 Rev D