



# LCD-TV

Chassis : N76A

Model : LE26B35\*\*\*

LE32B35\*\*\*

# *SERVICE* Manual

## TFT-LCD TV



LE\*\*B35\*\*\*

## Contents

1. Precautions
2. Product specifications
3. Disassembly and Reassembly
4. Troubleshooting
5. Exploded View & Part List
6. Wiring Diagram

# Contents

<b>1. Precautions .....</b>	<b>1-1</b>
1-1. Safety Precautions .....	1-1
1-2. Servicing Precautions.....	1-2
1-3. Electrostatically Sensitive Devices (ESD) Precautions .....	1-2
1-4. Installation Precautions .....	1-3
<b>2. Product specifications .....</b>	<b>2-1</b>
2-1. Feature & Specifications.....	2-1
2-2. Specification Comparison to Old Models.....	2-6
2-3. Accessories .....	2-7
<b>3. Disassembly and Reassembly .....</b>	<b>3-1</b>
3-1. Disassembly and Reassembly .....	3-1
<b>4. Troubleshooting .....</b>	<b>4-1</b>
4-1. Troubleshooting .....	4-1
4-2. Alignments and Adjustments .....	4-25
4-3. Factory Mode Adjustments .....	4-26
4-4. White Balance - Calibration .....	4-37
4-5. White Ratio (Balance) Adjustment.....	4-37
4-6. S/W UPDATE MANUAL (use ISP TOOL & JIG) .....	4-39
4-7. Mechanical diagram .....	4-42
4-8. PCB diagram .....	4-43
<b>5. Exploded View &amp; Part List .....</b>	<b>5-1</b>
5-1. LE26B35*** Exploded View .....	5-1
5-2. LE32B35*** Exploded View .....	5-3
5-3. LE26B35*** Parts List.....	5-5
5-4. LE32B35*** Parts List.....	5-20
<b>6. Wiring Diagram .....</b>	<b>6-1</b>
6-2. Connector Functions .....	6-4
6-3. Cables .....	6-4



**GSPN (Global Service Partner Network)**

Area	Web Site
North America	<a href="http://service.samsungportal.com">http://service.samsungportal.com</a>
Latin America	<a href="http://latin.samsungportal.com">http://latin.samsungportal.com</a>
CIS	<a href="http://cis.samsungportal.com">http://cis.samsungportal.com</a>
Europe	<a href="http://europe.samsungportal.com">http://europe.samsungportal.com</a>
China	<a href="http://china.samsungportal.com">http://china.samsungportal.com</a>
Asia	<a href="http://asia.samsungportal.com">http://asia.samsungportal.com</a>
Mideast & Africa	<a href="http://mea.samsungportal.com">http://mea.samsungportal.com</a>

**This Service Manual is a property of Samsung Electronics Co.,Ltd.**  
Any unauthorized use of Manual can be punished under applicable  
International and/or domestic law.

© 2009 Samsung Electronics Co.,Ltd.  
**All rights reserved.**  
Printed in Korea  
P/N: BN82-00637A-00

# 1. Precautions

## 1-1. Safety Precautions

Follow these safety, servicing and ESD precautions to prevent damage and to protect against potential hazards such as electrical shock.

### 1-1-1. Warnings

1. For continued safety, do not attempt to modify the circuit board.
2. Disconnect the AC power and DC power jack before servicing.

### 1-1-2. Servicing the LCD TV

1. When servicing the LCD TV, Disconnect the AC line cord from the AC outlet.
2. It is essential that service technicians have an accurate voltage meter available at all times. Check the calibration of this meter periodically.

### 1-1-3. Fire and Shock Hazard

Before returning the LCD TV to the user, perform the following safety checks:

1. Inspect each lead dress to make certain that the leads are not pinched or that hardware is not lodged between the chassis and other metal parts in the LCD TV.
2. Inspect all protective devices such as nonmetallic control knobs, insulating materials, cabinet backs, adjustment and compartment covers or shields, isolation resistor/capacitor networks, mechanical insulators, etc.
3. Leakage Current Hot Check (Figure 1-1):

**WARNING** : Do not use an isolation transformer during this test.

Use a leakage current tester or a metering system that complies with American National Standards Institute (ANSI C101.1, Leakage Current for Appliances), and Underwriters Laboratories (UL Publication UL1410, 59.7).

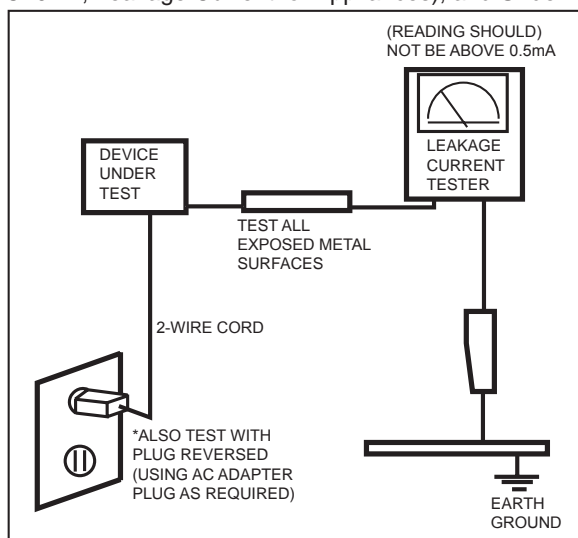


Figure 1-1. Leakage Current Test Circuit

4. With the unit completely reassembled, plug the AC line cord directly into a 110 ~ 240V outlet. With the unit's AC switch first in the ON position and then OFF, measure the current between a known earth ground (metal water pipe, conduit, etc.) and all exposed metal parts, including: metal cabinets, screwheads and control shafts. The current measured should not exceed 0.5 milliamp. Reverse the power-plug prongs in the AC outlet and repeat the test.

### 1-1-4. Product Safety Notices

Some electrical and mechanical parts have special safety-related characteristics which are often not evident from visual inspection. The protection they give may not be obtained by replacing them with components rated for higher voltage, wattage, etc. Parts that have special safety characteristics are identified by  $\triangle$  on schematics and parts lists. A substitute replacement that does not have the same safety characteristics as the recommended replacement part might create shock, fire and/or other hazards. Product safety is under review continuously and new instructions are issued whenever appropriate.

## 1-2. Servicing Precautions

**WARNING:** An electrolytic capacitor installed with the wrong polarity might explode.

**Caution:** Before servicing units covered by this service manual, read and follow the Safety Precautions section of this manual.

**Note:** If unforeseen circumstances create conflict between the following servicing precautions and any of the safety precautions, always follow the safety precautions.

### 1-2-1 General Servicing Precautions

1. Always unplug the unit's AC power cord from the AC power source and disconnect the DC Power Jack before attempting to:
  - (a) remove or reinstall any component or assembly, (b) disconnect PCB plugs or connectors, (c) connect a test component in parallel with an electrolytic capacitor.
2. Some components are raised above the printed circuit board for safety. An insulation tube or tape is sometimes used. The internal wiring is sometimes clamped to prevent contact with thermally hot components. Reinstall all such elements to their original position.
3. After servicing, always check that the screws, components and wiring have been correctly reinstalled. Make sure that the area around the serviced part has not been damaged.
4. Check the insulation between the blades of the AC plug and accessible conductive parts (examples: metal panels, input terminals and earphone jacks).
5. Insulation Checking Procedure: Disconnect the power cord from the AC source and turn the power switch ON. Connect an insulation resistance meter (500 V) to the blades of the AC plug. The insulation resistance between each blade of the AC plug and accessible conductive parts (see above) should be greater than 1 megohm.
6. Always connect a test instrument's ground lead to the instrument chassis ground before connecting the positive lead; always remove the instrument's ground lead last.

## 1-3. Electrostatically Sensitive Devices (ESD) Precautions

Some semiconductor (solid state) devices can be easily damaged by static electricity. Such components are commonly called Electrostatically Sensitive Devices (ESD). Examples of typical ESD are integrated circuits and some field-effect transistors. The following techniques will reduce the incidence of component damage caused by static electricity.

1. Immediately before handling any semiconductor components or assemblies, drain the electrostatic charge from your body by touching a known earth ground. Alternatively, wear a discharging wrist-strap device. To avoid a shock hazard, be sure to remove the wrist strap before applying power to the LCD TV.
2. After removing an ESD-equipped assembly, place it on a conductive surface such as aluminum foil to prevent accumulation of an electrostatic charge.
3. Do not use freon-propelled chemicals. These can generate electrical charges sufficient to damage ESDs.
4. Use only a grounded-tip soldering iron to solder or desolder ESDs.
5. Use only an anti-static solder removal device. Some solder removal devices not classified as "anti-static" can generate electrical charges sufficient to damage ESDs.
6. Do not remove a replacement ESD from its protective package until you are ready to install it. Most replacement ESDs are packaged with leads that are electrically shorted together by conductive foam, aluminum foil or other conductive materials.
7. Immediately before removing the protective material from the leads of a replacement ESD, touch the protective material to the chassis or circuit assembly into which the device will be installed.

**Caution:** Be sure no power is applied to the chassis or circuit and observe all other safety precautions.
8. Minimize body motions when handling unpackaged replacement ESDs. Motions such as brushing clothes together, or lifting your foot from a carpeted floor can generate enough static electricity to damage an ESD.

## 1-4. Installation Precautions

1. For safety reasons, more than a people are required for carrying the product.
2. Keep the power cord away from any heat emitting devices, as a melted covering may cause fire or electric shock.
3. Do not place the product in areas with poor ventilation such as a bookshelf or closet. The increased internal temperature may cause fire.
4. Bend the external antenna cable when connecting it to the product. This is a measure to protect it from being exposed to moisture. Otherwise, it may cause a fire or electric shock.
5. Make sure to turn the power off and unplug the power cord from the outlet before repositioning the product. Also check the antenna cable or the external connectors if they are fully unplugged. Damage to the cord may cause fire or electric shock.
6. Keep the antenna far away from any high-voltage cables and install it firmly. Contact with the highvoltage cable or the antenna falling over may cause fire or electric shock.
7. When installing the product, leave enough space (0.4m) between the product and the wall for ventilation purposes. A rise in temperature within the product may cause fire.

---

# Memo

## 2. Product specifications

### 2-1. Feature & Specifications

Model	LE26B35***	
Feature		
<ul style="list-style-type: none"> <li>▶ DIGITAL-TV, RF, 2-HDMI, 1-COMPONENT, 1-A/V, D-SUB, 1-SCART</li> <li>▶ Brightness : 450cd/m<sup>2</sup></li> <li>▶ High Contrast Ratio : 3000:1</li> <li>▶ Response Time : 5ms</li> </ul>		
Specifications		
Item	Description	
LCD Panel	TFT-LCD Panel, RGB Vertical stripe, Normaly balck	
Scanning Frequency	Horizontal : 40 kHz ~ 80 kHz (Automatic) Vertical : 47 Hz ~ 63 Hz (Automatic)	
Display Colors	16.7M color	
Maximum resolution	Horizontal : 1366 Pixels Vertical : 768 pixels	
Input Signal	Analog 0.7 Vp-p ± 5% positive at 75Ω , internally terminated	
Input Sync Signal	H/V Separate, TTL, P. or N.	
Maximum Pixel Clock rate	86MHz	
Active Display Horizontal/Vertical	22.7 x 12.7 inches (525.8(H) x 323.7(V) mm)	
AC power voltage & Frequency	AC 110V ~ 240 @ 50/60 Hz	
Power Consumption	Under 80W (Under 1W , Stand by)	
Dimensions Set (W x D x H)	26.2 x 8.5 x 19.5 inches (664.8 x 214.8 x 496.4 mm)_with stand 26.2 x 3.0 x 17.8 inches (664.8 x 75.1 x 452.8 mm)_without stand	
Weight	15.78 lbs (7.16Kg)_with stand 14.51 lbs (6.58Kg)_without stand	
TV System	Tunning	Frequency Synthesize (Refer to detailed Frequency Table)
	System	PAL/SECAM, DVB-T
	Sound	MONO, STEREO, NICAM, MPEG, DD, DD+, HE-AAC
Environmental Considerations	Operating Temperature : 50°F ~ 104°F (10°C ~ 40°C) Operating Humidity : 10% ~ 80%, non-condensing Storage temperature : -13°F ~ 113°F (-25°C ~ 45°C) Storage Humidity : 5% ~ 95%, non-condensing	
Audio Spec.	<ul style="list-style-type: none"> <li>- MAX Internal Audio Output Power : Each 5W(Left/Right)</li> <li>- BASS Control Range : -8 dB ~ + 8dB</li> <li>- TREBLE Control Range : -8 dB ~ +8 dB</li> <li>- Headphone Out : 10 mW MAX</li> <li>- Output Frequency : RF : 80 Hz ~ 15 kHz A/V : 80 Hz ~ 20 kHz</li> </ul>	
<b>Note:</b> TruSurround HD, Game Mode, Energy Saving		



## 2. Product specifications

Model		LE32B35***	
Feature			
<ul style="list-style-type: none"> <li>▶ DIGITAL-TV, RF, 2-HDMI, 1-COMPONENT, 1-A/V, D-SUB, 1-SCART</li> <li>▶ Brightness : 450cd/m<sup>2</sup></li> <li>▶ High Contrast Ratio : 5000:1</li> <li>▶ Response Time : 8ms</li> </ul>			
Specifications			
Item		Description	
LCD Panel		TFT-LCD Panel, RGB Vertical stripe, Normaly balck	
Scanning Frequency		Horizontal : 44 kHz ~ 53 kHz (Automatic) Vertical : 50 Hz ~ 60 Hz (Automatic)	
Display Colors		16.7M color	
Maximum resolution		Horizontal : 1366 Pixels Vertical : 768 pixels	
Input Signal		Analog 0.7 Vp-p ± 5% positive at 75Ω , internally terminated	
Input Sync Signal		H/V Separate, TTL, P. or N.	
Maximum Pixel Clock rate		85MHz	
Active Display Horizontal/Vertical		27.47 x 11.50 inches (697.68(H) x 392.26(V) mm)	
AC power voltage & Frequency		AC 110V ~ 240 @ 50/60 Hz	
Power Consumption		Under 130W (Under 1W , Stand by)	
Dimensions Set (W x D x H)		31.4 x 8.6 x 22.6 inches (798.8 x 217.8 x 573.4 mm)_with stand 31.4 x 3.0 x 20.6 inches (798.8 x 75.6 x 529.8 mm)_without stand	
Weight		22.13 lbs (10.04Kg)_with stand 20.50 lbs (9.3Kg)_without stand	
TV System		Tunning	Frequency Synthesize (Refer to detailed Frequency Table)
		System	PAL/SECAM, DVB-T
		Sound	MONO, STEREO, NICAM, MPEG, DD, DD+, HE-AAC
Environmental Considerations		Operating Temperature : 50°F ~ 104°F (10°C ~ 40°C) Operating Humidity : 10% ~ 80%, non-condensing Storage temperature : -13°F ~ 113°F (-25°C ~ 45°C) Storage Humidity : 5% ~ 95%, non-condensing	
Audio Spec.		<ul style="list-style-type: none"> <li>- MAX Internal Audio Output Power : Each 5W(Left/Right)</li> <li>- BASS Control Range : -8 dB ~ + 8dB</li> <li>- TREBLE Control Range : -8 dB ~ +8 dB</li> <li>- Headphone Out : 10 mW MAX</li> <li>- Output Frequency : RF : 80 Hz ~ 15 kHz A/V : 80 Hz ~ 20 kHz</li> </ul>	
<b>Note:</b> TruSurround HD, Game Mode, Energy Saving			

## Frequency (DTV)

Channel	UK	France	Germany	Italy	Spain	Sweden	Finland
VHF							
				[A] 56			
				[B] 64.5			
				[C] 84.5			
				[D] 177.5			
	[5] 178.75	[5] 177.5	[E] 186		[5] 177.5	[5] 177.5	
	[6] 186.75	[6] 184.5	[F] 194.5		[6] 184.5	[6] 184.5	
	[7] 194.75	[7] 191.5	[G] 203.5		[7] 191.5	[7] 191.5	
	[8] 202.75	[8] 198.5	[H] 212.5		[8] 198.5	[8] 198.5	
	[9] 210.75	[9] 205.5	[H1] 219.5		[9] 205.5	[9] 205.5	
	[10] 218.75	[10] 212.5	[H2] 226.5		[10] 212.5	[10] 212.5	
		[11] 219.5			[11] 219.5	[11] 219.5	
		[12] 226.5			[12] 226.5	[12] 226.5	
UHF							
21	474	474	474	474	474	474	474
22	482	482	482	482	482	482	482
23	490	490	490	490	490	490	490
24	498	498	498	498	498	498	498
25	506	506	506	506	506	506	506
26	514	514	514	514	514	514	514
27	522	522	522	522	522	522	522
28	530	530	530	530	530	530	530
29	538	538	538	538	538	538	538
30	546	546	546	546	546	546	546
31	554	554	554	554	554	554	554
32	562	562	562	562	562	562	562
33	570	570	570	570	570	570	570
34	578	578	578	578	578	578	578
35	586	586	586	586	586	586	586
36	594	594	594	594	594	594	594
37	602	602	602	602	602	602	602
38	610	610	610	610	610	610	610
39	618	618	618	618	618	618	618
40	626	626	626	626	626	626	626
41	634	634	634	634	634	634	634
42	642	642	642	642	642	642	642
43	650	650	650	650	650	650	650
44	658	658	658	658	658	658	658
45	666	666	666	666	666	666	666
46	674	674	674	674	674	674	674
47	682	682	682	682	682	682	682
48	690	690	690	690	690	690	690
49	698	698	698	698	698	698	698
50	706	706	706	706	706	706	706
51	714	714	714	714	714	714	714
52	722	722	722	722	722	722	722
53	730	730	730	730	730	730	730
54	738	738	738	738	738	738	738
55	746	746	746	746	746	746	746
56	754	754	754	754	754	754	754
57	762	762	762	762	762	762	762
58	770	770	770	770	770	770	770
59	778	778	778	778	778	778	778
60	786	786	786	786	786	786	786
61	794	794	794	794	794	794	794
62	802	802	802	802	802	802	802
63	810	810	810	810	810	810	810
64	818	818	818	818	818	818	818
65	826	826	826	826	826	826	826
66	834	834	834	834	834	834	834
67	842	842	842	842	842	842	842
68	850	850	850	850	850	850	850
69		858	858	858	858	858	858

2. Product specifications



Australia	Netherlands	China	Hongkong	Taiwan	Newzealnd
[0] 48.5		[1]52.5			
[1] 59.5		[2]60.5			
[2] 66.5		[3]68.5			
[3] 88.5		[4]80			
[4] 97.5	[5] 174.5	[5]88			
[5] 104.5	[6] 181.5	[6]171			
[5A] 140.5	[7] 188.5	[7]179			
[6] 177.5	[8] 195.5	[8]187			
[7] 184.5	[9] 202.5	[9]195			
[8] 191.5	[10] 209.5	[10]203			
[9] 198.5	[11] 216.5	[11]211			
[9A] 205.5	[12] 223.5	[12]219			
[10] 212.5					
[11] 219.5					
[12] 226.5					
	474	[13]474	[21]474	[14]473	[21] 474
	482	[14]482	[22]482	[15]479	[22] 482
	490	[15]490	[23]490	[16]485	[23] 490
	498	[16]498	[24]498	[17]491	[24] 498
	506	[17]506	[25]506	[18]497	[25] 506
	514	[18]514	[26]514	[19]503	[26] 514
520-526.6MHz	522	[19]522	[27]522	[20]509	[27] 522
529.5	530	[20]530	[28]530	[21]515	[28] 530
536.5	538	[21]538	[29]538	[22]521	[29] 538
543.5	546	[22]546	[30]546	[23]527	[30] 546
550.5	554	[23]554	[31]554	[24]533	[31] 554
557.5	562	[24]562	[32]562	[25]539	[32] 562
564.5	570	[25]610	[33]570	[26]545	[33] 570
571.5	578	[26]618	[34]578	[27]551	[34] 578
578.5	586	[27]626	[35]586	[28]557	[35] 586
585.5	594	[28]634	[36]594	[29]563	[36] 594
592.5	602	[29]642	[37]602	[30]569	[37] 602
599.5	610	[30]650	[38]610	[31]575	[38] 610
606.5	618	[31]658	[39]618	[32]581	[39] 618
613.5	626	[32]666	[40]626	[33]587	[40] 626
620.5	634	[33]674	[41]634	[34]593	[41] 634
627.5	642	[34]682	[42]642	[35]599	[42] 642
634.5	650	[35]690	[43]650	[36]605	[43] 650
641.5	658	[36]698	[44]658	[37]611	[44] 658
648.5	666	[37]706	[45]666	[38]617	[45] 666
655.5	674	[38]714	[46]674	[39]623	[46] 674
662.5	682	[39]722	[47]682	[40]629	[47] 682
669.5	690	[40]730	[48]690	[41]635	[48] 690
676.5	698	[41]738	[49]698	[42]641	[49] 698
683.5	706	[42]746	[50]706	[43]647	[50] 706
690.5	714	[43]754	[51]714	[44]653	[51] 714
697.5	722	[44]762	[52]722	[45]659	[52] 722
704.5	730	[45]770	[53]730	[46]665	[53] 730
711.5	738	[46]778	[54]738	[47]671	[54] 738
718.5	746	[47]786	[55]746	[48]677	[55] 746
725.5	754	[48]794	[56]754	[49]683	[56] 754
732.5	762	[49]802	[57]762	[50]689	[57] 762
739.5	770	[50]810	[58]770	[51]695	[58] 770
746.5	778	[51]818	[59]778	[52]701	[59] 778
753.5	786	[52]826	[60]786	[53]707	[60] 786
760.5	794	[53]834	[61]794	[54]713	[61] 794
767.5	802	[54]842	[62]802	[55]719	[62] 802
774.5	810	[55]850	[63]810	[56]725	[63] 810
781.5	818	[56]858	[64]818	[57]731	[64] 818
788.5	826	[57]866	[65]826	[58]737	[65] 826
795.5	834	[58]874	[66]834	[59]743	[66] 834
802.5	842	[59]882	[67]842	[60]749	[67] 842
809.5	850	[60]890	[68]850	[61]755	[68] 850
816.5	858	[61]898	[69]858	[62]761	[69] 858
		[62]906		[63]767	
		[63]914		[64]773	
				[65]779	
				[66]785	
				[67]791	
				[68]797	
				[69]803	

## Frequency (ATV)

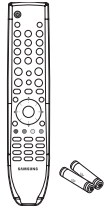
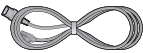

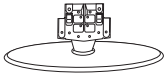

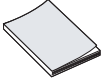


CH	CCIR (PAL B/G)		OIRT (SECAM D/K)		FRANCE (SECAM-L)		NEWZEAL	CHINA (PAL D/K)
1		69-855.25	49.25	69-855.25	176.00	69-855.25	45.25	49.25
2	48.25	E2-48.25	59.25		184.00	FA-47.75	55.25	57.25
3	55.25	E3-55.25	77.25		192.00	FB-55.75	62.25	65.25
4	62.25	E4-62.25	85.25		200.00	FC1-60.50	175.25	77.25
5	175.25	X -69.25	93.25		208.00	FC-53.75	182.25	85.25
6	182.25	Y -76.25	175.25		216.00	B-116.75	189.25	168.25
7	189.25	Z -83.25	183.25			C-128.25	196.25	176.25
8	196.25	Z1-90.25	191.25			D-140.75	203.25	184.25
9	203.25	Z2-97.25	199.25			E-152.75	210.25	192.25
10	210.25	S1-105.25	207.25			F-164.75	217.25	200.25
11	217.25	S2-112.25	215.25			F1-176.00	224.25	208.25
12	224.25	S3-119.25	223.25			G -176.75		216.25
13		S4-126.25				F2-184.00		471.25
14		S5-133.25				H -188.75		479.25
15		S6-140.25				F3-192.00		487.25
16		S7-147.25				F4-200.00		495.25
17		S8-154.25				I -200.75		503.25
18		S9-161.25				F5-208.00		511.25
19		S10-168.25				J -212.75		519.25
20		E5-175.25				F6-216.00		527.25
21	471.25	E6-182.25	471.25		471.25	K -224.75		535.25
22	479.25	E7-189.25	479.25		479.25	L -236.75		543.25
23	487.25	E8-196.25	487.25		487.25	M -248.75		551.25
24	495.25	E9-203.25	495.25		495.25	N -260.75		559.25
25	503.25	E10-210.25	503.25		503.25	O -272.75		607.25
26	511.25	E11-217.25	511.25		511.25	P -284.75		615.25
27	519.25	E12-224.25	519.25		519.25	Q -296.75		623.25
28	527.25	S11-231.25	527.25		527.25			631.25
29	535.25	S12-238.25	535.25		535.25			639.25
30	543.25	S13-245.25	543.25		543.25			647.25
31	551.25	S14-252.25	551.25		551.25			655.25
32	559.25	S15-259.25	559.25		559.25			663.25
33	567.25	S16-266.25	567.25		567.25			671.25
34	575.25	S17-273.25	575.25		575.25			679.25
35	583.25	S18-280.25	583.25		583.25			687.25
36	591.25	S19-287.25	591.25		591.25			695.25
37	599.25	S20-294.25	599.25		599.25			703.25
38	607.25	S21-303.25	607.25		607.25			711.25
39	615.25	S22-311.25	615.25		615.25			719.25
40	623.25	S23-319.25	623.25		623.25			727.25
41	631.25	S24-327.25	631.25		631.25			735.25
42	639.25	S25-335.25	639.25		639.25			743.25
43	647.25	S26-343.25	647.25		647.25			751.25
44	655.25	S27-351.25	655.25		655.25			759.25
45	663.25	S28-359.25	663.25		663.25			767.25
46	671.25	S29-367.25	671.25		671.25			775.25
47	679.25	S30-375.25	679.25		679.25			783.25
48	687.25	S31-383.25	687.25		687.25			791.25
49	695.25	S32-391.25	695.25		695.25			799.25
50	703.25	S33-399.25	703.25		703.25			807.25
51	711.25	S34-407.25	711.25		711.25			815.25
52	719.25	S35-415.25	719.25		719.25			823.25
53	727.25	S36-423.25	727.25		727.25			831.25
54	735.25	S37-431.25	735.25		735.25			839.25
55	743.25	S38-439.25	743.25		743.25			847.25
56	751.25	S39-447.25	751.25		751.25			855.25
57	759.25	S40-455.25	759.25		759.25			863.25
58	767.25	S41-463.25	767.25		767.25			871.25
59	775.25		775.25		775.25			879.25
60	783.25		783.25		783.25			887.25
61	791.25		791.25		791.25			895.25
62	799.25		799.25		799.25			903.25
63	807.25		807.25		807.25			911.25
64	815.25		815.25		815.25			919.25
65	823.25		823.25		823.25			927.25
66	831.25		831.25		831.25			935.25
67	839.25		839.25		839.25			943.25
68	847.25		847.25		847.25			951.25

## 2-2. Specification Comparison to Old Models

※ O : application, X : non-application

Model	LB3F(LE**B35***)	JADE (LE**A35***)
Design		
Display Type	LCD TV	LCD TV
Built-in Tuner	O	O
Resolution	1366 x 768	1366 x 768
LCD Panel	TFT LCD Panel 50Hz	TFT LCD Panel 50Hz
Screen Size	26"/32"	26"/32"/37"/40"
Picture ratio	16:9	16:9
Dimensions (W x H x D)	26 <b>26.2 x 8.5 x 19.5 inches_with stand</b> 32 <b>31.4 x 8.6 x 22.6 inches_with stand</b>	26    29.3 x 9.9 x 19.9 inches_with stand 32    34.4 x 11.5 x 22.7 inches_with stand 37    39.9 x 11.8 x 25.7 inches_with stand 40    42.7 x 11.8 x 15.4 inches_with stand
Weight	26 <b>15.78 lbs_with stand</b> 32 <b>22.13 lbs_with stand</b>	26    23.15 lbs_with stand 32    32.63 lbs_with stand 37    45.19 lbs_with stand 40    47.40 lbs_with stand
Brightness	<b>250 ~ 450 cd/m2</b>	300 ~ 500 cd/m <sup>2</sup>
Contrast Ratio	<b>800 ~ 5000:1</b>	1000 ~ 3000:1
Picture Enhacer	<b>DN1e (Saturn4)</b>	DN1e (FBE3)
Equalizer	O	O
Auto Volume Control	O	O
Surround Sound	<b>SRS TruSurround HD</b>	SRS TruSurround XT
Speaker Output	<b>5W</b>	26" : 5W 32"/37"/40": 10W
Energy Saving	O	O
Antenna	1(Air)	1(Air)

## 2-3. Accessories

Product	Description	Code. No	Remark
	Remote Control & Batteries (AAA x 2)	BN59-00865A	Samsung Electronics Service center
	Power Cord	3903-000145	
	Cover-Bottom	BN63-05618B	
	Stand	26": BN96-10924A 32": BN90-02197A	
	Screw (for the stand - M4, L6)	6002-001294	
	Owner's Instructions	BN68-02163A	
	Cleaning Cloth	BN-63-01798B	
	Warranty Card / Registration Card / Safety Guide Manual (Not available in all locations)	-	

## 3. Disassembly and Reassembly



This section of the service manual describes the disassembly and reassembly procedures for the LE26/32B35\*\*\* LCD TV.

**⚠ WARNING:** This LCD TV contains electrostatically sensitive devices. Use caution when handling these components.








### 3-1. Disassembly and Reassembly

**⚠ Cautions:**




1. Disconnect the LCD TV from the power source before disassembly.
2. Follow these directions carefully; never use metal instruments to pry apart the cabinet.

Description	Picture Description	Screws
<p>1. Place the TV face down on cushioned table. Remove 4 screws from the Stand. Remove stand.</p>		
<p>2. Remove 10 screws of rear-cover.</p>		

3. Disassembly and Reassembly

Description	Picture Description	Screws
3. Remove rear cover.		
4. Remove 9 screws of stand link and bracket top.		
5. Remove 4 screws of main board and 3 screws of IP board. And remove speaker and harness.		   

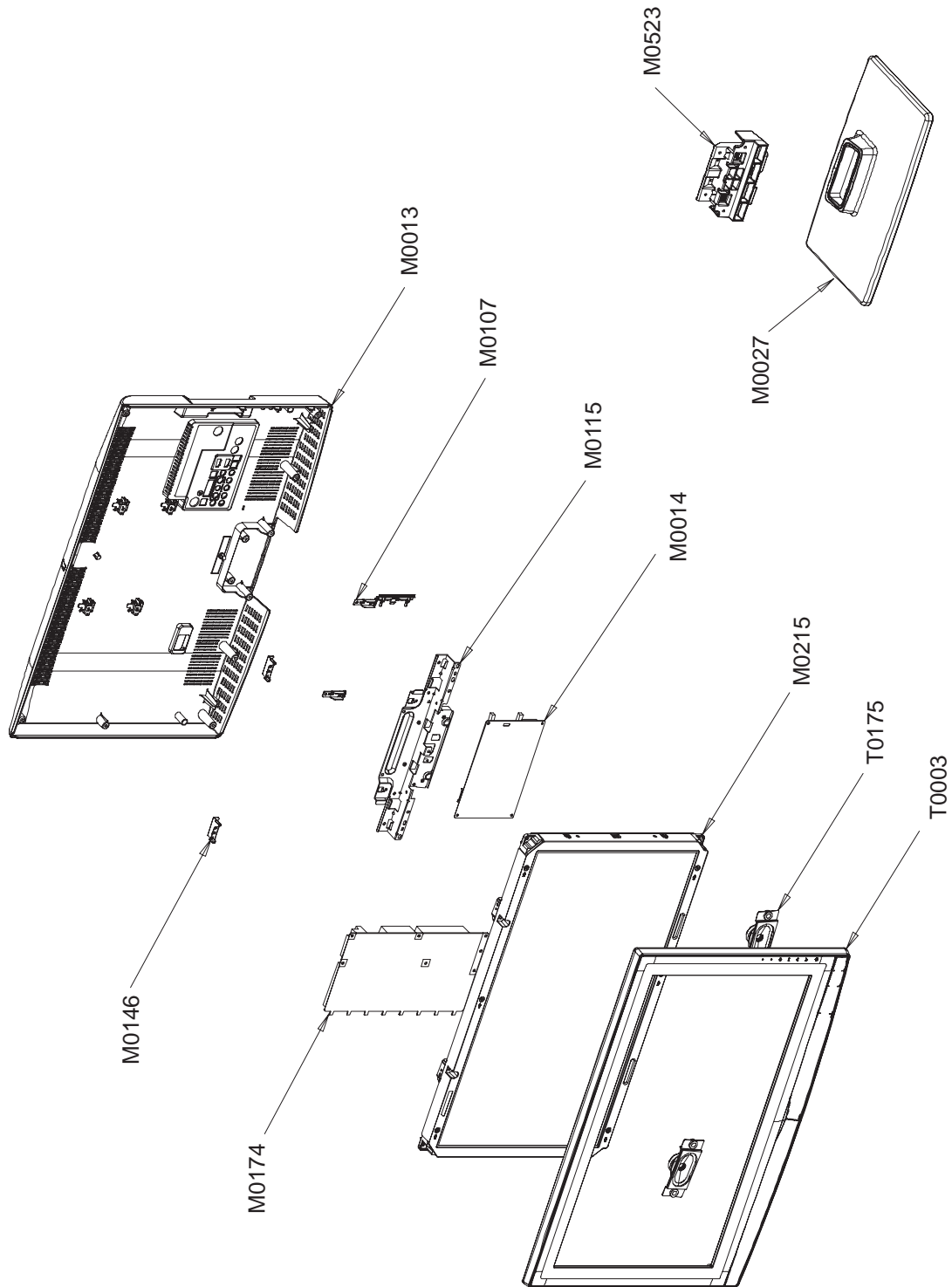


Description	Picture Description	Screws
6. Lift up the bracket TOP and stand link.		
		
7. Lift up the panel.		

※ Reassembly procedures are in the reverse order of disassembly procedures.

## 5. Exploded View & Part List

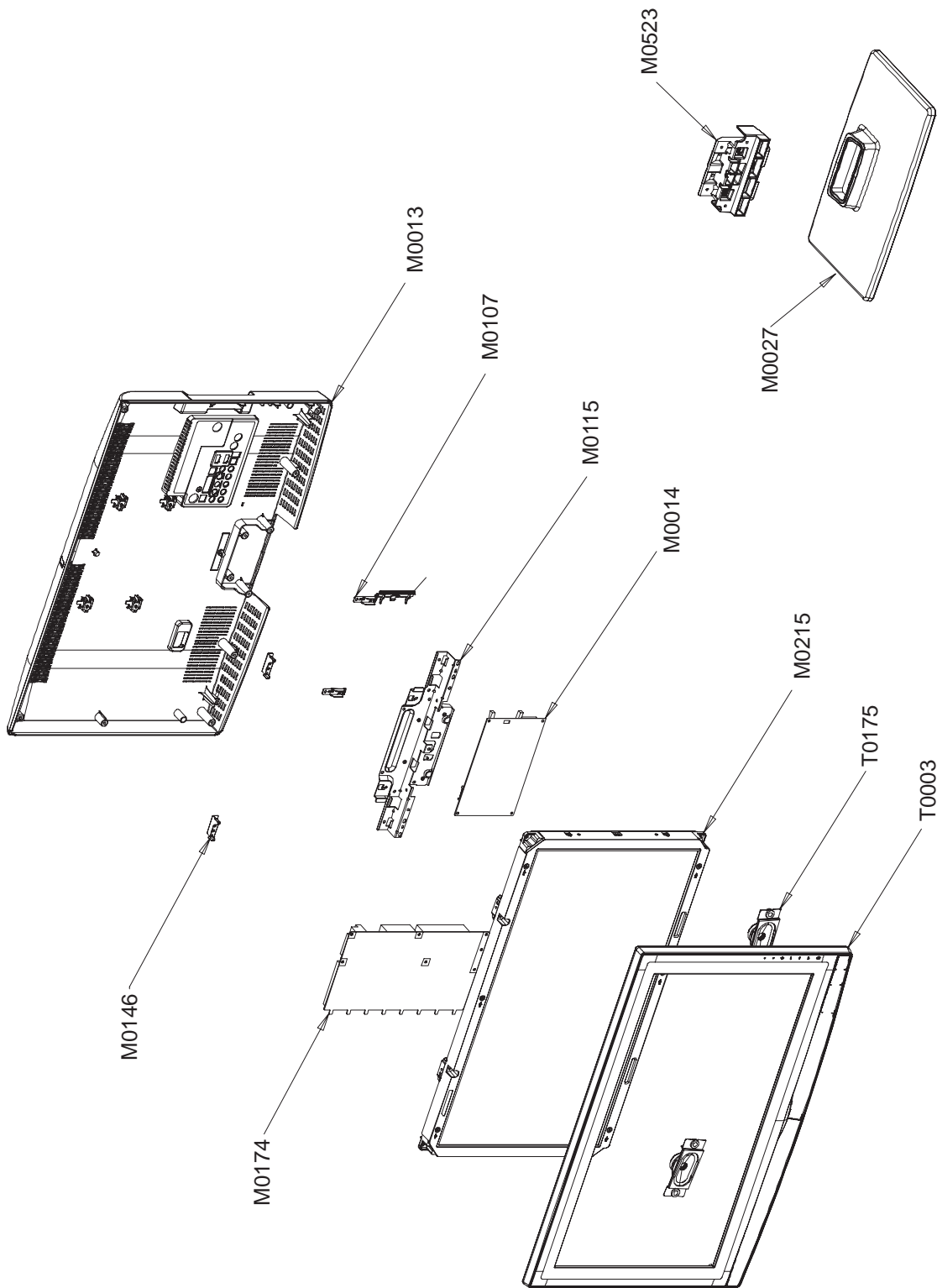
### 5-1. LE26B35\*\*\* Exploded View



**5-1-1. LE26B35\*\*\* Parts List**

Location No.	Code No.	Description & Specification	Q'ty	S.A/S.N.A	Remark
T0003	BN96-10891B	ASSY COVER P-FRONT;26,LB350,EO,ABS+PMMA,	1	S.A	
M0013	BN96-10914A	ASSY COVER P-REAR;26,LB350,EO,HIPS,HB,BK	1	S.A	
M0215	BN07-00638A BN07-00656A	LCD-PANEL;T260XW02 VS LCD-PANEL;V260B3-L02	1	S.A	
M0174	BN44-00291A	IP BOARD;PSIV840C01B,HV26HD_9SS,11.0mA,1	1	S.N.A	
M0146	BN61-04818A	BRACKET-PANEL TOP;B650-32,SECC,T1.2	2	S.N.A	
M0014	BN94-02779A	ASSY PCB MAIN;LE26B350F1WXXC	1	S.A	
M0107	BN61-05314A	BRACKET-PCB;LB650 32,SECC,T1.2	2	S.N.A	
T0175	BN96-04769C	ASSY SPEAKER P;16ohm,4pin,5W,L350 26, 32	1	S.A	
M0523	BN96-10924A	ASSY STAND P-GUIDE;26,LB350,ABS,V0,BK500	1	S.N.A	
M0115	BN61-04772A	BRACKET-STAND LINK;B450 26inch,SECC	1	S.N.A	
M0027	BN96-10912A	ASSY STAND P-BASE;26,LB350,PMMA+ABS,HB,B	1	S.A	

## 5-2. LE32B35\*\*\* Exploded View



**5-2-1. LE32B35\*\*\* Parts List**

Location No.	Code No.	Description & Specification	Q'ty	S.A/S.N.A	Remark
T0003	BN96-10890B	ASSY COVER P-FRONT;32,LB350,EO,ABS+PMMA,	1	S.A	
M0013	BN96-10913A	ASSY COVER P-REAR;32,LB350,EO,HIPS,HB,BK	1	S.A	
M0215	BN07-00674D BN07-00639A	LCD-PANEL;LTF320AP06	1	S.A	
M0174	BN44-00289B	IP BOARD;PSIV121C01B,HV32HD_9SS,3mA,11.5	1	S.A	
M0146	BN61-04409A	BRACKET-PANEL SIDE;L450 26INCH,SECC,T1.2	2	S.N.A	
M0014	BN94-02779B	ASSY PCB MAIN;LE32B350F1WXXC	1	S.A	
M0107	BN61-05314A	BRACKET-PCB;LB650 32,SECC,T1.2	2	S.N.A	
T0175	BN96-04769C	ASSY SPEAKER P;16ohm,4pin,5W,L350 26, 32	1	S.A	
M0523	BN96-10923A	ASSY STAND P-GUIDE;32,LB350,ABS,V0,BK500	1	S.N.A	
M0115	BN61-04820A	BRACKET-STAND LINK;B650-32,SECC,T1.2	1	S.N.A	
M0027	BN96-10911A	ASSY STAND P-BASE;32,LB350,PMMA+ABS,HB,B	1	S.A	

### 5-3. LE26B35\*\*\* Parts List

Level	Location No.	Code No.	Description & Specification	Q'ty	SA/SNA	Remark
		LE26B350F1WXXC	LE26B350F1W,N76A/26BF1-G3F,26,LCD-TV,SPA			
0.1	M0001	BN90-02190B	ASSY COVER FRONT;26,LB350,EO	1	S.N.A	
..2	T0175	BN96-04769C	ASSY SPEAKER P;16ohm,4pin,5W,L350 26, 32	1	S.N.A	
..2	T0003	BN96-10891B	ASSY COVER P-FRONT;26,LB350,EO,ABS+PMMA,	1	S.A	
...3	C/DECO+C/F	6003-001188	SCREW-TAPTYPE;BH,+,-,B,M4,L10,ZPC(WHT),S	2	S.N.A	
...3	CCM1	BN63-02183F	COVER-SHEET;Rhcm,PE Vinyl,T0.05,900mm,20	0.51	S.N.A	
...3	CCM1	BN63-05199D	COVER-SHEET;AMBER,PE,T0.08,W75mm,200M,CL	1.72	S.N.A	
...3	CCM1	BN63-05199G	COVER-SHEET;AMBER,PE,T0.08,W115mm,200M,C	0.72	S.N.A	
...3	M0112	BN63-05601B	COVER-FRONT;26,LB350,EO,ABS+PMMA,15%,HB,	1	S.N.A	
...3		BN64-01044A	DECORATION;LB350 32,ABS,HB,BL35	1	S.N.A	
...3	M0175	BN96-10997B	ASSY BOARD P-TOUCH FUNCTION&IR;S-PJT,129	1	S.N.A	
...3	T0069	AA60-00091J	SPACER-FELT;-,-,FELT,330X10,-,-,BLK,T0.5,-	2	S.N.A	
...3	T0069	AA60-00171M	SPACER-FELT;46L3,FELT,570,T0.5,10	2	S.N.A	
0.1	M0216	BN90-02198A	ASSY STAND;26,LB350	1	S.N.A	
..2	M0027	BN96-10912A	ASSY STAND P-BASE;26,LB350,PMMA+ABS,HB,B	1	S.A	
...3	CCM1	BN63-02183C	COVER-SHEET;Rhcm,PE Vinyl,T0.05,200mm,20	1.74	S.N.A	
...3	M0111	BN63-05605A	COVER-STAND;LB350 26,PMMA+ABS,HB,BK23,H/	1	S.A	
...3	T0132	BN73-00181A	RUBBER FOOT;RUBY,CR Rubber,PI 25,T3.5,BL	6	S.N.A	
..2	M0523	BN96-10924A	ASSY STAND P-GUIDE;26,LB350,ABS,V0,BK500	1	S.N.A	
...3	T0524	6902-001048	BAG PE;LDPE,T0.05,W160,L300,TRP,4g	1	S.N.A	
...3	T0920	BN61-05321A	GUIDE-STAND;LB350 26,ABS HB,BK500	1	S.N.A	
0.1	M0002	BN90-02202A	ASSY COVER REAR;26,LB350,EO	1	S.N.A	
..2	T0081	6002-001294	SCREW-TAPPING;BH,+,,M4,L16,ZPC(BLK)	9	S.N.A	
..2	T0081	6002-001294	SCREW-TAPPING;BH,+,,M4,L16,ZPC(BLK)	1	S.N.A	
..2	M0013	BN96-10914A	ASSY COVER P-REAR;26,LB350,EO,HIPS,HB,BK	1	S.A	
...3	T0101	BN61-04929A	BRACKET-WALL;26B450,SECC,T1.2	4	S.N.A	
...3	M0006	BN63-05603A	COVER-REAR;LB350 26,HIPS,HB,BK500,PAL	1	S.A	
...3	T0071	BN64-01048A	INLAY-TERMINAL;B350,PS SHEET,T0.5,PAL	1	S.N.A	
...3	T0069	AA60-00091G	SPACER-FELT;-,-,FELT,200X10,-,-,BLK,T0.5,-	2	S.N.A	
...3	T0064	BN65-00002A	CLAMPER CORE;BORDEAUX,LDPE,-,-,BLK,-	1	S.N.A	
0.1		BN91-03835A	ASSY LCD-AUO;BN07-00638A,PMVA,72%	1	S.N.A	
..2	M0215	BN07-00638A	LCD-PANEL;T260XW02 VS	1	S.A	
0.1	M0017	BN91-04034A	ASSY CHASSIS;LE26B350F1WXXC	1	S.N.A	
..2	M0014	BN94-02779A	ASSY PCB MAIN;LE26B350F1WXXC	1	S.N.A	
...3	SUB02	0202-001557	SOLDER-CREAM;LST57-A,D38-63,42SN/57BI/1A	11	S.N.A	
...3	T0245	0202-001608	SOLDER-WIRE FLUX;LFC7-107,D0.8,99.3Sn/0.	0.025	S.N.A	
...3	CN5001	3701-001480	CONNECTOR-DSUB;15P,3R,FEMAIL,STAMPED PIN	1	S.A	
...3	CN906	3707-001081	CONNECTOR-OPTICAL;STRAIGHT,SPDIF	1	S.A	
...3	CN1001_EU	3709-001551	CONNECTOR-CARD SLOT;68P,1.27mm,DIP,AU50U	1	S.A	
...3	CN330	3711-004531	HEADER-BOARD TO CABLE;BOX,10P,1R,2mm,ANG	1	S.A	
...3	CN330	3711-005955	HEADER-BOARD TO CABLE;BOX,16P,1R,2mm,ANG	1	S.A	
...3	CN330	3711-006715	HEADER-BOARD TO CABLE;BOX,4P,1R,2.5mm,AN	1	S.N.A	
...3	JA3201_EU	3722-000498	JACK-SCART;21P,SN,BLK	1	S.A	

5. Exploded View & Part List

Level	Location No.	Code No.	Description & Specification	Q'ty	SA/SNA	Remark
...3	JA330	3722-001061	JACK-PHONE;1P,3.6PI,AG,BLK,N	1	S.A	
...3	CN6001_USB	3722-002516	JACK-USB;4P/1C,AU30U,BLK,STRAIGHT,A TYPE	1	S.A	
...3	CIS3	BN40-00150A	TUNER;DTX-8B/W12B5S,DTX-8B/W12B5S,DVB-T,	1	S.A	
...3	X1005	BN61-04928A	BRACKET-SUPPORT PCB;SPCC,T 0.8,SCREW-M4	1	S.N.A	
...3	HDCP	BN97-00688A	ASSY HDCP;BN46-00018A,PS-42V6S,D73A,GENE	1	S.N.A	
...4		BN46-00018A	KEY CODE-CERTIFICATE;(HDCP KEY)PPM42M5S,	1	S.N.A	
...3	T0066	BP62-00017A	HEAT SINK-ES;SP-50L2HX,A6063S,T2.0,26.2,	1	S.N.A	
...3	JA333	3722-002691	JACK-PIN;2P,Ni,WHT/RED,STRAIGHT	1	S.A	
...3	JA333	3722-002703	JACK-PIN;3P,Ni,GRN/BLU/RED,STRAIGHT	1	S.A	
...3	T0174	BN97-03364A	ASSY SMD;LE26B350F1WXXC	1	S.N.A	
...4	SUB05	0202-001477	SOLDER-CREAM;LST309-M,D20~45um,96.5Sn/3A	0.026	S.N.A	
...4	D2101	0401-001056	DIODE-SWITCHING;MMBD4148SE,100V,200mA,SO	1	S.A	
...4	D5002	0401-001056	DIODE-SWITCHING;MMBD4148SE,100V,200mA,SO	1	S.A	
...4	D5005	0401-001056	DIODE-SWITCHING;MMBD4148SE,100V,200mA,SO	1	S.A	
...4	D5010	0401-001056	DIODE-SWITCHING;MMBD4148SE,100V,200mA,SO	1	S.A	
...4	D6009	0401-001056	DIODE-SWITCHING;MMBD4148SE,100V,200mA,SO	1	S.A	
...4	D6011	0401-001056	DIODE-SWITCHING;MMBD4148SE,100V,200mA,SO	1	S.A	
...4	D6025	0401-001056	DIODE-SWITCHING;MMBD4148SE,100V,200mA,SO	1	S.A	
...4	D6027	0401-001056	DIODE-SWITCHING;MMBD4148SE,100V,200mA,SO	1	S.A	
...4	D9004	0401-001099	DIODE-SWITCHING;1N4148WS,75V,150mA,SOD-3	1	S.N.A	
...4	D9005	0401-001099	DIODE-SWITCHING;1N4148WS,75V,150mA,SOD-3	1	S.N.A	
...4	D9006	0401-001099	DIODE-SWITCHING;1N4148WS,75V,150mA,SOD-3	1	S.N.A	
...4	D9010	0401-001099	DIODE-SWITCHING;1N4148WS,75V,150mA,SOD-3	1	S.N.A	
...4	D9015	0401-001099	DIODE-SWITCHING;1N4148WS,75V,150mA,SOD-3	1	S.N.A	
...4	D9016	0401-001099	DIODE-SWITCHING;1N4148WS,75V,150mA,SOD-3	1	S.N.A	
...4	D0254	0402-001019	DIODE-SCHOTTKY;MBRS340,40V,3000mA,DO-214	1	S.A	
...4	D0254	0402-001019	DIODE-SCHOTTKY;MBRS340,40V,3000mA,DO-214	1	S.A	
...4	D10001_EU	0403-000771	DIODE-ZENER;VLZ6V2B,5.96-6.27V,500mW,SOD	1	S.A	
...4	D5001	0403-000771	DIODE-ZENER;VLZ6V2B,5.96-6.27V,500mW,SOD	1	S.A	
...4	D5003	0403-000771	DIODE-ZENER;VLZ6V2B,5.96-6.27V,500mW,SOD	1	S.A	
...4	D5004	0403-000771	DIODE-ZENER;VLZ6V2B,5.96-6.27V,500mW,SOD	1	S.A	
...4	D5006	0403-000771	DIODE-ZENER;VLZ6V2B,5.96-6.27V,500mW,SOD	1	S.A	
...4	D5008	0403-000771	DIODE-ZENER;VLZ6V2B,5.96-6.27V,500mW,SOD	1	S.A	
...4	D5011	0403-000771	DIODE-ZENER;VLZ6V2B,5.96-6.27V,500mW,SOD	1	S.A	
...4	D5012	0403-000771	DIODE-ZENER;VLZ6V2B,5.96-6.27V,500mW,SOD	1	S.A	
...4	D5013	0403-000771	DIODE-ZENER;VLZ6V2B,5.96-6.27V,500mW,SOD	1	S.A	
...4	D5014	0403-000771	DIODE-ZENER;VLZ6V2B,5.96-6.27V,500mW,SOD	1	S.A	
...4	D5016	0403-000771	DIODE-ZENER;VLZ6V2B,5.96-6.27V,500mW,SOD	1	S.A	
...4	D5017	0403-000771	DIODE-ZENER;VLZ6V2B,5.96-6.27V,500mW,SOD	1	S.A	
...4	D5100_FA	0403-000771	DIODE-ZENER;VLZ6V2B,5.96-6.27V,500mW,SOD	1	S.A	
...4	D5101_FA	0403-000771	DIODE-ZENER;VLZ6V2B,5.96-6.27V,500mW,SOD	1	S.A	
...4	D6001	0403-000771	DIODE-ZENER;VLZ6V2B,5.96-6.27V,500mW,SOD	1	S.A	
...4	D6002	0403-000771	DIODE-ZENER;VLZ6V2B,5.96-6.27V,500mW,SOD	1	S.A	
...4	D6017	0403-000771	DIODE-ZENER;VLZ6V2B,5.96-6.27V,500mW,SOD	1	S.A	
...4	D6018	0403-000771	DIODE-ZENER;VLZ6V2B,5.96-6.27V,500mW,SOD	1	S.A	
...4	D6631_USB	0403-000771	DIODE-ZENER;VLZ6V2B,5.96-6.27V,500mW,SOD	1	S.A	
...4	D7004	0403-000771	DIODE-ZENER;VLZ6V2B,5.96-6.27V,500mW,SOD	1	S.A	
...4	D7008	0403-000771	DIODE-ZENER;VLZ6V2B,5.96-6.27V,500mW,SOD	1	S.A	
...4	D7009	0403-000771	DIODE-ZENER;VLZ6V2B,5.96-6.27V,500mW,SOD	1	S.A	
...4	D7012	0403-000771	DIODE-ZENER;VLZ6V2B,5.96-6.27V,500mW,SOD	1	S.A	
...4	D7014	0403-000771	DIODE-ZENER;VLZ6V2B,5.96-6.27V,500mW,SOD	1	S.A	

## 5. Exploded View &amp; Part List

Level	Location No.	Code No.	Description & Specification	Q'ty	SA/SNA	Remark
...4	D7028	0403-000771	DIODE-ZENER;VLZ6V2B,5.96-6.27V,500mW,SOD	1	S.A	
...4	D7030	0403-000771	DIODE-ZENER;VLZ6V2B,5.96-6.27V,500mW,SOD	1	S.A	
...4	D7031	0403-000771	DIODE-ZENER;VLZ6V2B,5.96-6.27V,500mW,SOD	1	S.A	
...4	D7032	0403-000771	DIODE-ZENER;VLZ6V2B,5.96-6.27V,500mW,SOD	1	S.A	
...4	D7100	0403-000771	DIODE-ZENER;VLZ6V2B,5.96-6.27V,500mW,SOD	1	S.A	
...4	D7101	0403-000771	DIODE-ZENER;VLZ6V2B,5.96-6.27V,500mW,SOD	1	S.A	
...4	D7102	0403-000771	DIODE-ZENER;VLZ6V2B,5.96-6.27V,500mW,SOD	1	S.A	
...4	D7103	0403-000771	DIODE-ZENER;VLZ6V2B,5.96-6.27V,500mW,SOD	1	S.A	
...4	D7105	0403-000771	DIODE-ZENER;VLZ6V2B,5.96-6.27V,500mW,SOD	1	S.A	
...4	D7116	0403-000771	DIODE-ZENER;VLZ6V2B,5.96-6.27V,500mW,SOD	1	S.A	
...4	D7118	0403-000771	DIODE-ZENER;VLZ6V2B,5.96-6.27V,500mW,SOD	1	S.A	
...4	D9003	0403-000771	DIODE-ZENER;VLZ6V2B,5.96-6.27V,500mW,SOD	1	S.A	
...4	D0254	0404-001271	DIODE-SCHOTTKY;SSA34,40V,3000mA,SMA,TP	1	S.A	
...4	D6032	0407-000123	DIODE-ARRAY;DAN202K,80V,100mA,CA2-3,SOT-	1	S.N.A	
...4	D6033	0407-000123	DIODE-ARRAY;DAN202K,80V,100mA,CA2-3,SOT-	1	S.N.A	
...4	Q1011	0501-000445	TR-SMALL SIGNAL;KTC3875S-Y,NPN,150mW,SOT	1	S.A	
...4	Q1013	0501-000445	TR-SMALL SIGNAL;KTC3875S-Y,NPN,150mW,SOT	1	S.A	
...4	Q11001	0501-000445	TR-SMALL SIGNAL;KTC3875S-Y,NPN,150mW,SOT	1	S.A	
...4	Q2001	0501-000445	TR-SMALL SIGNAL;KTC3875S-Y,NPN,150mW,SOT	1	S.A	
...4	Q2002	0501-000445	TR-SMALL SIGNAL;KTC3875S-Y,NPN,150mW,SOT	1	S.A	
...4	Q2004	0501-000445	TR-SMALL SIGNAL;KTC3875S-Y,NPN,150mW,SOT	1	S.A	
...4	Q2010	0501-000445	TR-SMALL SIGNAL;KTC3875S-Y,NPN,150mW,SOT	1	S.A	
...4	Q4002_PWM	0501-000445	TR-SMALL SIGNAL;KTC3875S-Y,NPN,150mW,SOT	1	S.A	
...4	Q4050	0501-000445	TR-SMALL SIGNAL;KTC3875S-Y,NPN,150mW,SOT	1	S.A	
...4	Q6003	0501-000445	TR-SMALL SIGNAL;KTC3875S-Y,NPN,150mW,SOT	1	S.A	
...4	Q7003	0501-000445	TR-SMALL SIGNAL;KTC3875S-Y,NPN,150mW,SOT	1	S.A	
...4	Q7006	0501-000445	TR-SMALL SIGNAL;KTC3875S-Y,NPN,150mW,SOT	1	S.A	
...4	Q7008	0501-000445	TR-SMALL SIGNAL;KTC3875S-Y,NPN,150mW,SOT	1	S.A	
...4	Q9005	0501-000445	TR-SMALL SIGNAL;KTC3875S-Y,NPN,150mW,SOT	1	S.A	
...4	Q7005	0501-000669	TR-SMALL SIGNAL;KTA1505Y,PNP,150mW,SOT-2	1	S.A	
...4	Q409	0505-000110	FET-SILICON;2N7002,N,60V,115mA,7.5ohm,0.	1	S.A	
...4	Q409	0505-000110	FET-SILICON;2N7002,N,60V,115mA,7.5ohm,0.	1	S.A	
...4	Q409	0505-000110	FET-SILICON;2N7002,N,60V,115mA,7.5ohm,0.	1	S.A	
...4	Q409	0505-000110	FET-SILICON;2N7002,N,60V,115mA,7.5ohm,0.	1	S.A	
...4	Q409	0505-001170	FET-SILICON;SI9933ADY-T1,P,-20V,3.4A,0,0	1	S.A	
...4	Q409	0505-001170	FET-SILICON;SI9933ADY-T1,P,-20V,3.4A,0,0	1	S.A	
...4	IC8002_UAR	1006-001266	IC-LINE TRANSCEIVER;SP3232EEY,TSSOP,16P,	1	S.A	
...4	IC112	1103-000129	IC-EEPROM;24C02,2Kbit,256x8,SOP,8P,5x4mm	1	S.A	
...4	IC112	1103-000129	IC-EEPROM;24C02,2Kbit,256x8,SOP,8P,5x4mm	1	S.A	
...4	IC112	1103-000129	IC-EEPROM;24C02,2Kbit,256x8,SOP,8P,5x4mm	1	S.A	
...4	IC112	1103-001441	IC-EEPROM;24C1024,1Mbit,128Kx8,SOP,8P,4.	1	S.A	
...4	IC8005	1105-001931	IC-DDR2 SDRAM;K4T51163Q,DDR2-800,512Mbit	1	S.N.A	
...4	IC8006	1105-001931	IC-DDR2 SDRAM;K4T51163Q,DDR2-800,512Mbit	1	S.N.A	
...4	IC115	1107-001777	IC-FLASH MEMORY;MX25L6405DMI-12G,64Mbit,	1	S.A	
...4	T0124	1201-002797	IC-POWER AMP;NTP-3200,QFN,56P,8x8mm,DUAL	1	S.A	
...4	T0085	1201-002849	IC-AUDIO AMP;DRV603,TSSOP,14P,5x4.4mm,DU	1	S.A	
...4	T0087	1203-001815	IC-POSI.FIXED REG.;78M09,TO-252,3P,PLAST	1	S.A	
...4	T0087	1203-002842	IC-POSI.FIXED REG.;AP1117D-33A,TO-252,3P	1	S.A	
...4	IC012	1203-002995	IC-POSI.ADJUST REG.;AP1117D-A,TO-252,3P,	1	S.A	
...4	IC012	1203-002995	IC-POSI.ADJUST REG.;AP1117D-A,TO-252,3P,	1	S.A	
...4	IC012	1203-002995	IC-POSI.ADJUST REG.;AP1117D-A,TO-252,3P,	1	S.A	



5. Exploded View & Part List

Level	Location No.	Code No.	Description & Specification	Q'ty	SA/SNA	Remark
...4	IC4050	1203-004364	IC-VOL. DETECTOR;RT9818C-42PV,SOT-23,3P,	1	S.A	
...4	IC9003	1203-004364	IC-VOL. DETECTOR;RT9818C-42PV,SOT-23,3P,	1	S.A	
...4	IC2009	1203-005279	IC-DC/DC CONVERTER;MP2372DN,SOP,8P,4.9x3	1	S.A	
...4	IC2010	1203-005279	IC-DC/DC CONVERTER;MP2372DN,SOP,8P,4.9x3	1	S.A	
...4	T0170	1203-005463	IC-SWITCH VOL. REG.;MIC2605YML,MLF,8P,2x	1	S.A	
...4	IC4010	1204-002999	IC-DECODER;SEMS12-LF,LFBGA,375P,21x21mm,	1	S.A	
...4	IC1002_EU	1205-003479	IC-SWITCH;TPS2051BDBVR,SOT-23,5P,2.9x1.6	1	S.A	
...4	D5015	1405-001233	VARISTOR;30Vdc,5A,1.6x0.8x0.8mm,TP	1	S.A	
...4	D5018	1405-001233	VARISTOR;30Vdc,5A,1.6x0.8x0.8mm,TP	1	S.A	
...4	D5019	1405-001233	VARISTOR;30Vdc,5A,1.6x0.8x0.8mm,TP	1	S.A	
...4	D5020	1405-001233	VARISTOR;30Vdc,5A,1.6x0.8x0.8mm,TP	1	S.A	
...4	D5021_UART	1405-001233	VARISTOR;30Vdc,5A,1.6x0.8x0.8mm,TP	1	S.A	
...4	D5022_UART	1405-001233	VARISTOR;30Vdc,5A,1.6x0.8x0.8mm,TP	1	S.A	
...4	D7003_EU	1405-001233	VARISTOR;30Vdc,5A,1.6x0.8x0.8mm,TP	1	S.A	
...4	D7007	1405-001233	VARISTOR;30Vdc,5A,1.6x0.8x0.8mm,TP	1	S.A	
...4	D7010_EU	1405-001233	VARISTOR;30Vdc,5A,1.6x0.8x0.8mm,TP	1	S.A	
...4	D7013	1405-001233	VARISTOR;30Vdc,5A,1.6x0.8x0.8mm,TP	1	S.A	
...4	R2051_DE	2007-000039	R-CHIP;0ohm,5%,1/10W,TP,1608	1	S.A	
...4	R2052	2007-000039	R-CHIP;0ohm,5%,1/10W,TP,1608	1	S.A	
...4	R11065	2007-000052	R-CHIP;10Kohm,1%,1/10W,TP,1608	1	S.N.A	
...4	R2102	2007-000067	R-CHIP;15Kohm,1%,1/10W,TP,1608	1	S.N.A	
...4	R2502	2007-000074	R-CHIP;100ohm,5%,1/10W,TP,1608	1	S.A	
...4	R9214_EU	2007-000096	R-CHIP;30Kohm,5%,1/10W,TP,1608	1	S.A	
...4	R9215_EU	2007-000096	R-CHIP;30Kohm,5%,1/10W,TP,1608	1	S.A	
...4	R9218_EU	2007-000096	R-CHIP;30Kohm,5%,1/10W,TP,1608	1	S.A	
...4	R9219_EU	2007-000096	R-CHIP;30Kohm,5%,1/10W,TP,1608	1	S.A	
...4	R2004	2007-000107	R-CHIP;470Kohm,5%,1/10W,TP,1608	1	S.N.A	
...4	R4592	2007-000121	R-CHIP;820ohm,5%,1/10W,TP,1608	1	S.N.A	
...4	R10134_EU	2007-000138	R-CHIP;100ohm,5%,1/16W,TP,1005	1	S.N.A	
...4	R4036	2007-000138	R-CHIP;100ohm,5%,1/16W,TP,1005	1	S.N.A	
...4	R4046	2007-000138	R-CHIP;100ohm,5%,1/16W,TP,1005	1	S.N.A	
...4	R4096_PWM	2007-000138	R-CHIP;100ohm,5%,1/16W,TP,1005	1	S.N.A	
...4	R4101	2007-000138	R-CHIP;100ohm,5%,1/16W,TP,1005	1	S.N.A	
...4	R4102	2007-000138	R-CHIP;100ohm,5%,1/16W,TP,1005	1	S.N.A	
...4	R4103	2007-000138	R-CHIP;100ohm,5%,1/16W,TP,1005	1	S.N.A	
...4	R4316	2007-000138	R-CHIP;100ohm,5%,1/16W,TP,1005	1	S.N.A	
...4	R5003	2007-000138	R-CHIP;100ohm,5%,1/16W,TP,1005	1	S.N.A	
...4	R5005	2007-000138	R-CHIP;100ohm,5%,1/16W,TP,1005	1	S.N.A	
...4	R5042	2007-000138	R-CHIP;100ohm,5%,1/16W,TP,1005	1	S.N.A	
...4	R5910_FA	2007-000138	R-CHIP;100ohm,5%,1/16W,TP,1005	1	S.N.A	
...4	R5911_FA	2007-000138	R-CHIP;100ohm,5%,1/16W,TP,1005	1	S.N.A	
...4	R6034	2007-000138	R-CHIP;100ohm,5%,1/16W,TP,1005	1	S.N.A	
...4	R6035	2007-000138	R-CHIP;100ohm,5%,1/16W,TP,1005	1	S.N.A	
...4	R6061	2007-000138	R-CHIP;100ohm,5%,1/16W,TP,1005	1	S.N.A	
...4	R6062	2007-000138	R-CHIP;100ohm,5%,1/16W,TP,1005	1	S.N.A	
...4	R7003	2007-000138	R-CHIP;100ohm,5%,1/16W,TP,1005	1	S.N.A	
...4	R7022_EU	2007-000138	R-CHIP;100ohm,5%,1/16W,TP,1005	1	S.N.A	
...4	R7024_EU	2007-000138	R-CHIP;100ohm,5%,1/16W,TP,1005	1	S.N.A	
...4	R8036_UART	2007-000138	R-CHIP;100ohm,5%,1/16W,TP,1005	1	S.N.A	
...4	R8037_UART	2007-000138	R-CHIP;100ohm,5%,1/16W,TP,1005	1	S.N.A	
...4	R9177	2007-000138	R-CHIP;100ohm,5%,1/16W,TP,1005	1	S.N.A	

## 5. Exploded View &amp; Part List

Level	Location No.	Code No.	Description & Specification	Q'ty	SA/SNA	Remark
...4	R11099	2007-000140	R-CHIP;1Kohm,5%,1/16W,TP,1005	1	S.N.A	
...4	R6012	2007-000140	R-CHIP;1Kohm,5%,1/16W,TP,1005	1	S.N.A	
...4	R6049	2007-000140	R-CHIP;1Kohm,5%,1/16W,TP,1005	1	S.N.A	
...4	R7079	2007-000140	R-CHIP;1Kohm,5%,1/16W,TP,1005	1	S.N.A	
...4	R9190	2007-000140	R-CHIP;1Kohm,5%,1/16W,TP,1005	1	S.N.A	
...4	R4076	2007-000141	R-CHIP;2.2Kohm,5%,1/16W,TP,1005	1	S.N.A	
...4	R4082	2007-000141	R-CHIP;2.2Kohm,5%,1/16W,TP,1005	1	S.N.A	
...4	R5019	2007-000141	R-CHIP;2.2Kohm,5%,1/16W,TP,1005	1	S.N.A	
...4	R5020	2007-000141	R-CHIP;2.2Kohm,5%,1/16W,TP,1005	1	S.N.A	
...4	R1056	2007-000143	R-CHIP;4.7Kohm,5%,1/16W,TP,1005	1	S.N.A	
...4	R11039	2007-000143	R-CHIP;4.7Kohm,5%,1/16W,TP,1005	1	S.N.A	
...4	R2010	2007-000143	R-CHIP;4.7Kohm,5%,1/16W,TP,1005	1	S.N.A	
...4	R2015	2007-000143	R-CHIP;4.7Kohm,5%,1/16W,TP,1005	1	S.N.A	
...4	R4202_PWM	2007-000143	R-CHIP;4.7Kohm,5%,1/16W,TP,1005	1	S.N.A	
...4	R5502	2007-000143	R-CHIP;4.7Kohm,5%,1/16W,TP,1005	1	S.N.A	
...4	R5503	2007-000143	R-CHIP;4.7Kohm,5%,1/16W,TP,1005	1	S.N.A	
...4	R6064	2007-000143	R-CHIP;4.7Kohm,5%,1/16W,TP,1005	1	S.N.A	
...4	R7086	2007-000143	R-CHIP;4.7Kohm,5%,1/16W,TP,1005	1	S.N.A	
...4	R9028	2007-000143	R-CHIP;4.7Kohm,5%,1/16W,TP,1005	1	S.N.A	
...4	R9030	2007-000143	R-CHIP;4.7Kohm,5%,1/16W,TP,1005	1	S.N.A	
...4	R9031	2007-000143	R-CHIP;4.7Kohm,5%,1/16W,TP,1005	1	S.N.A	
...4	R9032	2007-000143	R-CHIP;4.7Kohm,5%,1/16W,TP,1005	1	S.N.A	
...4	R9033	2007-000143	R-CHIP;4.7Kohm,5%,1/16W,TP,1005	1	S.N.A	
...4	R7019	2007-000146	R-CHIP;6.8Kohm,5%,1/16W,TP,1005	1	S.N.A	
...4	R10007_EU	2007-000148	R-CHIP;10Kohm,5%,1/16W,TP,1005	1	S.N.A	
...4	R10008_EU	2007-000148	R-CHIP;10Kohm,5%,1/16W,TP,1005	1	S.N.A	
...4	R10031_EU	2007-000148	R-CHIP;10Kohm,5%,1/16W,TP,1005	1	S.N.A	
...4	R10032_EU	2007-000148	R-CHIP;10Kohm,5%,1/16W,TP,1005	1	S.N.A	
...4	R10121_EU	2007-000148	R-CHIP;10Kohm,5%,1/16W,TP,1005	1	S.N.A	
...4	R10122_EU	2007-000148	R-CHIP;10Kohm,5%,1/16W,TP,1005	1	S.N.A	
...4	R10135_EU	2007-000148	R-CHIP;10Kohm,5%,1/16W,TP,1005	1	S.N.A	
...4	R10200_EU	2007-000148	R-CHIP;10Kohm,5%,1/16W,TP,1005	1	S.N.A	
...4	R1055	2007-000148	R-CHIP;10Kohm,5%,1/16W,TP,1005	1	S.N.A	
...4	R1060	2007-000148	R-CHIP;10Kohm,5%,1/16W,TP,1005	1	S.N.A	
...4	R11089	2007-000148	R-CHIP;10Kohm,5%,1/16W,TP,1005	1	S.N.A	
...4	R2005	2007-000148	R-CHIP;10Kohm,5%,1/16W,TP,1005	1	S.N.A	
...4	R2011	2007-000148	R-CHIP;10Kohm,5%,1/16W,TP,1005	1	S.N.A	
...4	R2014	2007-000148	R-CHIP;10Kohm,5%,1/16W,TP,1005	1	S.N.A	
...4	R2018	2007-000148	R-CHIP;10Kohm,5%,1/16W,TP,1005	1	S.N.A	
...4	R2020	2007-000148	R-CHIP;10Kohm,5%,1/16W,TP,1005	1	S.N.A	
...4	R3100	2007-000148	R-CHIP;10Kohm,5%,1/16W,TP,1005	1	S.N.A	
...4	R3101	2007-000148	R-CHIP;10Kohm,5%,1/16W,TP,1005	1	S.N.A	
...4	R3102	2007-000148	R-CHIP;10Kohm,5%,1/16W,TP,1005	1	S.N.A	
...4	R3103	2007-000148	R-CHIP;10Kohm,5%,1/16W,TP,1005	1	S.N.A	
...4	R3150	2007-000148	R-CHIP;10Kohm,5%,1/16W,TP,1005	1	S.N.A	
...4	R4050	2007-000148	R-CHIP;10Kohm,5%,1/16W,TP,1005	1	S.N.A	
...4	R4051	2007-000148	R-CHIP;10Kohm,5%,1/16W,TP,1005	1	S.N.A	
...4	R4077	2007-000148	R-CHIP;10Kohm,5%,1/16W,TP,1005	1	S.N.A	
...4	R4078	2007-000148	R-CHIP;10Kohm,5%,1/16W,TP,1005	1	S.N.A	
...4	R4079_PWM	2007-000148	R-CHIP;10Kohm,5%,1/16W,TP,1005	1	S.N.A	
...4	R4081	2007-000148	R-CHIP;10Kohm,5%,1/16W,TP,1005	1	S.N.A	

5. Exploded View & Part List

Level	Location No.	Code No.	Description & Specification	Q'ty	SA/SNA	Remark
...4	R4130	2007-000148	R-CHIP;10Kohm,5%,1/16W,TP,1005	1	S.N.A	
...4	R4140	2007-000148	R-CHIP;10Kohm,5%,1/16W,TP,1005	1	S.N.A	
...4	R4475	2007-000148	R-CHIP;10Kohm,5%,1/16W,TP,1005	1	S.N.A	
...4	R4489	2007-000148	R-CHIP;10Kohm,5%,1/16W,TP,1005	1	S.N.A	
...4	R4626_T	2007-000148	R-CHIP;10Kohm,5%,1/16W,TP,1005	1	S.N.A	
...4	R4627_T	2007-000148	R-CHIP;10Kohm,5%,1/16W,TP,1005	1	S.N.A	
...4	R4628_TCON	2007-000148	R-CHIP;10Kohm,5%,1/16W,TP,1005	1	S.N.A	
...4	R5013	2007-000148	R-CHIP;10Kohm,5%,1/16W,TP,1005	1	S.N.A	
...4	R5014	2007-000148	R-CHIP;10Kohm,5%,1/16W,TP,1005	1	S.N.A	
...4	R5017	2007-000148	R-CHIP;10Kohm,5%,1/16W,TP,1005	1	S.N.A	
...4	R5018	2007-000148	R-CHIP;10Kohm,5%,1/16W,TP,1005	1	S.N.A	
...4	R5024	2007-000148	R-CHIP;10Kohm,5%,1/16W,TP,1005	1	S.N.A	
...4	R5025	2007-000148	R-CHIP;10Kohm,5%,1/16W,TP,1005	1	S.N.A	
...4	R5032	2007-000148	R-CHIP;10Kohm,5%,1/16W,TP,1005	1	S.N.A	
...4	R5068	2007-000148	R-CHIP;10Kohm,5%,1/16W,TP,1005	1	S.N.A	
...4	R6028	2007-000148	R-CHIP;10Kohm,5%,1/16W,TP,1005	1	S.N.A	
...4	R6029	2007-000148	R-CHIP;10Kohm,5%,1/16W,TP,1005	1	S.N.A	
...4	R6058	2007-000148	R-CHIP;10Kohm,5%,1/16W,TP,1005	1	S.N.A	
...4	R6059	2007-000148	R-CHIP;10Kohm,5%,1/16W,TP,1005	1	S.N.A	
...4	R6065	2007-000148	R-CHIP;10Kohm,5%,1/16W,TP,1005	1	S.N.A	
...4	R7023	2007-000148	R-CHIP;10Kohm,5%,1/16W,TP,1005	1	S.N.A	
...4	R7025	2007-000148	R-CHIP;10Kohm,5%,1/16W,TP,1005	1	S.N.A	
...4	R7039	2007-000148	R-CHIP;10Kohm,5%,1/16W,TP,1005	1	S.N.A	
...4	R9019	2007-000148	R-CHIP;10Kohm,5%,1/16W,TP,1005	1	S.N.A	
...4	R9025	2007-000148	R-CHIP;10Kohm,5%,1/16W,TP,1005	1	S.N.A	
...4	R9216_EU	2007-000148	R-CHIP;10Kohm,5%,1/16W,TP,1005	1	S.N.A	
...4	R9217_EU	2007-000148	R-CHIP;10Kohm,5%,1/16W,TP,1005	1	S.N.A	
...4	R7058	2007-000151	R-CHIP;15Kohm,5%,1/16W,TP,1005	1	S.N.A	
...4	R1051	2007-000153	R-CHIP;22Kohm,5%,1/16W,TP,1005	1	S.N.A	
...4	R1052	2007-000153	R-CHIP;22Kohm,5%,1/16W,TP,1005	1	S.N.A	
...4	R1057	2007-000153	R-CHIP;22Kohm,5%,1/16W,TP,1005	1	S.N.A	
...4	R2009	2007-000153	R-CHIP;22Kohm,5%,1/16W,TP,1005	1	S.N.A	
...4	R2013	2007-000153	R-CHIP;22Kohm,5%,1/16W,TP,1005	1	S.N.A	
...4	R2017	2007-000153	R-CHIP;22Kohm,5%,1/16W,TP,1005	1	S.N.A	
...4	R4477	2007-000153	R-CHIP;22Kohm,5%,1/16W,TP,1005	1	S.N.A	
...4	R4568	2007-000153	R-CHIP;22Kohm,5%,1/16W,TP,1005	1	S.N.A	
...4	R7057	2007-000153	R-CHIP;22Kohm,5%,1/16W,TP,1005	1	S.N.A	
...4	R7007_EU	2007-000157	R-CHIP;47Kohm,5%,1/16W,TP,1005	1	S.N.A	
...4	R7009_EU	2007-000157	R-CHIP;47Kohm,5%,1/16W,TP,1005	1	S.N.A	
...4	R9320_EU	2007-000162	R-CHIP;100Kohm,5%,1/16W,TP,1005	1	S.N.A	
...4	R9321_EU	2007-000162	R-CHIP;100Kohm,5%,1/16W,TP,1005	1	S.N.A	
...4	R4045	2007-000170	R-CHIP;1Mohm,5%,1/16W,TP,1005	1	S.N.A	
...4	R11128_TCO	2007-000171	R-CHIP;0ohm,5%,1/16W,TP,1005	1	S.N.A	
...4	R11129_TCO	2007-000171	R-CHIP;0ohm,5%,1/16W,TP,1005	1	S.N.A	
...4	R11130_TCO	2007-000171	R-CHIP;0ohm,5%,1/16W,TP,1005	1	S.N.A	
...4	R11150	2007-000171	R-CHIP;0ohm,5%,1/16W,TP,1005	1	S.N.A	
...4	R2301_PWM	2007-000171	R-CHIP;0ohm,5%,1/16W,TP,1005	1	S.N.A	
...4	R6016	2007-000172	R-CHIP;10ohm,5%,1/16W,TP,1005	1	S.N.A	
...4	R6050	2007-000172	R-CHIP;10ohm,5%,1/16W,TP,1005	1	S.N.A	
...4	R8306	2007-000173	R-CHIP;22ohm,5%,1/16W,TP,1005	1	S.N.A	
...4	R8307	2007-000173	R-CHIP;22ohm,5%,1/16W,TP,1005	1	S.N.A	

## 5. Exploded View &amp; Part List

Level	Location No.	Code No.	Description & Specification	Q'ty	SA/SNA	Remark
....4	R8323	2007-000173	R-CHIP;22ohm,5%,1/16W,TP,1005	1	S.N.A	
....4	R8325	2007-000173	R-CHIP;22ohm,5%,1/16W,TP,1005	1	S.N.A	
....4	R8326	2007-000173	R-CHIP;22ohm,5%,1/16W,TP,1005	1	S.N.A	
....4	R8333	2007-000173	R-CHIP;22ohm,5%,1/16W,TP,1005	1	S.N.A	
....4	R8335	2007-000173	R-CHIP;22ohm,5%,1/16W,TP,1005	1	S.N.A	
....4	R8336	2007-000173	R-CHIP;22ohm,5%,1/16W,TP,1005	1	S.N.A	
....4	R8349	2007-000173	R-CHIP;22ohm,5%,1/16W,TP,1005	1	S.N.A	
....4	R8355	2007-000173	R-CHIP;22ohm,5%,1/16W,TP,1005	1	S.N.A	
....4	R8357	2007-000173	R-CHIP;22ohm,5%,1/16W,TP,1005	1	S.N.A	
....4	R8358	2007-000173	R-CHIP;22ohm,5%,1/16W,TP,1005	1	S.N.A	
....4	R8404	2007-000173	R-CHIP;22ohm,5%,1/16W,TP,1005	1	S.N.A	
....4	R8430	2007-000173	R-CHIP;22ohm,5%,1/16W,TP,1005	1	S.N.A	
....4	R8438	2007-000173	R-CHIP;22ohm,5%,1/16W,TP,1005	1	S.N.A	
....4	R8496	2007-000173	R-CHIP;22ohm,5%,1/16W,TP,1005	1	S.N.A	
....4	R8638	2007-000173	R-CHIP;22ohm,5%,1/16W,TP,1005	1	S.N.A	
....4	R4009	2007-000174	R-CHIP;47ohm,5%,1/16W,TP,1005	1	S.N.A	
....4	R4017	2007-000174	R-CHIP;47ohm,5%,1/16W,TP,1005	1	S.N.A	
....4	R4021	2007-000174	R-CHIP;47ohm,5%,1/16W,TP,1005	1	S.N.A	
....4	R4022	2007-000174	R-CHIP;47ohm,5%,1/16W,TP,1005	1	S.N.A	
....4	R4590	2007-000174	R-CHIP;47ohm,5%,1/16W,TP,1005	1	S.N.A	
....4	R4591	2007-000174	R-CHIP;47ohm,5%,1/16W,TP,1005	1	S.N.A	
....4	R5028	2007-000174	R-CHIP;47ohm,5%,1/16W,TP,1005	1	S.N.A	
....4	R5029	2007-000174	R-CHIP;47ohm,5%,1/16W,TP,1005	1	S.N.A	
....4	R5031	2007-000174	R-CHIP;47ohm,5%,1/16W,TP,1005	1	S.N.A	
....4	R5055	2007-000174	R-CHIP;47ohm,5%,1/16W,TP,1005	1	S.N.A	
....4	R5056	2007-000174	R-CHIP;47ohm,5%,1/16W,TP,1005	1	S.N.A	
....4	R7034	2007-000174	R-CHIP;47ohm,5%,1/16W,TP,1005	1	S.N.A	
....4	R7035	2007-000174	R-CHIP;47ohm,5%,1/16W,TP,1005	1	S.N.A	
....4	R7036	2007-000174	R-CHIP;47ohm,5%,1/16W,TP,1005	1	S.N.A	
....4	R9020	2007-000695	R-CHIP;3.3ohm,5%,1/10W,TP,1608	1	S.A	
....4	R9021	2007-000695	R-CHIP;3.3ohm,5%,1/10W,TP,1608	1	S.A	
....4	R9022	2007-000695	R-CHIP;3.3ohm,5%,1/10W,TP,1608	1	S.A	
....4	R9023	2007-000695	R-CHIP;3.3ohm,5%,1/10W,TP,1608	1	S.A	
....4	R2032	2007-000708	R-CHIP;3.9Kohm,1%,1/10W,TP,1608	1	S.A	
....4	R5571	2007-000763	R-CHIP;330ohm,1%,1/10W,TP,1608	1	S.N.A	
....4	R4587	2007-000821	R-CHIP;390ohm,1%,1/10W,TP,1608	1	S.N.A	
....4	R2103	2007-000828	R-CHIP;39Kohm,1%,1/10W,TP,1608	1	S.A	
....4	R5087	2007-000932	R-CHIP;470ohm,5%,1/16W,TP,1005	1	S.N.A	
....4	R7043	2007-000932	R-CHIP;470ohm,5%,1/16W,TP,1005	1	S.N.A	
....4	R7077	2007-000932	R-CHIP;470ohm,5%,1/16W,TP,1005	1	S.N.A	
....4	R9080	2007-000932	R-CHIP;470ohm,5%,1/16W,TP,1005	1	S.N.A	
....4	R2101	2007-001175	R-CHIP;8.2Kohm,1%,1/10W,TP,1608	1	S.A	
....4	R7054	2007-001217	R-CHIP;82ohm,5%,1/16W,TP,1005	1	S.N.A	
....4	R6055_USB	2007-001285	R-CHIP;5.6ohm,5%,1/16W,TP,1005	1	S.A	
....4	R6056_USB	2007-001285	R-CHIP;5.6ohm,5%,1/16W,TP,1005	1	S.A	
....4	R2400	2007-001292	R-CHIP;33ohm,5%,1/16W,TP,1005	1	S.N.A	
....4	R4401	2007-001292	R-CHIP;33ohm,5%,1/16W,TP,1005	1	S.N.A	
....4	R4402	2007-001292	R-CHIP;33ohm,5%,1/16W,TP,1005	1	S.N.A	
....4	R7055	2007-001298	R-CHIP;51ohm,5%,1/16W,TP,1005	1	S.N.A	
....4	R8017	2007-001306	R-CHIP;150ohm,5%,1/16W,TP,1005	1	S.A	
....4	R8117	2007-001306	R-CHIP;150ohm,5%,1/16W,TP,1005	1	S.A	

5. Exploded View & Part List

Level	Location No.	Code No.	Description & Specification	Q'ty	SA/SNA	Remark
...4	R7052	2007-001307	R-CHIP;180ohm,5%,1/16W,TP,1005	1	S.N.A	
...4	R2036	2007-001325	R-CHIP;3.3Kohm,5%,1/16W,TP,1005	1	S.N.A	
...4	R4093_PWM	2007-001325	R-CHIP;3.3Kohm,5%,1/16W,TP,1005	1	S.N.A	
...4	R9079	2007-001325	R-CHIP;3.3Kohm,5%,1/16W,TP,1005	1	S.N.A	
...4	R5021	2007-001333	R-CHIP;18Kohm,5%,1/16W,TP,1005	1	S.N.A	
...4	R5026	2007-001333	R-CHIP;18Kohm,5%,1/16W,TP,1005	1	S.N.A	
...4	R5027	2007-001333	R-CHIP;18Kohm,5%,1/16W,TP,1005	1	S.N.A	
...4	R5034	2007-001333	R-CHIP;18Kohm,5%,1/16W,TP,1005	1	S.N.A	
...4	R7011_EU	2007-001333	R-CHIP;18Kohm,5%,1/16W,TP,1005	1	S.N.A	
...4	R7030	2007-001333	R-CHIP;18Kohm,5%,1/16W,TP,1005	1	S.N.A	
...4	R7032	2007-001333	R-CHIP;18Kohm,5%,1/16W,TP,1005	1	S.N.A	
...4	R2035	2007-002906	R-CHIP;200Kohm,1%,1/10W,TP,1608	1	S.A	
...4	R2100	2007-002906	R-CHIP;200Kohm,1%,1/10W,TP,1608	1	S.A	
...4	R5043	2007-002906	R-CHIP;200Kohm,1%,1/10W,TP,1608	1	S.A	
...4	R6001	2007-002906	R-CHIP;200Kohm,1%,1/10W,TP,1608	1	S.A	
...4	R6038	2007-002906	R-CHIP;200Kohm,1%,1/10W,TP,1608	1	S.A	
...4	R10011_EU	2007-007009	R-CHIP;75ohm,5%,1/16W,TP,1005	1	S.N.A	
...4	R10012_EU	2007-007009	R-CHIP;75ohm,5%,1/16W,TP,1005	1	S.N.A	
...4	R10013_EU	2007-007009	R-CHIP;75ohm,5%,1/16W,TP,1005	1	S.N.A	
...4	R5004	2007-007009	R-CHIP;75ohm,5%,1/16W,TP,1005	1	S.N.A	
...4	R5008	2007-007009	R-CHIP;75ohm,5%,1/16W,TP,1005	1	S.N.A	
...4	R5009	2007-007009	R-CHIP;75ohm,5%,1/16W,TP,1005	1	S.N.A	
...4	R5010	2007-007009	R-CHIP;75ohm,5%,1/16W,TP,1005	1	S.N.A	
...4	R5011	2007-007009	R-CHIP;75ohm,5%,1/16W,TP,1005	1	S.N.A	
...4	R5012	2007-007009	R-CHIP;75ohm,5%,1/16W,TP,1005	1	S.N.A	
...4	R5044	2007-007009	R-CHIP;75ohm,5%,1/16W,TP,1005	1	S.N.A	
...4	R5200	2007-007009	R-CHIP;75ohm,5%,1/16W,TP,1005	1	S.N.A	
...4	R5201	2007-007009	R-CHIP;75ohm,5%,1/16W,TP,1005	1	S.N.A	
...4	R5202	2007-007009	R-CHIP;75ohm,5%,1/16W,TP,1005	1	S.N.A	
...4	R7010	2007-007009	R-CHIP;75ohm,5%,1/16W,TP,1005	1	S.N.A	
...4	R7012	2007-007009	R-CHIP;75ohm,5%,1/16W,TP,1005	1	S.N.A	
...4	R7014	2007-007009	R-CHIP;75ohm,5%,1/16W,TP,1005	1	S.N.A	
...4	R7015	2007-007009	R-CHIP;75ohm,5%,1/16W,TP,1005	1	S.N.A	
...4	R7020	2007-007009	R-CHIP;75ohm,5%,1/16W,TP,1005	1	S.N.A	
...4	R5046	2007-007107	R-CHIP;100Kohm,1%,1/16W,TP,1005	1	S.N.A	
...4	R2016	2007-007142	R-CHIP;10Kohm,1%,1/16W,TP,1005	1	S.N.A	
...4	R2034	2007-007142	R-CHIP;10Kohm,1%,1/16W,TP,1005	1	S.N.A	
...4	R4095	2007-007142	R-CHIP;10Kohm,1%,1/16W,TP,1005	1	S.N.A	
...4	R4352	2007-007142	R-CHIP;10Kohm,1%,1/16W,TP,1005	1	S.N.A	
...4	R2028	2007-007156	R-CHIP;1ohm,5%,1/16W,TP,1005	1	S.N.A	
...4	R2037	2007-007156	R-CHIP;1ohm,5%,1/16W,TP,1005	1	S.N.A	
...4	R2039	2007-007156	R-CHIP;1ohm,5%,1/16W,TP,1005	1	S.N.A	
...4	R2501	2007-007156	R-CHIP;1ohm,5%,1/16W,TP,1005	1	S.N.A	
...4	R5580	2007-007156	R-CHIP;1ohm,5%,1/16W,TP,1005	1	S.N.A	
...4	R5570	2007-007297	R-CHIP;110ohm,1%,1/10W,TP,1608	1	S.A	
...4	R8329	2007-007318	R-CHIP;1Kohm,1%,1/16W,TP,1005	1	S.N.A	
...4	R8330	2007-007318	R-CHIP;1Kohm,1%,1/16W,TP,1005	1	S.N.A	
...4	R8363	2007-007318	R-CHIP;1Kohm,1%,1/16W,TP,1005	1	S.N.A	
...4	R8364	2007-007318	R-CHIP;1Kohm,1%,1/16W,TP,1005	1	S.N.A	
...4	R2022	2007-007319	R-CHIP;390ohm,1%,1/16W,TP,1005	1	S.N.A	
...4	R2027	2007-007650	R-CHIP;274ohm,1%,1/10W,TP,1608	1	S.A	

Level	Location No.	Code No.	Description & Specification	Q'ty	SA/SNA	Remark
...4	R2026	2007-007721	R-CHIP;560ohm,1%,1/10W,TP,1608	1	S.A	
...4	R4094	2007-007791	R-CHIP;9.1Kohm,1%,1/16W,TP,1005	1	S.N.A	
...4	R4351	2007-007791	R-CHIP;9.1Kohm,1%,1/16W,TP,1005	1	S.N.A	
...4	RA3007	2011-000515	R-NETWORK;4.7Kohm,5%,1/16W,L,CHIP,8P,TP,	1	S.N.A	
...4	RA4002	2011-000651	R-NETWORK;10ohm,5%,1/16W,L,CHIP,8P,TP,32	1	S.N.A	
...4	RA4003	2011-000651	R-NETWORK;10ohm,5%,1/16W,L,CHIP,8P,TP,32	1	S.N.A	
...4	RA4004	2011-000651	R-NETWORK;10ohm,5%,1/16W,L,CHIP,8P,TP,32	1	S.N.A	
...4	RA4005	2011-000651	R-NETWORK;10ohm,5%,1/16W,L,CHIP,8P,TP,32	1	S.N.A	
...4	RA4102	2011-001011	R-NETWORK;10Kohm,5%,1/16W,L,CHIP,8P,TP,3	1	S.A	
...4	R10004_EU	2011-001087	R-NETWORK;75ohm,5%,1/16W,L,CHIP,8P,TP,3.	1	S.A	
...4	R10010_EU	2011-001087	R-NETWORK;75ohm,5%,1/16W,L,CHIP,8P,TP,3.	1	S.A	
...4	R10126	2011-001087	R-NETWORK;75ohm,5%,1/16W,L,CHIP,8P,TP,3.	1	S.A	
...4	R10127	2011-001087	R-NETWORK;75ohm,5%,1/16W,L,CHIP,8P,TP,3.	1	S.A	
...4	R8321	2011-001262	R-NETWORK;22ohm,5%,1/16W,L,CHIP,8P,TP,2.	1	S.A	
...4	R8322	2011-001262	R-NETWORK;22ohm,5%,1/16W,L,CHIP,8P,TP,2.	1	S.A	
...4	R8324	2011-001262	R-NETWORK;22ohm,5%,1/16W,L,CHIP,8P,TP,2.	1	S.A	
...4	R8327	2011-001262	R-NETWORK;22ohm,5%,1/16W,L,CHIP,8P,TP,2.	1	S.A	
...4	R8401	2011-001262	R-NETWORK;22ohm,5%,1/16W,L,CHIP,8P,TP,2.	1	S.A	
...4	R8402	2011-001262	R-NETWORK;22ohm,5%,1/16W,L,CHIP,8P,TP,2.	1	S.A	
...4	R8403	2011-001262	R-NETWORK;22ohm,5%,1/16W,L,CHIP,8P,TP,2.	1	S.A	
...4	R8405	2011-001262	R-NETWORK;22ohm,5%,1/16W,L,CHIP,8P,TP,2.	1	S.A	
...4	R8406	2011-001262	R-NETWORK;22ohm,5%,1/16W,L,CHIP,8P,TP,2.	1	S.A	
...4	R8407	2011-001262	R-NETWORK;22ohm,5%,1/16W,L,CHIP,8P,TP,2.	1	S.A	
...4	R8408	2011-001262	R-NETWORK;22ohm,5%,1/16W,L,CHIP,8P,TP,2.	1	S.A	
...4	R8409	2011-001262	R-NETWORK;22ohm,5%,1/16W,L,CHIP,8P,TP,2.	1	S.A	
...4	R8410	2011-001262	R-NETWORK;22ohm,5%,1/16W,L,CHIP,8P,TP,2.	1	S.A	
...4	R8433	2011-001262	R-NETWORK;22ohm,5%,1/16W,L,CHIP,8P,TP,2.	1	S.A	
...4	R8434	2011-001262	R-NETWORK;22ohm,5%,1/16W,L,CHIP,8P,TP,2.	1	S.A	
...4	R8435	2011-001262	R-NETWORK;22ohm,5%,1/16W,L,CHIP,8P,TP,2.	1	S.A	
...4	R8436	2011-001262	R-NETWORK;22ohm,5%,1/16W,L,CHIP,8P,TP,2.	1	S.A	
...4	R8437	2011-001262	R-NETWORK;22ohm,5%,1/16W,L,CHIP,8P,TP,2.	1	S.A	
...4	R8504	2011-001262	R-NETWORK;22ohm,5%,1/16W,L,CHIP,8P,TP,2.	1	S.A	
...4	RA9000	2011-001262	R-NETWORK;22ohm,5%,1/16W,L,CHIP,8P,TP,2.	1	S.A	
...4	C9047	2203-000125	C-CER,CHIP;1.2nF,10%,50V,X7R,TP,1608,-	1	S.A	
...4	C9048	2203-000125	C-CER,CHIP;1.2nF,10%,50V,X7R,TP,1608,-	1	S.A	
...4	C9049	2203-000125	C-CER,CHIP;1.2nF,10%,50V,X7R,TP,1608,-	1	S.A	
...4	C9050	2203-000125	C-CER,CHIP;1.2nF,10%,50V,X7R,TP,1608,-	1	S.A	
...4	C5038_T	2203-000189	C-CER,CHIP;100nF,+80-20%,25V,Y5V,1608	1	S.N.A	
...4	C5027	2203-000221	C-CER,CHIP;100nF,20%,50V,Y5V,TP,3216	1	S.A	
...4	C7009	2203-000233	C-CER,CHIP;0.1nF,5%,50V,C0G,1005	1	S.A	
...4	C9096	2203-000233	C-CER,CHIP;0.1nF,5%,50V,C0G,1005	1	S.A	
...4	C9320_EU	2203-000233	C-CER,CHIP;0.1nF,5%,50V,C0G,1005	1	S.A	
...4	C9321_EU	2203-000233	C-CER,CHIP;0.1nF,5%,50V,C0G,1005	1	S.A	
...4	C9313_EU	2203-000330	C-CER,CHIP;0.012nF,5%,50V,C0G,1005	1	S.A	
...4	C9319_EU	2203-000330	C-CER,CHIP;0.012nF,5%,50V,C0G,1005	1	S.A	
...4	C4006	2203-000438	C-CER,CHIP;1nF,10%,50V,X7R,1005	1	S.A	
...4	C4041	2203-000438	C-CER,CHIP;1nF,10%,50V,X7R,1005	1	S.A	
...4	C4322	2203-000438	C-CER,CHIP;1nF,10%,50V,X7R,1005	1	S.A	
...4	C4353	2203-000438	C-CER,CHIP;1nF,10%,50V,X7R,1005	1	S.A	
...4	C4422	2203-000438	C-CER,CHIP;1nF,10%,50V,X7R,1005	1	S.A	
...4	C8023_UART	2203-000438	C-CER,CHIP;1nF,10%,50V,X7R,1005	1	S.A	

5. Exploded View & Part List

Level	Location No.	Code No.	Description & Specification	Q'ty	SA/SNA	Remark
...4	C8024_UART	2203-000438	C-CER,CHIP;1nF,10%,50V,X7R,1005	1	S.A	
...4	C8332	2203-000438	C-CER,CHIP;1nF,10%,50V,X7R,1005	1	S.A	
...4	C8367	2203-000438	C-CER,CHIP;1nF,10%,50V,X7R,1005	1	S.A	
...4	C9075	2203-000438	C-CER,CHIP;1nF,10%,50V,X7R,1005	1	S.A	
...4	C4478	2203-000491	C-CER,CHIP;2.2nF,10%,50V,X7R,1608	1	S.A	
...4	C4479	2203-000491	C-CER,CHIP;2.2nF,10%,50V,X7R,1608	1	S.A	
...4	C2512_DE	2203-000659	C-CER,CHIP;0.27nF,5%,50V,C0G,1608	1	S.A	
...4	C9033	2203-000838	C-CER,CHIP;0.39nF,5%,50V,C0G,TP,1608	1	S.A	
...4	C9034	2203-000838	C-CER,CHIP;0.39nF,5%,50V,C0G,TP,1608	1	S.A	
...4	C9035	2203-000838	C-CER,CHIP;0.39nF,5%,50V,C0G,TP,1608	1	S.A	
...4	C9036	2203-000838	C-CER,CHIP;0.39nF,5%,50V,C0G,TP,1608	1	S.A	
...4	C2104	2203-000925	C-CER,CHIP;470nF,+80-20%,50V,Y5V,2012	1	S.A	
...4	C9037	2203-000925	C-CER,CHIP;470nF,+80-20%,50V,Y5V,2012	1	S.A	
...4	C9038	2203-000925	C-CER,CHIP;470nF,+80-20%,50V,Y5V,2012	1	S.A	
...4	C9010	2203-000995	C-CER,CHIP;0.047nF,5%,50V,C0G,1005	1	S.A	
...4	C9014	2203-000995	C-CER,CHIP;0.047nF,5%,50V,C0G,1005	1	S.A	
...4	C2102	2203-001103	C-CER,CHIP;6.8nF,10%,50V,X7R,1608	1	S.A	
...4	C2605	2203-001103	C-CER,CHIP;6.8nF,10%,50V,X7R,1608	1	S.A	
...4	C4038	2203-001412	C-CER,CHIP;0.03nF,5%,50V,NP0,TP,1005	1	S.N.A	
...4	C4039	2203-001412	C-CER,CHIP;0.03nF,5%,50V,NP0,TP,1005	1	S.N.A	
...4	C5001	2203-001412	C-CER,CHIP;0.03nF,5%,50V,NP0,TP,1005	1	S.N.A	
...4	C5005	2203-001412	C-CER,CHIP;0.03nF,5%,50V,NP0,TP,1005	1	S.N.A	
...4	C5007	2203-001412	C-CER,CHIP;0.03nF,5%,50V,NP0,TP,1005	1	S.N.A	
...4	C5009	2203-001412	C-CER,CHIP;0.03nF,5%,50V,NP0,TP,1005	1	S.N.A	
...4	C5010	2203-001412	C-CER,CHIP;0.03nF,5%,50V,NP0,TP,1005	1	S.N.A	
...4	C7004	2203-001412	C-CER,CHIP;0.03nF,5%,50V,NP0,TP,1005	1	S.N.A	
...4	C7035	2203-001412	C-CER,CHIP;0.03nF,5%,50V,NP0,TP,1005	1	S.N.A	
...4	C2006	2203-001596	C-CER,CHIP;2200nF,+80-20%,50V,Y5V,2012	1	S.A	
...4	C2015	2203-001596	C-CER,CHIP;2200nF,+80-20%,50V,Y5V,2012	1	S.A	
...4	C2020	2203-001596	C-CER,CHIP;2200nF,+80-20%,50V,Y5V,2012	1	S.A	
...4	C4025_EU	2203-001598	C-CER,CHIP;2200nF,+80-20%,16V,Y5V,2012	1	S.N.A	
...4	C4026_EU	2203-001598	C-CER,CHIP;2200nF,+80-20%,16V,Y5V,2012	1	S.N.A	
...4	C4029	2203-001598	C-CER,CHIP;2200nF,+80-20%,16V,Y5V,2012	1	S.N.A	
...4	C4030	2203-001598	C-CER,CHIP;2200nF,+80-20%,16V,Y5V,2012	1	S.N.A	
...4	C4031	2203-001598	C-CER,CHIP;2200nF,+80-20%,16V,Y5V,2012	1	S.N.A	
...4	C4032	2203-001598	C-CER,CHIP;2200nF,+80-20%,16V,Y5V,2012	1	S.N.A	
...4	C4034	2203-001598	C-CER,CHIP;2200nF,+80-20%,16V,Y5V,2012	1	S.N.A	
...4	C10034_EU	2203-002285	C-CER,CHIP;10nF,10%,50V,X7R,1005	1	S.N.A	
...4	C2602	2203-002285	C-CER,CHIP;10nF,10%,50V,X7R,1005	1	S.N.A	
...4	C2603	2203-002285	C-CER,CHIP;10nF,10%,50V,X7R,1005	1	S.N.A	
...4	C2700	2203-002285	C-CER,CHIP;10nF,10%,50V,X7R,1005	1	S.N.A	
...4	C7036	2203-002285	C-CER,CHIP;10nF,10%,50V,X7R,1005	1	S.N.A	
...4	C7037	2203-002285	C-CER,CHIP;10nF,10%,50V,X7R,1005	1	S.N.A	
...4	C7041	2203-002285	C-CER,CHIP;10nF,10%,50V,X7R,1005	1	S.N.A	
...4	C5013	2203-002525	C-CER,CHIP;0.56nF,10%,50V,X7R,TP,1005	1	S.N.A	
...4	C5015	2203-002525	C-CER,CHIP;0.56nF,10%,50V,X7R,TP,1005	1	S.N.A	
...4	C7002_EU	2203-002525	C-CER,CHIP;0.56nF,10%,50V,X7R,TP,1005	1	S.N.A	
...4	C7006_EU	2203-002525	C-CER,CHIP;0.56nF,10%,50V,X7R,TP,1005	1	S.N.A	
...4	C7011	2203-002525	C-CER,CHIP;0.56nF,10%,50V,X7R,TP,1005	1	S.N.A	
...4	C7013	2203-002525	C-CER,CHIP;0.56nF,10%,50V,X7R,TP,1005	1	S.N.A	
...4	C9003	2203-002793	C-CER,CHIP;1000nF,+80-20%,25V,Y5V,2012	1	S.N.A	

## 5. Exploded View &amp; Part List

Level	Location No.	Code No.	Description & Specification	Q'ty	SA/SNA	Remark
...4	C9004	2203-002793	C-CER,CHIP;1000nF,+80-20%,25V,Y5V,2012	1	S.N.A	
...4	C9023	2203-005065	C-CER,CHIP;1000nF,+80-20%,10V,Y5V,1608	1	S.N.A	
...4	C9027	2203-005065	C-CER,CHIP;1000nF,+80-20%,10V,Y5V,1608	1	S.N.A	
...4	C9028	2203-005065	C-CER,CHIP;1000nF,+80-20%,10V,Y5V,1608	1	S.N.A	
...4	C9029	2203-005065	C-CER,CHIP;1000nF,+80-20%,10V,Y5V,1608	1	S.N.A	
...4	C9018	2203-005249	C-CER,CHIP;100nF,10%,50V,X7R,TP,1608	1	S.N.A	
...4	C9025	2203-005249	C-CER,CHIP;100nF,10%,50V,X7R,TP,1608	1	S.N.A	
...4	C9026	2203-005249	C-CER,CHIP;100nF,10%,50V,X7R,TP,1608	1	S.N.A	
...4	C9030	2203-005249	C-CER,CHIP;100nF,10%,50V,X7R,TP,1608	1	S.N.A	
...4	C9039	2203-005249	C-CER,CHIP;100nF,10%,50V,X7R,TP,1608	1	S.N.A	
...4	C9040	2203-005249	C-CER,CHIP;100nF,10%,50V,X7R,TP,1608	1	S.N.A	
...4	C9041	2203-005249	C-CER,CHIP;100nF,10%,50V,X7R,TP,1608	1	S.N.A	
...4	C9042	2203-005249	C-CER,CHIP;100nF,10%,50V,X7R,TP,1608	1	S.N.A	
...4	C9043	2203-005249	C-CER,CHIP;100nF,10%,50V,X7R,TP,1608	1	S.N.A	
...4	C9044	2203-005249	C-CER,CHIP;100nF,10%,50V,X7R,TP,1608	1	S.N.A	
...4	C9045	2203-005249	C-CER,CHIP;100nF,10%,50V,X7R,TP,1608	1	S.N.A	
...4	C9046	2203-005249	C-CER,CHIP;100nF,10%,50V,X7R,TP,1608	1	S.N.A	
...4	C2105	2203-005834	C-CER,CHIP;22000nF,+80-20%,10V,Y5V,3216	1	S.A	
...4	C2501	2203-005834	C-CER,CHIP;22000nF,+80-20%,10V,Y5V,3216	1	S.A	
...4	C2505	2203-005834	C-CER,CHIP;22000nF,+80-20%,10V,Y5V,3216	1	S.A	
...4	C2508	2203-005834	C-CER,CHIP;22000nF,+80-20%,10V,Y5V,3216	1	S.A	
...4	C2509	2203-005834	C-CER,CHIP;22000nF,+80-20%,10V,Y5V,3216	1	S.A	
...4	C2600	2203-005834	C-CER,CHIP;22000nF,+80-20%,10V,Y5V,3216	1	S.A	
...4	C2607	2203-005834	C-CER,CHIP;22000nF,+80-20%,10V,Y5V,3216	1	S.A	
...4	C5028	2203-005834	C-CER,CHIP;22000nF,+80-20%,10V,Y5V,3216	1	S.A	
...4	C5030	2203-005834	C-CER,CHIP;22000nF,+80-20%,10V,Y5V,3216	1	S.A	
...4	C7028	2203-005834	C-CER,CHIP;22000nF,+80-20%,10V,Y5V,3216	1	S.A	
...4	C7029	2203-005834	C-CER,CHIP;22000nF,+80-20%,10V,Y5V,3216	1	S.A	
...4	C5035	2203-006104	C-CER,CHIP;1000nF,10%,50V,X7R,3225	1	S.A	
...4	C4004	2203-006126	C-CER,CHIP;47NF,10%,16V,X7R,TP,1005	1	S.N.A	
...4	C4005	2203-006126	C-CER,CHIP;47NF,10%,16V,X7R,TP,1005	1	S.N.A	
...4	C4007	2203-006126	C-CER,CHIP;47NF,10%,16V,X7R,TP,1005	1	S.N.A	
...4	C4009	2203-006126	C-CER,CHIP;47NF,10%,16V,X7R,TP,1005	1	S.N.A	
...4	C4014	2203-006126	C-CER,CHIP;47NF,10%,16V,X7R,TP,1005	1	S.N.A	
...4	C4018	2203-006126	C-CER,CHIP;47NF,10%,16V,X7R,TP,1005	1	S.N.A	
...4	C4019	2203-006126	C-CER,CHIP;47NF,10%,16V,X7R,TP,1005	1	S.N.A	
...4	C4021	2203-006126	C-CER,CHIP;47NF,10%,16V,X7R,TP,1005	1	S.N.A	
...4	C4312	2203-006126	C-CER,CHIP;47NF,10%,16V,X7R,TP,1005	1	S.N.A	
...4	C4313	2203-006126	C-CER,CHIP;47NF,10%,16V,X7R,TP,1005	1	S.N.A	
...4	C4319	2203-006126	C-CER,CHIP;47NF,10%,16V,X7R,TP,1005	1	S.N.A	
...4	C4320	2203-006126	C-CER,CHIP;47NF,10%,16V,X7R,TP,1005	1	S.N.A	
...4	C4321	2203-006126	C-CER,CHIP;47NF,10%,16V,X7R,TP,1005	1	S.N.A	
...4	C4323	2203-006126	C-CER,CHIP;47NF,10%,16V,X7R,TP,1005	1	S.N.A	
...4	C1083	2203-006141	C-CER,CHIP;1000nF,10%,16V,X5R,1608	1	S.N.A	
...4	C2029	2203-006141	C-CER,CHIP;1000nF,10%,16V,X5R,1608	1	S.N.A	
...4	C4035	2203-006141	C-CER,CHIP;1000nF,10%,16V,X5R,1608	1	S.N.A	
...4	C9316_EU	2203-006141	C-CER,CHIP;1000nF,10%,16V,X5R,1608	1	S.N.A	
...4	C9317_EU	2203-006141	C-CER,CHIP;1000nF,10%,16V,X5R,1608	1	S.N.A	
...4	C9318_EU	2203-006141	C-CER,CHIP;1000nF,10%,16V,X5R,1608	1	S.N.A	
...4	C10033_EU	2203-006158	C-CER,CHIP;100nF,10%,16V,X7R,1005	1	S.N.A	
...4	C2002	2203-006158	C-CER,CHIP;100nF,10%,16V,X7R,1005	1	S.N.A	



5. Exploded View & Part List

Level	Location No.	Code No.	Description & Specification	Q'ty	SA/SNA	Remark
...4	C2017	2203-006158	C-CER,CHIP;100nF,10%,16V,X7R,1005	1	S.N.A	
...4	C2019	2203-006158	C-CER,CHIP;100nF,10%,16V,X7R,1005	1	S.N.A	
...4	C2047	2203-006158	C-CER,CHIP;100nF,10%,16V,X7R,1005	1	S.N.A	
...4	C2048	2203-006158	C-CER,CHIP;100nF,10%,16V,X7R,1005	1	S.N.A	
...4	C2072	2203-006158	C-CER,CHIP;100nF,10%,16V,X7R,1005	1	S.N.A	
...4	C2073	2203-006158	C-CER,CHIP;100nF,10%,16V,X7R,1005	1	S.N.A	
...4	C2082	2203-006158	C-CER,CHIP;100nF,10%,16V,X7R,1005	1	S.N.A	
...4	C2084	2203-006158	C-CER,CHIP;100nF,10%,16V,X7R,1005	1	S.N.A	
...4	C2086	2203-006158	C-CER,CHIP;100nF,10%,16V,X7R,1005	1	S.N.A	
...4	C2089	2203-006158	C-CER,CHIP;100nF,10%,16V,X7R,1005	1	S.N.A	
...4	C2303	2203-006158	C-CER,CHIP;100nF,10%,16V,X7R,1005	1	S.N.A	
...4	C2304	2203-006158	C-CER,CHIP;100nF,10%,16V,X7R,1005	1	S.N.A	
...4	C2604	2203-006158	C-CER,CHIP;100nF,10%,16V,X7R,1005	1	S.N.A	
...4	C4001	2203-006158	C-CER,CHIP;100nF,10%,16V,X7R,1005	1	S.N.A	
...4	C4002	2203-006158	C-CER,CHIP;100nF,10%,16V,X7R,1005	1	S.N.A	
...4	C4008	2203-006158	C-CER,CHIP;100nF,10%,16V,X7R,1005	1	S.N.A	
...4	C4013	2203-006158	C-CER,CHIP;100nF,10%,16V,X7R,1005	1	S.N.A	
...4	C4020	2203-006158	C-CER,CHIP;100nF,10%,16V,X7R,1005	1	S.N.A	
...4	C4022	2203-006158	C-CER,CHIP;100nF,10%,16V,X7R,1005	1	S.N.A	
...4	C4023	2203-006158	C-CER,CHIP;100nF,10%,16V,X7R,1005	1	S.N.A	
...4	C4024	2203-006158	C-CER,CHIP;100nF,10%,16V,X7R,1005	1	S.N.A	
...4	C4033	2203-006158	C-CER,CHIP;100nF,10%,16V,X7R,1005	1	S.N.A	
...4	C4037	2203-006158	C-CER,CHIP;100nF,10%,16V,X7R,1005	1	S.N.A	
...4	C4040	2203-006158	C-CER,CHIP;100nF,10%,16V,X7R,1005	1	S.N.A	
...4	C4310	2203-006158	C-CER,CHIP;100nF,10%,16V,X7R,1005	1	S.N.A	
...4	C4311	2203-006158	C-CER,CHIP;100nF,10%,16V,X7R,1005	1	S.N.A	
...4	C4314	2203-006158	C-CER,CHIP;100nF,10%,16V,X7R,1005	1	S.N.A	
...4	C4324	2203-006158	C-CER,CHIP;100nF,10%,16V,X7R,1005	1	S.N.A	
...4	C4354	2203-006158	C-CER,CHIP;100nF,10%,16V,X7R,1005	1	S.N.A	
...4	C5014	2203-006158	C-CER,CHIP;100nF,10%,16V,X7R,1005	1	S.N.A	
...4	C5024	2203-006158	C-CER,CHIP;100nF,10%,16V,X7R,1005	1	S.N.A	
...4	C5026	2203-006158	C-CER,CHIP;100nF,10%,16V,X7R,1005	1	S.N.A	
...4	C5029	2203-006158	C-CER,CHIP;100nF,10%,16V,X7R,1005	1	S.N.A	
...4	C5031	2203-006158	C-CER,CHIP;100nF,10%,16V,X7R,1005	1	S.N.A	
...4	C6004	2203-006158	C-CER,CHIP;100nF,10%,16V,X7R,1005	1	S.N.A	
...4	C6024	2203-006158	C-CER,CHIP;100nF,10%,16V,X7R,1005	1	S.N.A	
...4	C6500_USB	2203-006158	C-CER,CHIP;100nF,10%,16V,X7R,1005	1	S.N.A	
...4	C7031	2203-006158	C-CER,CHIP;100nF,10%,16V,X7R,1005	1	S.N.A	
...4	C7051	2203-006158	C-CER,CHIP;100nF,10%,16V,X7R,1005	1	S.N.A	
...4	C8016_UART	2203-006158	C-CER,CHIP;100nF,10%,16V,X7R,1005	1	S.N.A	
...4	C8017_UART	2203-006158	C-CER,CHIP;100nF,10%,16V,X7R,1005	1	S.N.A	
...4	C8019_UART	2203-006158	C-CER,CHIP;100nF,10%,16V,X7R,1005	1	S.N.A	
...4	C8020_UART	2203-006158	C-CER,CHIP;100nF,10%,16V,X7R,1005	1	S.N.A	
...4	C8021_UART	2203-006158	C-CER,CHIP;100nF,10%,16V,X7R,1005	1	S.N.A	
...4	C8331	2203-006158	C-CER,CHIP;100nF,10%,16V,X7R,1005	1	S.N.A	
...4	C8365	2203-006158	C-CER,CHIP;100nF,10%,16V,X7R,1005	1	S.N.A	
...4	C8503	2203-006158	C-CER,CHIP;100nF,10%,16V,X7R,1005	1	S.N.A	
...4	C8505	2203-006158	C-CER,CHIP;100nF,10%,16V,X7R,1005	1	S.N.A	
...4	C9006	2203-006158	C-CER,CHIP;100nF,10%,16V,X7R,1005	1	S.N.A	
...4	C9007	2203-006158	C-CER,CHIP;100nF,10%,16V,X7R,1005	1	S.N.A	
...4	C9008	2203-006158	C-CER,CHIP;100nF,10%,16V,X7R,1005	1	S.N.A	

## 5. Exploded View &amp; Part List

Level	Location No.	Code No.	Description & Specification	Q'ty	SA/SNA	Remark
...4	C9009	2203-006158	C-CER,CHIP;100nF,10%,16V,X7R,1005	1	S.N.A	
...4	C9022	2203-006158	C-CER,CHIP;100nF,10%,16V,X7R,1005	1	S.N.A	
...4	C1058	2203-006307	C-CER,CHIP;1000nF,10%,25V,X5R,2012	1	S.N.A	
...4	C2021	2203-006307	C-CER,CHIP;1000nF,10%,25V,X5R,2012	1	S.N.A	
...4	C2014	2203-006336	C-CER,CHIP;10000nF,10%,25V,X5R,3216	1	S.A	
...4	C2030	2203-006336	C-CER,CHIP;10000nF,10%,25V,X5R,3216	1	S.A	
...4	C9019	2203-006336	C-CER,CHIP;10000nF,10%,25V,X5R,3216	1	S.A	
...4	C9024	2203-006336	C-CER,CHIP;10000nF,10%,25V,X5R,3216	1	S.A	
...4	C9031	2203-006336	C-CER,CHIP;10000nF,10%,25V,X5R,3216	1	S.A	
...4	C9032	2203-006336	C-CER,CHIP;10000nF,10%,25V,X5R,3216	1	S.A	
...4	C8022_UART	2203-006361	C-CER,CHIP;10000nF,10%,10V,X5R,TP,2012	1	S.A	
...4	C9005	2203-006361	C-CER,CHIP;10000nF,10%,10V,X5R,TP,2012	1	S.A	
...4	C9078	2203-006361	C-CER,CHIP;10000nF,10%,10V,X5R,TP,2012	1	S.A	
...4	C5002	2203-006842	C-CER,CHIP;0.47nF,5%,50V,C0G,1005	1	S.N.A	
...4	C5003	2203-006842	C-CER,CHIP;0.47nF,5%,50V,C0G,1005	1	S.N.A	
...4	C2010	2203-007176	C-CER,CHIP;10000nF,10%,16V,X5R,TP,2012 (	1	S.N.A	
...4	C2042	2203-007176	C-CER,CHIP;10000nF,10%,16V,X5R,TP,2012 (	1	S.N.A	
...4	C2043	2203-007176	C-CER,CHIP;10000nF,10%,16V,X5R,TP,2012 (	1	S.N.A	
...4	C2044	2203-007176	C-CER,CHIP;10000nF,10%,16V,X5R,TP,2012 (	1	S.N.A	
...4	C2045	2203-007176	C-CER,CHIP;10000nF,10%,16V,X5R,TP,2012 (	1	S.N.A	
...4	C2046	2203-007176	C-CER,CHIP;10000nF,10%,16V,X5R,TP,2012 (	1	S.N.A	
...4	C2071	2203-007176	C-CER,CHIP;10000nF,10%,16V,X5R,TP,2012 (	1	S.N.A	
...4	C2081	2203-007176	C-CER,CHIP;10000nF,10%,16V,X5R,TP,2012 (	1	S.N.A	
...4	C2083	2203-007176	C-CER,CHIP;10000nF,10%,16V,X5R,TP,2012 (	1	S.N.A	
...4	C2085	2203-007176	C-CER,CHIP;10000nF,10%,16V,X5R,TP,2012 (	1	S.N.A	
...4	C2088	2203-007176	C-CER,CHIP;10000nF,10%,16V,X5R,TP,2012 (	1	S.N.A	
...4	C2090	2203-007176	C-CER,CHIP;10000nF,10%,16V,X5R,TP,2012 (	1	S.N.A	
...4	C2302	2203-007176	C-CER,CHIP;10000nF,10%,16V,X5R,TP,2012 (	1	S.N.A	
...4	C2609	2203-007176	C-CER,CHIP;10000nF,10%,16V,X5R,TP,2012 (	1	S.N.A	
...4	C2610	2203-007176	C-CER,CHIP;10000nF,10%,16V,X5R,TP,2012 (	1	S.N.A	
...4	C4036	2203-007176	C-CER,CHIP;10000nF,10%,16V,X5R,TP,2012 (	1	S.N.A	
...4	C5025	2203-007176	C-CER,CHIP;10000nF,10%,16V,X5R,TP,2012 (	1	S.N.A	
...4	C5032	2203-007176	C-CER,CHIP;10000nF,10%,16V,X5R,TP,2012 (	1	S.N.A	
...4	C7010	2203-007176	C-CER,CHIP;10000nF,10%,16V,X5R,TP,2012 (	1	S.N.A	
...4	C7024	2203-007176	C-CER,CHIP;10000nF,10%,16V,X5R,TP,2012 (	1	S.N.A	
...4	C8502	2203-007176	C-CER,CHIP;10000nF,10%,16V,X5R,TP,2012 (	1	S.N.A	
...4	C8504	2203-007176	C-CER,CHIP;10000nF,10%,16V,X5R,TP,2012 (	1	S.N.A	
...4	C9314_EU	2203-007176	C-CER,CHIP;10000nF,10%,16V,X5R,TP,2012 (	1	S.N.A	
...4	C9315_EU	2203-007176	C-CER,CHIP;10000nF,10%,16V,X5R,TP,2012 (	1	S.N.A	
...4	T0052	2703-000158	INDUCTOR-SMD;1uH,10%,2012	1	S.A	
...4	T0052	2703-000398	INDUCTOR-SMD;10uH,10%,3225	1	S.A	
...4	T0052	2703-002916	INDUCTOR-SMD;10uH,20%,8080	1	S.A	
...4	T0052	2703-003559	INDUCTOR-SMD;4.7uH,20%,8080	1	S.A	
...4	L9001	2704-000018	INDUCTOR-SMD-ARRAY;15uH,2000mA,2,0.124oh	1	S.N.A	
...4	L9002	2704-000018	INDUCTOR-SMD-ARRAY;15uH,2000mA,2,0.124oh	1	S.N.A	
...4	X202	2801-003773	CRYSTAL-SMD;12MHz,30ppm,28-AAN,20pF,50oh	1	S.A	
...4	T0568	3301-001145	BEAD-SMD;60ohm,4516,TP,70ohm/45MHz,82ohm	1	S.N.A	
...4	T0568	3301-001145	BEAD-SMD;60ohm,4516,TP,70ohm/45MHz,82ohm	1	S.N.A	
...4	T0568	3301-001145	BEAD-SMD;60ohm,4516,TP,70ohm/45MHz,82ohm	1	S.N.A	
...4	T0568	3301-001145	BEAD-SMD;60ohm,4516,TP,70ohm/45MHz,82ohm	1	S.N.A	
...4	T0568	3301-001236	BEAD-SMD;60ohm,1608	1	S.N.A	

5. Exploded View & Part List

Level	Location No.	Code No.	Description & Specification	Q'ty	SA/SNA	Remark
....4	T0568	3301-001236	BEAD-SMD;60ohm,1608	1	S.N.A	
....4	T0568	3301-001236	BEAD-SMD;60ohm,1608	1	S.N.A	
....4	T0568	3301-001404	BEAD-SMD;30ohm,2012,TP,15.9OHM/30MHz	1	S.A	
....4	CN6002	3701-001367	CONNECTOR-HDMI;19P,2R,FEMALE,SMD,AU	1	S.A	
....4	CN6009	3701-001367	CONNECTOR-HDMI;19P,2R,FEMALE,SMD,AU	1	S.A	
....4	M0106	3708-001150	CONNECTOR-FPC/FFC/PIC;30P,1mm,SMD-A,SN,Y	1	S.A	
....4	T0077	BN41-01207A	PCB MAIN;s-project DVB,FR-4,4,1.0,1.2,19	1	S.N.A	
....4	ASSY MICOM	BN97-03473A	ASSY MICOM-MAIN;MX25L6405DMI-12G,N76A,20	1	S.N.A	
.....5	IC115	1107-001777	IC-FLASH MEMORY;MX25L6405DMI-12G,64Mbit,	1	S.A	
0.1	M0112	BN91-04035A	ASSY SHIELD;LE26B350F1WXXC	1	S.N.A	
..2	T0081	6001-002284	SCREW-MACHINE;BH,+,M4,L8,ZPC(WHT),SWRCH1	2	S.A	
..2	T0081	6001-002284	SCREW-MACHINE;BH,+,M4,L8,ZPC(WHT),SWRCH1	2	S.A	
..2	T0081	6001-002284	SCREW-MACHINE;BH,+,M4,L8,ZPC(WHT),SWRCH1	2	S.A	
..2	T0081	6001-002284	SCREW-MACHINE;BH,+,M4,L8,ZPC(WHT),SWRCH1	3	S.A	
..2	BR/LINK+PA	6003-000337	SCREW-TAPTYPE;BH,+,S,M4,L10,ZPC(BLK),SWR	4	S.N.A	
..2	BR/LINK+C/	6003-001188	SCREW-TAPTYPE;BH,+,-,B,M4,L10,ZPC(WHT),S	3	S.N.A	
..2	BR/TOP+C/F	6003-001188	SCREW-TAPTYPE;BH,+,-,B,M4,L10,ZPC(WHT),S	2	S.N.A	
..2	GROUND	6003-001439	SCREW-TAPTYPE;BH,+,-,S,M4,L8,ZPC(WHT),SW	1	S.N.A	
..2	M2893	BN39-00691J	LEAD CONNECTOR;LH46UVTQBC/ZA,UL1007#26,1	1	S.A	
..2	M0174	BN44-00291A	IP BOARD;PSIV840C01B,HV26HD_9SS,11.0mA,1	1	S.N.A	
..2	M0115	BN61-04772A	BRACKET-STAND LINK;B450 26inch,SECC	1	S.N.A	
..2	M0146	BN61-04818A	BRACKET-PANEL TOP;B650-32,SECC,T1.2	2	S.N.A	
..2	M0107	BN61-05314A	BRACKET-PCB;LB650 32,SECC,T1.2	2	S.N.A	
..2		BN63-05259A	COVER-MAIN;EO,ABS+PMMA,HB,BK23,H/GLOSSY	1	S.N.A	
..2	M0230	BN96-07766J	ASSY CABLE P-FFC;CORAL,FFC CABLE,385mm,3	1	S.A	
0.1	M0045	BN92-04766A	ASSY ACCESSORY;LE26B350F1WXXC	1	S.N.A	
..2	M0045	BN96-10560A	ASSY ACCESSORY-MANUAL;LE26B350F1WXXC	1	S.A	
...3		AA68-03242Q	MANUAL FLYER-02,SAFETY GUIDE;comm,Samsun	1	S.N.A	
...3	T0076	BN68-00514E	MANUAL FLYER-02,WARRANTY CARD;comm,Samsu	1	S.N.A	
...3		BN68-00907D	MANUAL FLYER-WEEE BATTERY;COMM,SAMSUNG,2	1	S.N.A	
...3	T0511	BN68-02163A	MANUAL USERS;B350,SAMSUNG,9Langs,W.EUROP	1	S.N.A	
..2	M0045	BN96-10560B	ASSY ACCESSORY-CABLE;LE26B350F1WXXC	1	S.A	
...3	T0268	3903-000145	CBF-POWER CORD;DT,EU,FP3/YES,U(IEC C13-R	1	S.A	
...3	T0074	BN59-00865A	REMOCON;DLP,CRT,TM940,EUROPE,39	1	S.A	
...3	M9889	BN63-01798B	CLOTH-CLEAN;cloth,180,200,sea blue,ToC	1	S.N.A	
...3	T0531	BN63-05618B	COVER-BOTTOM;26,32,LB350,HIPS,HB,BK500	1	S.A	
...3	M0560	BN96-01800G	ASSY ACCESSORY-SCREW ZIPPER;26,32,LB350,	1	S.A	
....4	T0081	6002-001294	SCREW-TAPPING;BH,+,M4,L16,ZPC(BLK)	2	S.N.A	
....4	T0081	6002-001294	SCREW-TAPPING;BH,+,M4,L16,ZPC(BLK)	4	S.N.A	
....4		6902-000683	BAG ZIPPER;LDPE,T0.05,W60,L60,TRP,-,-,4-	1	S.N.A	
0.1	M0019	BN92-04820A	ASSY LABEL;LE26B350F1WXXC	1	S.N.A	
0.1	M0003	BN92-04923A	ASSY BOX;26,LB350,EO	1	S.N.A	
..2		BN69-03703A	BOX-SET;26LB350,CB,A-01,DW2,YEL,W732,D50	1	S.N.A	
0.1	M0113	BN92-04925A	ASSY P/MATERIAL;26,LB350	1	S.N.A	
..2	T0524	6902-000358	BAG PE;HDPE/NITRON,T0.015/T0.5,W900,L700	1	S.N.A	
..2		AA01-00004A	FOIL;2000,2000,NTR,SEH	0.042	S.N.A	

## 5. Exploded View &amp; Part List

Level	Location No.	Code No.	Description & Specification	Q'ty	SA/SNA	Remark
..2	T0214	BN74-00008A	TAPE-OPP MASKING;OPP-2,T0.05,W100,L800M,	1.77	S.N.A	
..2		BN81-02321A	BAG-AIR;LIGHT FLEX PLASTIK,PE WHITE,L120	0.002	S.N.A	
..2		BN69-03934A	WRAP STRETCH FILM;All,HDPE,0.012,500,300	1.5	S.N.A	
....4	C2002	2203-006158	C-CER,CHIP;100nF,10%,16V,X7R,1005	1	S.N.A	

**5-4. LE32B35\*\*\* Parts List**

Level	Location No.	Code No.	Description & Specification	Q'ty	SA/SNA	Remark
		LE32B350F1WXZG	LE32B350F1W,N76A/32BF1-G3F,32,LCD-TV,SPA			
0.1	M0001	BN90-02189B	ASSY COVER FRONT;32,LB350,EO	1	S.N.A	
..2	T0175	BN96-04769C	ASSY SPEAKER P;16ohm,4pin,5W,L350 26, 32	1	S.N.A	
..2	T0003	BN96-10890B	ASSY COVER P-FRONT;32,LB350,EO,ABS+PMMA,	1	S.A	
...3	C/DECO+C/F	6003-001188	SCREW-TAPTYPE;BH,+,-,B,M4,L10,ZPC(WHT),S	2	S.N.A	
...3	CCM1	BN63-02183F	COVER-SHEET;Rhcm,PE Vinyl,T0.05,900mm,20	0.6	S.N.A	
...3	CCM1	BN63-05199D	COVER-SHEET;AMBER,PE,T0.08,W75mm,200M,CL	2	S.N.A	
...3	CCM1	BN63-05199G	COVER-SHEET;AMBER,PE,T0.08,W115mm,200M,C	0.86	S.N.A	
...3	M0112	BN63-05597B	COVER-FRONT;32,LB350,EO,ABS+PMMA,15%,HB,	1	S.N.A	
...3		BN64-01044A	DECORATION;LB350 32,ABS,HB,BL35	1	S.N.A	
...3	M0175	BN96-10997B	ASSY BOARD P-TOUCH FUNCTION&IR;S-PJT,129	1	S.N.A	
...3	T0069	BN60-00027Z	SPACER-FELT;L750-32,FELT,700,0.5,15	2	S.N.A	
...3		BN63-01151A	FELT-NON WOVEN;MM17NS,-,T0.5,393,10,BLK,	2	S.N.A	
0.1	M0216	BN90-02197A	ASSY STAND;32,LB350	1	S.N.A	
..2	M0027	BN96-10911A	ASSY STAND P-BASE;32,LB350,PMMA+ABS,HB,B	1	S.A	
...3	CCM1	BN63-02183C	COVER-SHEET;Rhcm,PE Vinyl,T0.05,200mm,20	1.98	S.N.A	
...3	M0111	BN63-05604A	COVER-STAND;LB350 32,PMMA+ABS,HB,BK23,H/	1	S.A	
...3	T0132	BN73-00181A	RUBBER FOOT;RUBY,CR Rubber,PI 25,T3.5,BL	6	S.N.A	
..2	M0523	BN96-10923A	ASSY STAND P-GUIDE;32,LB350,ABS,V0,BK500	1	S.N.A	
...3	T0524	6902-001048	BAG PE;LDPE,T0.05,W160,L300,TRP,4g	1	S.N.A	
...3	T0920	BN61-05320A	GUIDE-STAND;LB350 32,ABS V0,BK500	1	S.N.A	
0.1	M0002	BN90-02201A	ASSY COVER REAR;32,LB350,EO	1	S.N.A	
..2	T0081	6002-001294	SCREW-TAPPING;BH,+,,M4,L16,ZPC(BLK)	9	S.N.A	
..2	T0081	6002-001294	SCREW-TAPPING;BH,+,,M4,L16,ZPC(BLK)	1	S.N.A	
..2	M0013	BN96-10913A	ASSY COVER P-REAR;32,LB350,EO,HIPS,HB,BK	1	S.A	
...3	T0101	BN61-04816A	BRACKET-WALL;40, B610,SECC,T1.2	4	S.N.A	
...3	M0006	BN63-05600A	COVER-REAR;LB350 32,HIPS,HB,BK500,PAL, C	1	S.A	
...3	T0071	BN64-01048A	INLAY-TERMINAL;B350,PS SHEET,T0.5,PAL	1	S.N.A	
...3	T0069	AA63-60131N	SPACER-FELT;L2,FELT,280*10,BLK,T0.5	2	S.N.A	
...3	T0064	BN65-00002A	CLAMPER CORE;BORDEAUX,LDPE,-,-,BLK,-	1	S.N.A	
0.1		BN91-03671L	ASSY LCD-AMLCD;BN07-00674D,PVA 72%	1	S.N.A	
..2	M0215	BN07-00674D	LCD-PANEL;LTF320AP06	1	S.A	
...3		BN81-02349A	A/S-T CON LTF320AP03;LTF320AP03	1	S.N.A	
0.1	M0017	BN91-04034B	ASSY CHASSIS;LE32B350F1WXXC	1	S.N.A	
..2	M0014	BN94-02779B	ASSY PCB MAIN;LE32B350F1WXXC	1	S.N.A	
...3	SUB02	0202-001557	SOLDER-CREAM;LST57-A,D38-63,42SN/57BI/1A	11	S.N.A	
...3	T0245	0202-001608	SOLDER-WIRE FLUX;LFC7-107,D0.8,99.3Sn/0.	0.025	S.N.A	
...3	CN5001	3701-001480	CONNECTOR-DSUB;15P,3R,FEMAIL,STAMPED PIN	1	S.A	
...3	CN906	3707-001081	CONNECTOR-OPTICAL;STRAIGHT,SPDIF	1	S.A	
...3	CN1001_EU	3709-001551	CONNECTOR-CARD SLOT;68P,1.27mm,DIP,AU50U	1	S.A	
...3	CN330	3711-004531	HEADER-BOARD TO CABLE;BOX,10P,1R,2mm,ANG	1	S.A	
...3	CN330	3711-005955	HEADER-BOARD TO CABLE;BOX,16P,1R,2mm,ANG	1	S.A	
...3	CN330	3711-006715	HEADER-BOARD TO CABLE;BOX,4P,1R,2.5mm,AN	1	S.N.A	
...3	JA3201_EU	3722-000498	JACK-SCART;21P,SN,BLK	1	S.A	

## 5. Exploded View &amp; Part List

Level	Location No.	Code No.	Description & Specification	Q'ty	SA/SNA	Remark
...3	JA330	3722-001061	JACK-PHONE;1P,3.6PI,AG,BLK,N	1	S.A	
...3	CN6001_USB	3722-002516	JACK-USB;4P/1C,AU30U,BLK,STRAIGHT,A TYPE	1	S.A	
...3	CIS3	BN40-00150A	TUNER;DTX-8B/W12B5S,DTX-8B/W12B5S,DVB-T,	1	S.A	
...3	X1005	BN61-04928A	BRACKET-SUPPORT PCB;SPCC,T 0.8,SCREW-M4	1	S.N.A	
...3	HDCP	BN97-00688A	ASSY HDCP;BN46-00018A,PS-42V6S,D73A,GENE	1	S.N.A	
...4		BN46-00018A	KEY CODE-CERTIFICATE;(HDCP KEY)PPM42M5S,	1	S.N.A	
...3	T0174	BN97-03364B	ASSY SMD;LE32B350F1WXXC	1	S.N.A	
...4	SUB05	0202-001477	SOLDER-CREAM;LST309-M,D20~45um,96.5Sn/3A	0.026	S.N.A	
...4	D2101	0401-001056	DIODE-SWITCHING;MMBD4148SE,100V,200mA,SO	1	S.A	
...4	D5002	0401-001056	DIODE-SWITCHING;MMBD4148SE,100V,200mA,SO	1	S.A	
...4	D5005	0401-001056	DIODE-SWITCHING;MMBD4148SE,100V,200mA,SO	1	S.A	
...4	D5010	0401-001056	DIODE-SWITCHING;MMBD4148SE,100V,200mA,SO	1	S.A	
...4	D6009	0401-001056	DIODE-SWITCHING;MMBD4148SE,100V,200mA,SO	1	S.A	
...4	D6011	0401-001056	DIODE-SWITCHING;MMBD4148SE,100V,200mA,SO	1	S.A	
...4	D6025	0401-001056	DIODE-SWITCHING;MMBD4148SE,100V,200mA,SO	1	S.A	
...4	D6027	0401-001056	DIODE-SWITCHING;MMBD4148SE,100V,200mA,SO	1	S.A	
...4	D9004	0401-001099	DIODE-SWITCHING;1N4148WS,75V,150mA,SOD-3	1	S.N.A	
...4	D9005	0401-001099	DIODE-SWITCHING;1N4148WS,75V,150mA,SOD-3	1	S.N.A	
...4	D9006	0401-001099	DIODE-SWITCHING;1N4148WS,75V,150mA,SOD-3	1	S.N.A	
...4	D9010	0401-001099	DIODE-SWITCHING;1N4148WS,75V,150mA,SOD-3	1	S.N.A	
...4	D9015	0401-001099	DIODE-SWITCHING;1N4148WS,75V,150mA,SOD-3	1	S.N.A	
...4	D9016	0401-001099	DIODE-SWITCHING;1N4148WS,75V,150mA,SOD-3	1	S.N.A	
...4	D10001_EU	0403-000771	DIODE-ZENER;VLZ6V2B,5.96-6.27V,500mW,SOD	1	S.A	
...4	D5001	0403-000771	DIODE-ZENER;VLZ6V2B,5.96-6.27V,500mW,SOD	1	S.A	
...4	D5003	0403-000771	DIODE-ZENER;VLZ6V2B,5.96-6.27V,500mW,SOD	1	S.A	
...4	D5004	0403-000771	DIODE-ZENER;VLZ6V2B,5.96-6.27V,500mW,SOD	1	S.A	
...4	D5006	0403-000771	DIODE-ZENER;VLZ6V2B,5.96-6.27V,500mW,SOD	1	S.A	
...4	D5008	0403-000771	DIODE-ZENER;VLZ6V2B,5.96-6.27V,500mW,SOD	1	S.A	
...4	D5011	0403-000771	DIODE-ZENER;VLZ6V2B,5.96-6.27V,500mW,SOD	1	S.A	
...4	D5012	0403-000771	DIODE-ZENER;VLZ6V2B,5.96-6.27V,500mW,SOD	1	S.A	
...4	D5013	0403-000771	DIODE-ZENER;VLZ6V2B,5.96-6.27V,500mW,SOD	1	S.A	
...4	D5014	0403-000771	DIODE-ZENER;VLZ6V2B,5.96-6.27V,500mW,SOD	1	S.A	
...4	D5016	0403-000771	DIODE-ZENER;VLZ6V2B,5.96-6.27V,500mW,SOD	1	S.A	
...4	D5017	0403-000771	DIODE-ZENER;VLZ6V2B,5.96-6.27V,500mW,SOD	1	S.A	
...4	D5100_FA	0403-000771	DIODE-ZENER;VLZ6V2B,5.96-6.27V,500mW,SOD	1	S.A	
...4	D5101_FA	0403-000771	DIODE-ZENER;VLZ6V2B,5.96-6.27V,500mW,SOD	1	S.A	
...4	D6001	0403-000771	DIODE-ZENER;VLZ6V2B,5.96-6.27V,500mW,SOD	1	S.A	
...4	D6002	0403-000771	DIODE-ZENER;VLZ6V2B,5.96-6.27V,500mW,SOD	1	S.A	
...4	D6017	0403-000771	DIODE-ZENER;VLZ6V2B,5.96-6.27V,500mW,SOD	1	S.A	
...4	D6018	0403-000771	DIODE-ZENER;VLZ6V2B,5.96-6.27V,500mW,SOD	1	S.A	
...4	D6631_USB	0403-000771	DIODE-ZENER;VLZ6V2B,5.96-6.27V,500mW,SOD	1	S.A	
...4	D7004	0403-000771	DIODE-ZENER;VLZ6V2B,5.96-6.27V,500mW,SOD	1	S.A	
...4	D7008	0403-000771	DIODE-ZENER;VLZ6V2B,5.96-6.27V,500mW,SOD	1	S.A	
...4	D7009	0403-000771	DIODE-ZENER;VLZ6V2B,5.96-6.27V,500mW,SOD	1	S.A	
...4	D7012	0403-000771	DIODE-ZENER;VLZ6V2B,5.96-6.27V,500mW,SOD	1	S.A	
...4	D7014	0403-000771	DIODE-ZENER;VLZ6V2B,5.96-6.27V,500mW,SOD	1	S.A	
...4	D7028	0403-000771	DIODE-ZENER;VLZ6V2B,5.96-6.27V,500mW,SOD	1	S.A	
...4	D7030	0403-000771	DIODE-ZENER;VLZ6V2B,5.96-6.27V,500mW,SOD	1	S.A	
...4	D7031	0403-000771	DIODE-ZENER;VLZ6V2B,5.96-6.27V,500mW,SOD	1	S.A	
...4	D7032	0403-000771	DIODE-ZENER;VLZ6V2B,5.96-6.27V,500mW,SOD	1	S.A	
...4	D7100	0403-000771	DIODE-ZENER;VLZ6V2B,5.96-6.27V,500mW,SOD	1	S.A	

5. Exploded View & Part List

Level	Location No.	Code No.	Description & Specification	Q'ty	SA/SNA	Remark
...4	D7101	0403-000771	DIODE-ZENER;VLZ6V2B,5.96-6.27V,500mW,SOD	1	S.A	
...4	D7102	0403-000771	DIODE-ZENER;VLZ6V2B,5.96-6.27V,500mW,SOD	1	S.A	
...4	D7103	0403-000771	DIODE-ZENER;VLZ6V2B,5.96-6.27V,500mW,SOD	1	S.A	
...4	D7105	0403-000771	DIODE-ZENER;VLZ6V2B,5.96-6.27V,500mW,SOD	1	S.A	
...4	D7116	0403-000771	DIODE-ZENER;VLZ6V2B,5.96-6.27V,500mW,SOD	1	S.A	
...4	D7118	0403-000771	DIODE-ZENER;VLZ6V2B,5.96-6.27V,500mW,SOD	1	S.A	
...4	D9003	0403-000771	DIODE-ZENER;VLZ6V2B,5.96-6.27V,500mW,SOD	1	S.A	
...4	D0254	0404-001271	DIODE-SCHOTTKY;SSA34,40V,3000mA,SMA,TP	1	S.A	
...4	D6032	0407-000123	DIODE-ARRAY;DAN202K,80V,100mA,CA2-3,SOT-	1	S.N.A	
...4	D6033	0407-000123	DIODE-ARRAY;DAN202K,80V,100mA,CA2-3,SOT-	1	S.N.A	
...4	Q1011	0501-000445	TR-SMALL SIGNAL;KTC3875S-Y,NPN,150mW,SOT	1	S.A	
...4	Q1013	0501-000445	TR-SMALL SIGNAL;KTC3875S-Y,NPN,150mW,SOT	1	S.A	
...4	Q11001	0501-000445	TR-SMALL SIGNAL;KTC3875S-Y,NPN,150mW,SOT	1	S.A	
...4	Q2001	0501-000445	TR-SMALL SIGNAL;KTC3875S-Y,NPN,150mW,SOT	1	S.A	
...4	Q2002	0501-000445	TR-SMALL SIGNAL;KTC3875S-Y,NPN,150mW,SOT	1	S.A	
...4	Q2004	0501-000445	TR-SMALL SIGNAL;KTC3875S-Y,NPN,150mW,SOT	1	S.A	
...4	Q2010	0501-000445	TR-SMALL SIGNAL;KTC3875S-Y,NPN,150mW,SOT	1	S.A	
...4	Q4002_PWM	0501-000445	TR-SMALL SIGNAL;KTC3875S-Y,NPN,150mW,SOT	1	S.A	
...4	Q4050	0501-000445	TR-SMALL SIGNAL;KTC3875S-Y,NPN,150mW,SOT	1	S.A	
...4	Q6003	0501-000445	TR-SMALL SIGNAL;KTC3875S-Y,NPN,150mW,SOT	1	S.A	
...4	Q7003	0501-000445	TR-SMALL SIGNAL;KTC3875S-Y,NPN,150mW,SOT	1	S.A	
...4	Q7006	0501-000445	TR-SMALL SIGNAL;KTC3875S-Y,NPN,150mW,SOT	1	S.A	
...4	Q7008	0501-000445	TR-SMALL SIGNAL;KTC3875S-Y,NPN,150mW,SOT	1	S.A	
...4	Q9005	0501-000445	TR-SMALL SIGNAL;KTC3875S-Y,NPN,150mW,SOT	1	S.A	
...4	Q7005	0501-000669	TR-SMALL SIGNAL;KTA1505Y,PNP,150mW,SOT-2	1	S.A	
...4	Q409	0505-000110	FET-SILICON;2N7002,N,60V,115mA,7.5ohm,0.	1	S.A	
...4	Q409	0505-000110	FET-SILICON;2N7002,N,60V,115mA,7.5ohm,0.	1	S.A	
...4	Q409	0505-000110	FET-SILICON;2N7002,N,60V,115mA,7.5ohm,0.	1	S.A	
...4	Q409	0505-000110	FET-SILICON;2N7002,N,60V,115mA,7.5ohm,0.	1	S.A	
...4	Q409	0505-001170	FET-SILICON;SI9933ADY-T1,P,-20V,3.4A,0.0	1	S.A	
...4	Q409	0505-001170	FET-SILICON;SI9933ADY-T1,P,-20V,3.4A,0.0	1	S.A	
...4	IC8002_UAR	1006-001266	IC-LINE TRANSCEIVER;SP3232EEY,TSSOP,16P,	1	S.A	
...4	IC112	1103-000129	IC-EEPROM;24C02,2Kbit,256x8,SOP,8P,5x4mm	1	S.A	
...4	IC112	1103-000129	IC-EEPROM;24C02,2Kbit,256x8,SOP,8P,5x4mm	1	S.A	
...4	IC112	1103-000129	IC-EEPROM;24C02,2Kbit,256x8,SOP,8P,5x4mm	1	S.A	
...4	IC112	1103-001441	IC-EEPROM;24C1024,1Mbit,128Kx8,SOP,8P,4.	1	S.A	
...4	IC8005	1105-001931	IC-DDR2 SDRAM;K4T51163Q,DDR2-800,512Mbit	1	S.N.A	
...4	IC8006	1105-001931	IC-DDR2 SDRAM;K4T51163Q,DDR2-800,512Mbit	1	S.N.A	
...4	IC115	1107-001777	IC-FLASH MEMORY;MX25L6405DMI-12G,64Mbit,	1	S.A	
...4	T0124	1201-002797	IC-POWER AMP;NTP-3200,QFN,56P,8x8mm,DUAL	1	S.A	
...4	T0085	1201-002849	IC-AUDIO AMP;DRV603,TSSOP,14P,5x4.4mm,DU	1	S.A	
...4	T0087	1203-001815	IC-POSIFIXED REG.;78M09,TO-252,3P,PLAST	1	S.A	
...4	T0087	1203-002842	IC-POSIFIXED REG.;AP1117D-33A,TO-252,3P	1	S.A	
...4	IC012	1203-002995	IC-POSIFIXED ADJUST REG.;AP1117D-A,TO-252,3P,	1	S.A	
...4	IC012	1203-002995	IC-POSIFIXED ADJUST REG.;AP1117D-A,TO-252,3P,	1	S.A	
...4	IC012	1203-002995	IC-POSIFIXED ADJUST REG.;AP1117D-A,TO-252,3P,	1	S.A	
...4	IC4050	1203-004364	IC-VOL. DETECTOR;RT9818C-42PV,SOT-23,3P,	1	S.A	
...4	IC9003	1203-004364	IC-VOL. DETECTOR;RT9818C-42PV,SOT-23,3P,	1	S.A	
...4	T0170	1203-005463	IC-SWITCH VOL. REG.;MIC2605YML,MLF,8P,2x	1	S.A	
...4	IC4010	1204-002999	IC-DECODER;SEMS12-LF,LFBGA,375P,21x21mm,	1	S.A	
...4	IC1002_EU	1205-003479	IC-SWITCH;TPS2051BDBVR,SOT-23,5P,2.9x1.6	1	S.A	

## 5. Exploded View &amp; Part List

Level	Location No.	Code No.	Description & Specification	Q'ty	SA/SNA	Remark
...4	D5015	1405-001233	VARISTOR;30Vdc,5A,1.6x0.8x0.8mm,TP	1	S.A	
...4	D5018	1405-001233	VARISTOR;30Vdc,5A,1.6x0.8x0.8mm,TP	1	S.A	
...4	D5019	1405-001233	VARISTOR;30Vdc,5A,1.6x0.8x0.8mm,TP	1	S.A	
...4	D5020	1405-001233	VARISTOR;30Vdc,5A,1.6x0.8x0.8mm,TP	1	S.A	
...4	D5021_UART	1405-001233	VARISTOR;30Vdc,5A,1.6x0.8x0.8mm,TP	1	S.A	
...4	D5022_UART	1405-001233	VARISTOR;30Vdc,5A,1.6x0.8x0.8mm,TP	1	S.A	
...4	D7003_EU	1405-001233	VARISTOR;30Vdc,5A,1.6x0.8x0.8mm,TP	1	S.A	
...4	D7007	1405-001233	VARISTOR;30Vdc,5A,1.6x0.8x0.8mm,TP	1	S.A	
...4	D7010_EU	1405-001233	VARISTOR;30Vdc,5A,1.6x0.8x0.8mm,TP	1	S.A	
...4	D7013	1405-001233	VARISTOR;30Vdc,5A,1.6x0.8x0.8mm,TP	1	S.A	
...4	R11065	2007-000052	R-CHIP;10Kohm,1%,1/10W,TP,1608	1	S.N.A	
...4	R9214_EU	2007-000096	R-CHIP;30Kohm,5%,1/10W,TP,1608	1	S.A	
...4	R9215_EU	2007-000096	R-CHIP;30Kohm,5%,1/10W,TP,1608	1	S.A	
...4	R9218_EU	2007-000096	R-CHIP;30Kohm,5%,1/10W,TP,1608	1	S.A	
...4	R9219_EU	2007-000096	R-CHIP;30Kohm,5%,1/10W,TP,1608	1	S.A	
...4	R2004	2007-000107	R-CHIP;470Kohm,5%,1/10W,TP,1608	1	S.N.A	
...4	R4592	2007-000121	R-CHIP;820ohm,5%,1/10W,TP,1608	1	S.N.A	
...4	R10134_EU	2007-000138	R-CHIP;100ohm,5%,1/16W,TP,1005	1	S.N.A	
...4	R4036	2007-000138	R-CHIP;100ohm,5%,1/16W,TP,1005	1	S.N.A	
...4	R4046	2007-000138	R-CHIP;100ohm,5%,1/16W,TP,1005	1	S.N.A	
...4	R4096_PWM	2007-000138	R-CHIP;100ohm,5%,1/16W,TP,1005	1	S.N.A	
...4	R4101	2007-000138	R-CHIP;100ohm,5%,1/16W,TP,1005	1	S.N.A	
...4	R4102	2007-000138	R-CHIP;100ohm,5%,1/16W,TP,1005	1	S.N.A	
...4	R4103	2007-000138	R-CHIP;100ohm,5%,1/16W,TP,1005	1	S.N.A	
...4	R4316	2007-000138	R-CHIP;100ohm,5%,1/16W,TP,1005	1	S.N.A	
...4	R5003	2007-000138	R-CHIP;100ohm,5%,1/16W,TP,1005	1	S.N.A	
...4	R5005	2007-000138	R-CHIP;100ohm,5%,1/16W,TP,1005	1	S.N.A	
...4	R5042	2007-000138	R-CHIP;100ohm,5%,1/16W,TP,1005	1	S.N.A	
...4	R5910_FA	2007-000138	R-CHIP;100ohm,5%,1/16W,TP,1005	1	S.N.A	
...4	R5911_FA	2007-000138	R-CHIP;100ohm,5%,1/16W,TP,1005	1	S.N.A	
...4	R6034	2007-000138	R-CHIP;100ohm,5%,1/16W,TP,1005	1	S.N.A	
...4	R6035	2007-000138	R-CHIP;100ohm,5%,1/16W,TP,1005	1	S.N.A	
...4	R6061	2007-000138	R-CHIP;100ohm,5%,1/16W,TP,1005	1	S.N.A	
...4	R6062	2007-000138	R-CHIP;100ohm,5%,1/16W,TP,1005	1	S.N.A	
...4	R7003	2007-000138	R-CHIP;100ohm,5%,1/16W,TP,1005	1	S.N.A	
...4	R7022_EU	2007-000138	R-CHIP;100ohm,5%,1/16W,TP,1005	1	S.N.A	
...4	R7024_EU	2007-000138	R-CHIP;100ohm,5%,1/16W,TP,1005	1	S.N.A	
...4	R8036_UART	2007-000138	R-CHIP;100ohm,5%,1/16W,TP,1005	1	S.N.A	
...4	R8037_UART	2007-000138	R-CHIP;100ohm,5%,1/16W,TP,1005	1	S.N.A	
...4	R9177	2007-000138	R-CHIP;100ohm,5%,1/16W,TP,1005	1	S.N.A	
...4	R11099	2007-000140	R-CHIP;1Kohm,5%,1/16W,TP,1005	1	S.N.A	
...4	R6012	2007-000140	R-CHIP;1Kohm,5%,1/16W,TP,1005	1	S.N.A	
...4	R6049	2007-000140	R-CHIP;1Kohm,5%,1/16W,TP,1005	1	S.N.A	
...4	R7079	2007-000140	R-CHIP;1Kohm,5%,1/16W,TP,1005	1	S.N.A	
...4	R9190	2007-000140	R-CHIP;1Kohm,5%,1/16W,TP,1005	1	S.N.A	
...4	R4076	2007-000141	R-CHIP;2.2Kohm,5%,1/16W,TP,1005	1	S.N.A	
...4	R4082	2007-000141	R-CHIP;2.2Kohm,5%,1/16W,TP,1005	1	S.N.A	
...4	R5019	2007-000141	R-CHIP;2.2Kohm,5%,1/16W,TP,1005	1	S.N.A	
...4	R5020	2007-000141	R-CHIP;2.2Kohm,5%,1/16W,TP,1005	1	S.N.A	
...4	R1056	2007-000143	R-CHIP;4.7Kohm,5%,1/16W,TP,1005	1	S.N.A	
...4	R11039	2007-000143	R-CHIP;4.7Kohm,5%,1/16W,TP,1005	1	S.N.A	



5. Exploded View & Part List

Level	Location No.	Code No.	Description & Specification	Q'ty	SA/SNA	Remark
...4	R2010	2007-000143	R-CHIP;4.7Kohm,5%,1/16W,TP,1005	1	S.N.A	
...4	R2015	2007-000143	R-CHIP;4.7Kohm,5%,1/16W,TP,1005	1	S.N.A	
...4	R4202_PWM	2007-000143	R-CHIP;4.7Kohm,5%,1/16W,TP,1005	1	S.N.A	
...4	R5502	2007-000143	R-CHIP;4.7Kohm,5%,1/16W,TP,1005	1	S.N.A	
...4	R5503	2007-000143	R-CHIP;4.7Kohm,5%,1/16W,TP,1005	1	S.N.A	
...4	R6064	2007-000143	R-CHIP;4.7Kohm,5%,1/16W,TP,1005	1	S.N.A	
...4	R7086	2007-000143	R-CHIP;4.7Kohm,5%,1/16W,TP,1005	1	S.N.A	
...4	R9028	2007-000143	R-CHIP;4.7Kohm,5%,1/16W,TP,1005	1	S.N.A	
...4	R9030	2007-000143	R-CHIP;4.7Kohm,5%,1/16W,TP,1005	1	S.N.A	
...4	R9031	2007-000143	R-CHIP;4.7Kohm,5%,1/16W,TP,1005	1	S.N.A	
...4	R9032	2007-000143	R-CHIP;4.7Kohm,5%,1/16W,TP,1005	1	S.N.A	
...4	R9033	2007-000143	R-CHIP;4.7Kohm,5%,1/16W,TP,1005	1	S.N.A	
...4	R7019	2007-000146	R-CHIP;6.8Kohm,5%,1/16W,TP,1005	1	S.N.A	
...4	R10007_EU	2007-000148	R-CHIP;10Kohm,5%,1/16W,TP,1005	1	S.N.A	
...4	R10008_EU	2007-000148	R-CHIP;10Kohm,5%,1/16W,TP,1005	1	S.N.A	
...4	R10031_EU	2007-000148	R-CHIP;10Kohm,5%,1/16W,TP,1005	1	S.N.A	
...4	R10032_EU	2007-000148	R-CHIP;10Kohm,5%,1/16W,TP,1005	1	S.N.A	
...4	R10121_EU	2007-000148	R-CHIP;10Kohm,5%,1/16W,TP,1005	1	S.N.A	
...4	R10122_EU	2007-000148	R-CHIP;10Kohm,5%,1/16W,TP,1005	1	S.N.A	
...4	R10135_EU	2007-000148	R-CHIP;10Kohm,5%,1/16W,TP,1005	1	S.N.A	
...4	R10200_EU	2007-000148	R-CHIP;10Kohm,5%,1/16W,TP,1005	1	S.N.A	
...4	R1055	2007-000148	R-CHIP;10Kohm,5%,1/16W,TP,1005	1	S.N.A	
...4	R1060	2007-000148	R-CHIP;10Kohm,5%,1/16W,TP,1005	1	S.N.A	
...4	R11089	2007-000148	R-CHIP;10Kohm,5%,1/16W,TP,1005	1	S.N.A	
...4	R2005	2007-000148	R-CHIP;10Kohm,5%,1/16W,TP,1005	1	S.N.A	
...4	R2011	2007-000148	R-CHIP;10Kohm,5%,1/16W,TP,1005	1	S.N.A	
...4	R2014	2007-000148	R-CHIP;10Kohm,5%,1/16W,TP,1005	1	S.N.A	
...4	R2018	2007-000148	R-CHIP;10Kohm,5%,1/16W,TP,1005	1	S.N.A	
...4	R2020	2007-000148	R-CHIP;10Kohm,5%,1/16W,TP,1005	1	S.N.A	
...4	R3100	2007-000148	R-CHIP;10Kohm,5%,1/16W,TP,1005	1	S.N.A	
...4	R3101	2007-000148	R-CHIP;10Kohm,5%,1/16W,TP,1005	1	S.N.A	
...4	R3102	2007-000148	R-CHIP;10Kohm,5%,1/16W,TP,1005	1	S.N.A	
...4	R3103	2007-000148	R-CHIP;10Kohm,5%,1/16W,TP,1005	1	S.N.A	
...4	R3150	2007-000148	R-CHIP;10Kohm,5%,1/16W,TP,1005	1	S.N.A	
...4	R4050	2007-000148	R-CHIP;10Kohm,5%,1/16W,TP,1005	1	S.N.A	
...4	R4051	2007-000148	R-CHIP;10Kohm,5%,1/16W,TP,1005	1	S.N.A	
...4	R4077	2007-000148	R-CHIP;10Kohm,5%,1/16W,TP,1005	1	S.N.A	
...4	R4078	2007-000148	R-CHIP;10Kohm,5%,1/16W,TP,1005	1	S.N.A	
...4	R4079_PWM	2007-000148	R-CHIP;10Kohm,5%,1/16W,TP,1005	1	S.N.A	
...4	R4081	2007-000148	R-CHIP;10Kohm,5%,1/16W,TP,1005	1	S.N.A	
...4	R4130	2007-000148	R-CHIP;10Kohm,5%,1/16W,TP,1005	1	S.N.A	
...4	R4140	2007-000148	R-CHIP;10Kohm,5%,1/16W,TP,1005	1	S.N.A	
...4	R4475	2007-000148	R-CHIP;10Kohm,5%,1/16W,TP,1005	1	S.N.A	
...4	R4489	2007-000148	R-CHIP;10Kohm,5%,1/16W,TP,1005	1	S.N.A	
...4	R4626_T	2007-000148	R-CHIP;10Kohm,5%,1/16W,TP,1005	1	S.N.A	
...4	R4627_T	2007-000148	R-CHIP;10Kohm,5%,1/16W,TP,1005	1	S.N.A	
...4	R4628_TCON	2007-000148	R-CHIP;10Kohm,5%,1/16W,TP,1005	1	S.N.A	
...4	R5013	2007-000148	R-CHIP;10Kohm,5%,1/16W,TP,1005	1	S.N.A	
...4	R5014	2007-000148	R-CHIP;10Kohm,5%,1/16W,TP,1005	1	S.N.A	
...4	R5017	2007-000148	R-CHIP;10Kohm,5%,1/16W,TP,1005	1	S.N.A	
...4	R5018	2007-000148	R-CHIP;10Kohm,5%,1/16W,TP,1005	1	S.N.A	

## 5. Exploded View &amp; Part List

Level	Location No.	Code No.	Description & Specification	Q'ty	SA/SNA	Remark
...4	R5024	2007-000148	R-CHIP;10Kohm,5%,1/16W,TP,1005	1	S.N.A	
...4	R5025	2007-000148	R-CHIP;10Kohm,5%,1/16W,TP,1005	1	S.N.A	
...4	R5032	2007-000148	R-CHIP;10Kohm,5%,1/16W,TP,1005	1	S.N.A	
...4	R5068	2007-000148	R-CHIP;10Kohm,5%,1/16W,TP,1005	1	S.N.A	
...4	R6028	2007-000148	R-CHIP;10Kohm,5%,1/16W,TP,1005	1	S.N.A	
...4	R6029	2007-000148	R-CHIP;10Kohm,5%,1/16W,TP,1005	1	S.N.A	
...4	R6058	2007-000148	R-CHIP;10Kohm,5%,1/16W,TP,1005	1	S.N.A	
...4	R6059	2007-000148	R-CHIP;10Kohm,5%,1/16W,TP,1005	1	S.N.A	
...4	R6065	2007-000148	R-CHIP;10Kohm,5%,1/16W,TP,1005	1	S.N.A	
...4	R7023	2007-000148	R-CHIP;10Kohm,5%,1/16W,TP,1005	1	S.N.A	
...4	R7025	2007-000148	R-CHIP;10Kohm,5%,1/16W,TP,1005	1	S.N.A	
...4	R7039	2007-000148	R-CHIP;10Kohm,5%,1/16W,TP,1005	1	S.N.A	
...4	R9019	2007-000148	R-CHIP;10Kohm,5%,1/16W,TP,1005	1	S.N.A	
...4	R9025	2007-000148	R-CHIP;10Kohm,5%,1/16W,TP,1005	1	S.N.A	
...4	R9216_EU	2007-000148	R-CHIP;10Kohm,5%,1/16W,TP,1005	1	S.N.A	
...4	R9217_EU	2007-000148	R-CHIP;10Kohm,5%,1/16W,TP,1005	1	S.N.A	
...4	R7058	2007-000151	R-CHIP;15Kohm,5%,1/16W,TP,1005	1	S.N.A	
...4	R1051	2007-000153	R-CHIP;22Kohm,5%,1/16W,TP,1005	1	S.N.A	
...4	R1052	2007-000153	R-CHIP;22Kohm,5%,1/16W,TP,1005	1	S.N.A	
...4	R1057	2007-000153	R-CHIP;22Kohm,5%,1/16W,TP,1005	1	S.N.A	
...4	R2009	2007-000153	R-CHIP;22Kohm,5%,1/16W,TP,1005	1	S.N.A	
...4	R2013	2007-000153	R-CHIP;22Kohm,5%,1/16W,TP,1005	1	S.N.A	
...4	R2017	2007-000153	R-CHIP;22Kohm,5%,1/16W,TP,1005	1	S.N.A	
...4	R4477	2007-000153	R-CHIP;22Kohm,5%,1/16W,TP,1005	1	S.N.A	
...4	R4568	2007-000153	R-CHIP;22Kohm,5%,1/16W,TP,1005	1	S.N.A	
...4	R7057	2007-000153	R-CHIP;22Kohm,5%,1/16W,TP,1005	1	S.N.A	
...4	R7007_EU	2007-000157	R-CHIP;47Kohm,5%,1/16W,TP,1005	1	S.N.A	
...4	R7009_EU	2007-000157	R-CHIP;47Kohm,5%,1/16W,TP,1005	1	S.N.A	
...4	R9320_EU	2007-000162	R-CHIP;100Kohm,5%,1/16W,TP,1005	1	S.N.A	
...4	R9321_EU	2007-000162	R-CHIP;100Kohm,5%,1/16W,TP,1005	1	S.N.A	
...4	R4045	2007-000170	R-CHIP;1Mohm,5%,1/16W,TP,1005	1	S.N.A	
...4	R11128_TCO	2007-000171	R-CHIP;0ohm,5%,1/16W,TP,1005	1	S.N.A	
...4	R11129_TCO	2007-000171	R-CHIP;0ohm,5%,1/16W,TP,1005	1	S.N.A	
...4	R11130_TCO	2007-000171	R-CHIP;0ohm,5%,1/16W,TP,1005	1	S.N.A	
...4	R11150	2007-000171	R-CHIP;0ohm,5%,1/16W,TP,1005	1	S.N.A	
...4	R2301_PWM	2007-000171	R-CHIP;0ohm,5%,1/16W,TP,1005	1	S.N.A	
...4	R6016	2007-000172	R-CHIP;10ohm,5%,1/16W,TP,1005	1	S.N.A	
...4	R6050	2007-000172	R-CHIP;10ohm,5%,1/16W,TP,1005	1	S.N.A	
...4	R8306	2007-000173	R-CHIP;22ohm,5%,1/16W,TP,1005	1	S.N.A	
...4	R8307	2007-000173	R-CHIP;22ohm,5%,1/16W,TP,1005	1	S.N.A	
...4	R8323	2007-000173	R-CHIP;22ohm,5%,1/16W,TP,1005	1	S.N.A	
...4	R8325	2007-000173	R-CHIP;22ohm,5%,1/16W,TP,1005	1	S.N.A	
...4	R8326	2007-000173	R-CHIP;22ohm,5%,1/16W,TP,1005	1	S.N.A	
...4	R8333	2007-000173	R-CHIP;22ohm,5%,1/16W,TP,1005	1	S.N.A	
...4	R8335	2007-000173	R-CHIP;22ohm,5%,1/16W,TP,1005	1	S.N.A	
...4	R8336	2007-000173	R-CHIP;22ohm,5%,1/16W,TP,1005	1	S.N.A	
...4	R8349	2007-000173	R-CHIP;22ohm,5%,1/16W,TP,1005	1	S.N.A	
...4	R8355	2007-000173	R-CHIP;22ohm,5%,1/16W,TP,1005	1	S.N.A	
...4	R8357	2007-000173	R-CHIP;22ohm,5%,1/16W,TP,1005	1	S.N.A	
...4	R8358	2007-000173	R-CHIP;22ohm,5%,1/16W,TP,1005	1	S.N.A	
...4	R8404	2007-000173	R-CHIP;22ohm,5%,1/16W,TP,1005	1	S.N.A	

5. Exploded View & Part List

Level	Location No.	Code No.	Description & Specification	Q'ty	SA/SNA	Remark
...4	R8430	2007-000173	R-CHIP;22ohm,5%,1/16W,TP,1005	1	S.N.A	
...4	R8438	2007-000173	R-CHIP;22ohm,5%,1/16W,TP,1005	1	S.N.A	
...4	R8496	2007-000173	R-CHIP;22ohm,5%,1/16W,TP,1005	1	S.N.A	
...4	R8638	2007-000173	R-CHIP;22ohm,5%,1/16W,TP,1005	1	S.N.A	
...4	R4009	2007-000174	R-CHIP;47ohm,5%,1/16W,TP,1005	1	S.N.A	
...4	R4017	2007-000174	R-CHIP;47ohm,5%,1/16W,TP,1005	1	S.N.A	
...4	R4021	2007-000174	R-CHIP;47ohm,5%,1/16W,TP,1005	1	S.N.A	
...4	R4022	2007-000174	R-CHIP;47ohm,5%,1/16W,TP,1005	1	S.N.A	
...4	R4590	2007-000174	R-CHIP;47ohm,5%,1/16W,TP,1005	1	S.N.A	
...4	R4591	2007-000174	R-CHIP;47ohm,5%,1/16W,TP,1005	1	S.N.A	
...4	R5028	2007-000174	R-CHIP;47ohm,5%,1/16W,TP,1005	1	S.N.A	
...4	R5029	2007-000174	R-CHIP;47ohm,5%,1/16W,TP,1005	1	S.N.A	
...4	R5031	2007-000174	R-CHIP;47ohm,5%,1/16W,TP,1005	1	S.N.A	
...4	R5055	2007-000174	R-CHIP;47ohm,5%,1/16W,TP,1005	1	S.N.A	
...4	R5056	2007-000174	R-CHIP;47ohm,5%,1/16W,TP,1005	1	S.N.A	
...4	R7034	2007-000174	R-CHIP;47ohm,5%,1/16W,TP,1005	1	S.N.A	
...4	R7035	2007-000174	R-CHIP;47ohm,5%,1/16W,TP,1005	1	S.N.A	
...4	R7036	2007-000174	R-CHIP;47ohm,5%,1/16W,TP,1005	1	S.N.A	
...4	R9020	2007-000695	R-CHIP;3.3ohm,5%,1/10W,TP,1608	1	S.A	
...4	R9021	2007-000695	R-CHIP;3.3ohm,5%,1/10W,TP,1608	1	S.A	
...4	R9022	2007-000695	R-CHIP;3.3ohm,5%,1/10W,TP,1608	1	S.A	
...4	R9023	2007-000695	R-CHIP;3.3ohm,5%,1/10W,TP,1608	1	S.A	
...4	R5571	2007-000763	R-CHIP;330ohm,1%,1/10W,TP,1608	1	S.N.A	
...4	R4587	2007-000821	R-CHIP;390ohm,1%,1/10W,TP,1608	1	S.N.A	
...4	R5087	2007-000932	R-CHIP;470ohm,5%,1/16W,TP,1005	1	S.N.A	
...4	R7043	2007-000932	R-CHIP;470ohm,5%,1/16W,TP,1005	1	S.N.A	
...4	R7077	2007-000932	R-CHIP;470ohm,5%,1/16W,TP,1005	1	S.N.A	
...4	R9080	2007-000932	R-CHIP;470ohm,5%,1/16W,TP,1005	1	S.N.A	
...4	R7054	2007-001217	R-CHIP;82ohm,5%,1/16W,TP,1005	1	S.N.A	
...4	R6055_USB	2007-001285	R-CHIP;5.6ohm,5%,1/16W,TP,1005	1	S.A	
...4	R6056_USB	2007-001285	R-CHIP;5.6ohm,5%,1/16W,TP,1005	1	S.A	
...4	R2400	2007-001292	R-CHIP;33ohm,5%,1/16W,TP,1005	1	S.N.A	
...4	R4401	2007-001292	R-CHIP;33ohm,5%,1/16W,TP,1005	1	S.N.A	
...4	R4402	2007-001292	R-CHIP;33ohm,5%,1/16W,TP,1005	1	S.N.A	
...4	R7055	2007-001298	R-CHIP;51ohm,5%,1/16W,TP,1005	1	S.N.A	
...4	R8017	2007-001306	R-CHIP;150ohm,5%,1/16W,TP,1005	1	S.A	
...4	R8117	2007-001306	R-CHIP;150ohm,5%,1/16W,TP,1005	1	S.A	
...4	R7052	2007-001307	R-CHIP;180ohm,5%,1/16W,TP,1005	1	S.N.A	
...4	R2036	2007-001325	R-CHIP;3.3Kohm,5%,1/16W,TP,1005	1	S.N.A	
...4	R4093_PWM	2007-001325	R-CHIP;3.3Kohm,5%,1/16W,TP,1005	1	S.N.A	
...4	R9079	2007-001325	R-CHIP;3.3Kohm,5%,1/16W,TP,1005	1	S.N.A	
...4	R5021	2007-001333	R-CHIP;18Kohm,5%,1/16W,TP,1005	1	S.N.A	
...4	R5026	2007-001333	R-CHIP;18Kohm,5%,1/16W,TP,1005	1	S.N.A	
...4	R5027	2007-001333	R-CHIP;18Kohm,5%,1/16W,TP,1005	1	S.N.A	
...4	R5034	2007-001333	R-CHIP;18Kohm,5%,1/16W,TP,1005	1	S.N.A	
...4	R7011_EU	2007-001333	R-CHIP;18Kohm,5%,1/16W,TP,1005	1	S.N.A	
...4	R7030	2007-001333	R-CHIP;18Kohm,5%,1/16W,TP,1005	1	S.N.A	
...4	R7032	2007-001333	R-CHIP;18Kohm,5%,1/16W,TP,1005	1	S.N.A	
...4	R2035	2007-002906	R-CHIP;200Kohm,1%,1/10W,TP,1608	1	S.A	
...4	R2100	2007-002906	R-CHIP;200Kohm,1%,1/10W,TP,1608	1	S.A	
...4	R5043	2007-002906	R-CHIP;200Kohm,1%,1/10W,TP,1608	1	S.A	

## 5. Exploded View &amp; Part List

Level	Location No.	Code No.	Description & Specification	Q'ty	SA/SNA	Remark
...4	R6001	2007-002906	R-CHIP;200Kohm,1%,1/10W,TP,1608	1	S.A	
...4	R6038	2007-002906	R-CHIP;200Kohm,1%,1/10W,TP,1608	1	S.A	
...4	R10011_EU	2007-007009	R-CHIP;75ohm,5%,1/16W,TP,1005	1	S.N.A	
...4	R10012_EU	2007-007009	R-CHIP;75ohm,5%,1/16W,TP,1005	1	S.N.A	
...4	R10013_EU	2007-007009	R-CHIP;75ohm,5%,1/16W,TP,1005	1	S.N.A	
...4	R5004	2007-007009	R-CHIP;75ohm,5%,1/16W,TP,1005	1	S.N.A	
...4	R5008	2007-007009	R-CHIP;75ohm,5%,1/16W,TP,1005	1	S.N.A	
...4	R5009	2007-007009	R-CHIP;75ohm,5%,1/16W,TP,1005	1	S.N.A	
...4	R5010	2007-007009	R-CHIP;75ohm,5%,1/16W,TP,1005	1	S.N.A	
...4	R5011	2007-007009	R-CHIP;75ohm,5%,1/16W,TP,1005	1	S.N.A	
...4	R5012	2007-007009	R-CHIP;75ohm,5%,1/16W,TP,1005	1	S.N.A	
...4	R5044	2007-007009	R-CHIP;75ohm,5%,1/16W,TP,1005	1	S.N.A	
...4	R5200	2007-007009	R-CHIP;75ohm,5%,1/16W,TP,1005	1	S.N.A	
...4	R5201	2007-007009	R-CHIP;75ohm,5%,1/16W,TP,1005	1	S.N.A	
...4	R5202	2007-007009	R-CHIP;75ohm,5%,1/16W,TP,1005	1	S.N.A	
...4	R7010	2007-007009	R-CHIP;75ohm,5%,1/16W,TP,1005	1	S.N.A	
...4	R7012	2007-007009	R-CHIP;75ohm,5%,1/16W,TP,1005	1	S.N.A	
...4	R7014	2007-007009	R-CHIP;75ohm,5%,1/16W,TP,1005	1	S.N.A	
...4	R7015	2007-007009	R-CHIP;75ohm,5%,1/16W,TP,1005	1	S.N.A	
...4	R7020	2007-007009	R-CHIP;75ohm,5%,1/16W,TP,1005	1	S.N.A	
...4	R5046	2007-007107	R-CHIP;100Kohm,1%,1/16W,TP,1005	1	S.N.A	
...4	R2016	2007-007142	R-CHIP;10Kohm,1%,1/16W,TP,1005	1	S.N.A	
...4	R2034	2007-007142	R-CHIP;10Kohm,1%,1/16W,TP,1005	1	S.N.A	
...4	R4095	2007-007142	R-CHIP;10Kohm,1%,1/16W,TP,1005	1	S.N.A	
...4	R4352	2007-007142	R-CHIP;10Kohm,1%,1/16W,TP,1005	1	S.N.A	
...4	R2028	2007-007156	R-CHIP;1ohm,5%,1/16W,TP,1005	1	S.N.A	
...4	R2037	2007-007156	R-CHIP;1ohm,5%,1/16W,TP,1005	1	S.N.A	
...4	R2039	2007-007156	R-CHIP;1ohm,5%,1/16W,TP,1005	1	S.N.A	
...4	R2501	2007-007156	R-CHIP;1ohm,5%,1/16W,TP,1005	1	S.N.A	
...4	R5580	2007-007156	R-CHIP;1ohm,5%,1/16W,TP,1005	1	S.N.A	
...4	R5570	2007-007297	R-CHIP;110ohm,1%,1/10W,TP,1608	1	S.A	
...4	R8329	2007-007318	R-CHIP;1Kohm,1%,1/16W,TP,1005	1	S.N.A	
...4	R8330	2007-007318	R-CHIP;1Kohm,1%,1/16W,TP,1005	1	S.N.A	
...4	R8363	2007-007318	R-CHIP;1Kohm,1%,1/16W,TP,1005	1	S.N.A	
...4	R8364	2007-007318	R-CHIP;1Kohm,1%,1/16W,TP,1005	1	S.N.A	
...4	R2022	2007-007319	R-CHIP;390ohm,1%,1/16W,TP,1005	1	S.N.A	
...4	R2027	2007-007650	R-CHIP;274ohm,1%,1/10W,TP,1608	1	S.A	
...4	R2026	2007-007721	R-CHIP;560ohm,1%,1/10W,TP,1608	1	S.A	
...4	R4094	2007-007791	R-CHIP;9.1Kohm,1%,1/16W,TP,1005	1	S.N.A	
...4	R4351	2007-007791	R-CHIP;9.1Kohm,1%,1/16W,TP,1005	1	S.N.A	
...4	RA3007	2011-000515	R-NETWORK;4.7Kohm,5%,1/16W,L,CHIP,8P,TP,	1	S.N.A	
...4	RA4002	2011-000651	R-NETWORK;10ohm,5%,1/16W,L,CHIP,8P,TP,32	1	S.N.A	
...4	RA4003	2011-000651	R-NETWORK;10ohm,5%,1/16W,L,CHIP,8P,TP,32	1	S.N.A	
...4	RA4004	2011-000651	R-NETWORK;10ohm,5%,1/16W,L,CHIP,8P,TP,32	1	S.N.A	
...4	RA4005	2011-000651	R-NETWORK;10ohm,5%,1/16W,L,CHIP,8P,TP,32	1	S.N.A	
...4	RA4102	2011-001011	R-NETWORK;10Kohm,5%,1/16W,L,CHIP,8P,TP,3	1	S.A	
...4	R10004_EU	2011-001087	R-NETWORK;75ohm,5%,1/16W,L,CHIP,8P,TP,3.	1	S.A	
...4	R10010_EU	2011-001087	R-NETWORK;75ohm,5%,1/16W,L,CHIP,8P,TP,3.	1	S.A	
...4	R10126	2011-001087	R-NETWORK;75ohm,5%,1/16W,L,CHIP,8P,TP,3.	1	S.A	
...4	R10127	2011-001087	R-NETWORK;75ohm,5%,1/16W,L,CHIP,8P,TP,3.	1	S.A	
...4	R8321	2011-001262	R-NETWORK;22ohm,5%,1/16W,L,CHIP,8P,TP,2.	1	S.A	

5. Exploded View & Part List

Level	Location No.	Code No.	Description & Specification	Q'ty	SA/SNA	Remark
...4	R8322	2011-001262	R-NETWORK;22ohm,5%,1/16W,L,CHIP,8P,TP,2.	1	S.A	
...4	R8324	2011-001262	R-NETWORK;22ohm,5%,1/16W,L,CHIP,8P,TP,2.	1	S.A	
...4	R8327	2011-001262	R-NETWORK;22ohm,5%,1/16W,L,CHIP,8P,TP,2.	1	S.A	
...4	R8401	2011-001262	R-NETWORK;22ohm,5%,1/16W,L,CHIP,8P,TP,2.	1	S.A	
...4	R8402	2011-001262	R-NETWORK;22ohm,5%,1/16W,L,CHIP,8P,TP,2.	1	S.A	
...4	R8403	2011-001262	R-NETWORK;22ohm,5%,1/16W,L,CHIP,8P,TP,2.	1	S.A	
...4	R8405	2011-001262	R-NETWORK;22ohm,5%,1/16W,L,CHIP,8P,TP,2.	1	S.A	
...4	R8406	2011-001262	R-NETWORK;22ohm,5%,1/16W,L,CHIP,8P,TP,2.	1	S.A	
...4	R8407	2011-001262	R-NETWORK;22ohm,5%,1/16W,L,CHIP,8P,TP,2.	1	S.A	
...4	R8408	2011-001262	R-NETWORK;22ohm,5%,1/16W,L,CHIP,8P,TP,2.	1	S.A	
...4	R8409	2011-001262	R-NETWORK;22ohm,5%,1/16W,L,CHIP,8P,TP,2.	1	S.A	
...4	R8410	2011-001262	R-NETWORK;22ohm,5%,1/16W,L,CHIP,8P,TP,2.	1	S.A	
...4	R8433	2011-001262	R-NETWORK;22ohm,5%,1/16W,L,CHIP,8P,TP,2.	1	S.A	
...4	R8434	2011-001262	R-NETWORK;22ohm,5%,1/16W,L,CHIP,8P,TP,2.	1	S.A	
...4	R8435	2011-001262	R-NETWORK;22ohm,5%,1/16W,L,CHIP,8P,TP,2.	1	S.A	
...4	R8436	2011-001262	R-NETWORK;22ohm,5%,1/16W,L,CHIP,8P,TP,2.	1	S.A	
...4	R8437	2011-001262	R-NETWORK;22ohm,5%,1/16W,L,CHIP,8P,TP,2.	1	S.A	
...4	R8504	2011-001262	R-NETWORK;22ohm,5%,1/16W,L,CHIP,8P,TP,2.	1	S.A	
...4	RA9000	2011-001262	R-NETWORK;22ohm,5%,1/16W,L,CHIP,8P,TP,2.	1	S.A	
...4	C9047	2203-000125	C-CER,CHIP;1.2nF,10%,50V,X7R,TP,1608,-	1	S.A	
...4	C9048	2203-000125	C-CER,CHIP;1.2nF,10%,50V,X7R,TP,1608,-	1	S.A	
...4	C9049	2203-000125	C-CER,CHIP;1.2nF,10%,50V,X7R,TP,1608,-	1	S.A	
...4	C9050	2203-000125	C-CER,CHIP;1.2nF,10%,50V,X7R,TP,1608,-	1	S.A	
...4	C5038_T	2203-000189	C-CER,CHIP;100nF,+80-20%,25V,Y5V,1608	1	S.N.A	
...4	C5027	2203-000221	C-CER,CHIP;100nF,20%,50V,Y5V,TP,3216	1	S.A	
...4	C7009	2203-000233	C-CER,CHIP;0.1nF,5%,50V,C0G,1005	1	S.A	
...4	C9096	2203-000233	C-CER,CHIP;0.1nF,5%,50V,C0G,1005	1	S.A	
...4	C9320_EU	2203-000233	C-CER,CHIP;0.1nF,5%,50V,C0G,1005	1	S.A	
...4	C9321_EU	2203-000233	C-CER,CHIP;0.1nF,5%,50V,C0G,1005	1	S.A	
...4	C9313_EU	2203-000330	C-CER,CHIP;0.012nF,5%,50V,C0G,1005	1	S.A	
...4	C9319_EU	2203-000330	C-CER,CHIP;0.012nF,5%,50V,C0G,1005	1	S.A	
...4	C4006	2203-000438	C-CER,CHIP;1nF,10%,50V,X7R,1005	1	S.A	
...4	C4041	2203-000438	C-CER,CHIP;1nF,10%,50V,X7R,1005	1	S.A	
...4	C4322	2203-000438	C-CER,CHIP;1nF,10%,50V,X7R,1005	1	S.A	
...4	C4353	2203-000438	C-CER,CHIP;1nF,10%,50V,X7R,1005	1	S.A	
...4	C4422	2203-000438	C-CER,CHIP;1nF,10%,50V,X7R,1005	1	S.A	
...4	C8023_UART	2203-000438	C-CER,CHIP;1nF,10%,50V,X7R,1005	1	S.A	
...4	C8024_UART	2203-000438	C-CER,CHIP;1nF,10%,50V,X7R,1005	1	S.A	
...4	C8332	2203-000438	C-CER,CHIP;1nF,10%,50V,X7R,1005	1	S.A	
...4	C8367	2203-000438	C-CER,CHIP;1nF,10%,50V,X7R,1005	1	S.A	
...4	C9075	2203-000438	C-CER,CHIP;1nF,10%,50V,X7R,1005	1	S.A	
...4	C4478	2203-000491	C-CER,CHIP;2.2nF,10%,50V,X7R,1608	1	S.A	
...4	C4479	2203-000491	C-CER,CHIP;2.2nF,10%,50V,X7R,1608	1	S.A	
...4	C9033	2203-000838	C-CER,CHIP;0.39nF,5%,50V,C0G,TP,1608	1	S.A	
...4	C9034	2203-000838	C-CER,CHIP;0.39nF,5%,50V,C0G,TP,1608	1	S.A	
...4	C9035	2203-000838	C-CER,CHIP;0.39nF,5%,50V,C0G,TP,1608	1	S.A	
...4	C9036	2203-000838	C-CER,CHIP;0.39nF,5%,50V,C0G,TP,1608	1	S.A	
...4	C2104	2203-000925	C-CER,CHIP;470nF,+80-20%,50V,Y5V,2012	1	S.A	
...4	C9037	2203-000925	C-CER,CHIP;470nF,+80-20%,50V,Y5V,2012	1	S.A	
...4	C9038	2203-000925	C-CER,CHIP;470nF,+80-20%,50V,Y5V,2012	1	S.A	
...4	C9010	2203-000995	C-CER,CHIP;0.047nF,5%,50V,C0G,1005	1	S.A	

## 5. Exploded View &amp; Part List

Level	Location No.	Code No.	Description & Specification	Q'ty	SA/SNA	Remark
...4	C9014	2203-000995	C-CER,CHIP;0.047nF,5%,50V,C0G,1005	1	S.A	
...4	C4038	2203-001412	C-CER,CHIP;0.03nF,5%,50V,NP0,TP,1005	1	S.N.A	
...4	C4039	2203-001412	C-CER,CHIP;0.03nF,5%,50V,NP0,TP,1005	1	S.N.A	
...4	C5001	2203-001412	C-CER,CHIP;0.03nF,5%,50V,NP0,TP,1005	1	S.N.A	
...4	C5005	2203-001412	C-CER,CHIP;0.03nF,5%,50V,NP0,TP,1005	1	S.N.A	
...4	C5007	2203-001412	C-CER,CHIP;0.03nF,5%,50V,NP0,TP,1005	1	S.N.A	
...4	C5009	2203-001412	C-CER,CHIP;0.03nF,5%,50V,NP0,TP,1005	1	S.N.A	
...4	C5010	2203-001412	C-CER,CHIP;0.03nF,5%,50V,NP0,TP,1005	1	S.N.A	
...4	C7004	2203-001412	C-CER,CHIP;0.03nF,5%,50V,NP0,TP,1005	1	S.N.A	
...4	C7035	2203-001412	C-CER,CHIP;0.03nF,5%,50V,NP0,TP,1005	1	S.N.A	
...4	C2006	2203-001596	C-CER,CHIP;2200nF,+80-20%,50V,Y5V,2012	1	S.A	
...4	C2015	2203-001596	C-CER,CHIP;2200nF,+80-20%,50V,Y5V,2012	1	S.A	
...4	C2020	2203-001596	C-CER,CHIP;2200nF,+80-20%,50V,Y5V,2012	1	S.A	
...4	C4025_EU	2203-001598	C-CER,CHIP;2200nF,+80-20%,16V,Y5V,2012	1	S.N.A	
...4	C4026_EU	2203-001598	C-CER,CHIP;2200nF,+80-20%,16V,Y5V,2012	1	S.N.A	
...4	C4029	2203-001598	C-CER,CHIP;2200nF,+80-20%,16V,Y5V,2012	1	S.N.A	
...4	C4030	2203-001598	C-CER,CHIP;2200nF,+80-20%,16V,Y5V,2012	1	S.N.A	
...4	C4031	2203-001598	C-CER,CHIP;2200nF,+80-20%,16V,Y5V,2012	1	S.N.A	
...4	C4032	2203-001598	C-CER,CHIP;2200nF,+80-20%,16V,Y5V,2012	1	S.N.A	
...4	C4034	2203-001598	C-CER,CHIP;2200nF,+80-20%,16V,Y5V,2012	1	S.N.A	
...4	C10034_EU	2203-002285	C-CER,CHIP;10nF,10%,50V,X7R,1005	1	S.N.A	
...4	C2602	2203-002285	C-CER,CHIP;10nF,10%,50V,X7R,1005	1	S.N.A	
...4	C2603	2203-002285	C-CER,CHIP;10nF,10%,50V,X7R,1005	1	S.N.A	
...4	C2700	2203-002285	C-CER,CHIP;10nF,10%,50V,X7R,1005	1	S.N.A	
...4	C7036	2203-002285	C-CER,CHIP;10nF,10%,50V,X7R,1005	1	S.N.A	
...4	C7037	2203-002285	C-CER,CHIP;10nF,10%,50V,X7R,1005	1	S.N.A	
...4	C7041	2203-002285	C-CER,CHIP;10nF,10%,50V,X7R,1005	1	S.N.A	
...4	C5013	2203-002525	C-CER,CHIP;0.56nF,10%,50V,X7R,TP,1005	1	S.N.A	
...4	C5015	2203-002525	C-CER,CHIP;0.56nF,10%,50V,X7R,TP,1005	1	S.N.A	
...4	C7002_EU	2203-002525	C-CER,CHIP;0.56nF,10%,50V,X7R,TP,1005	1	S.N.A	
...4	C7006_EU	2203-002525	C-CER,CHIP;0.56nF,10%,50V,X7R,TP,1005	1	S.N.A	
...4	C7011	2203-002525	C-CER,CHIP;0.56nF,10%,50V,X7R,TP,1005	1	S.N.A	
...4	C7013	2203-002525	C-CER,CHIP;0.56nF,10%,50V,X7R,TP,1005	1	S.N.A	
...4	C9003	2203-002793	C-CER,CHIP;1000nF,+80-20%,25V,Y5V,2012	1	S.N.A	
...4	C9004	2203-002793	C-CER,CHIP;1000nF,+80-20%,25V,Y5V,2012	1	S.N.A	
...4	C9023	2203-005065	C-CER,CHIP;1000nF,+80-20%,10V,Y5V,1608	1	S.N.A	
...4	C9027	2203-005065	C-CER,CHIP;1000nF,+80-20%,10V,Y5V,1608	1	S.N.A	
...4	C9028	2203-005065	C-CER,CHIP;1000nF,+80-20%,10V,Y5V,1608	1	S.N.A	
...4	C9029	2203-005065	C-CER,CHIP;1000nF,+80-20%,10V,Y5V,1608	1	S.N.A	
...4	C9018	2203-005249	C-CER,CHIP;100nF,10%,50V,X7R,TP,1608	1	S.N.A	
...4	C9025	2203-005249	C-CER,CHIP;100nF,10%,50V,X7R,TP,1608	1	S.N.A	
...4	C9026	2203-005249	C-CER,CHIP;100nF,10%,50V,X7R,TP,1608	1	S.N.A	
...4	C9030	2203-005249	C-CER,CHIP;100nF,10%,50V,X7R,TP,1608	1	S.N.A	
...4	C9039	2203-005249	C-CER,CHIP;100nF,10%,50V,X7R,TP,1608	1	S.N.A	
...4	C9040	2203-005249	C-CER,CHIP;100nF,10%,50V,X7R,TP,1608	1	S.N.A	
...4	C9041	2203-005249	C-CER,CHIP;100nF,10%,50V,X7R,TP,1608	1	S.N.A	
...4	C9042	2203-005249	C-CER,CHIP;100nF,10%,50V,X7R,TP,1608	1	S.N.A	
...4	C9043	2203-005249	C-CER,CHIP;100nF,10%,50V,X7R,TP,1608	1	S.N.A	
...4	C9044	2203-005249	C-CER,CHIP;100nF,10%,50V,X7R,TP,1608	1	S.N.A	
...4	C9045	2203-005249	C-CER,CHIP;100nF,10%,50V,X7R,TP,1608	1	S.N.A	
...4	C9046	2203-005249	C-CER,CHIP;100nF,10%,50V,X7R,TP,1608	1	S.N.A	

5. Exploded View & Part List

Level	Location No.	Code No.	Description & Specification	Q'ty	SA/SNA	Remark
...4	C2105	2203-005834	C-CER,CHIP;2200nF,+80-20%,10V,Y5V,3216	1	S.A	
...4	C2501	2203-005834	C-CER,CHIP;2200nF,+80-20%,10V,Y5V,3216	1	S.A	
...4	C2505	2203-005834	C-CER,CHIP;2200nF,+80-20%,10V,Y5V,3216	1	S.A	
...4	C2508	2203-005834	C-CER,CHIP;2200nF,+80-20%,10V,Y5V,3216	1	S.A	
...4	C2509	2203-005834	C-CER,CHIP;2200nF,+80-20%,10V,Y5V,3216	1	S.A	
...4	C2600	2203-005834	C-CER,CHIP;2200nF,+80-20%,10V,Y5V,3216	1	S.A	
...4	C2607	2203-005834	C-CER,CHIP;2200nF,+80-20%,10V,Y5V,3216	1	S.A	
...4	C5028	2203-005834	C-CER,CHIP;2200nF,+80-20%,10V,Y5V,3216	1	S.A	
...4	C5030	2203-005834	C-CER,CHIP;2200nF,+80-20%,10V,Y5V,3216	1	S.A	
...4	C7028	2203-005834	C-CER,CHIP;2200nF,+80-20%,10V,Y5V,3216	1	S.A	
...4	C7029	2203-005834	C-CER,CHIP;2200nF,+80-20%,10V,Y5V,3216	1	S.A	
...4	C5035	2203-006104	C-CER,CHIP;1000nF,10%,50V,X7R,3225	1	S.A	
...4	C4004	2203-006126	C-CER,CHIP;47NF,10%,16V,X7R,TP,1005	1	S.N.A	
...4	C4005	2203-006126	C-CER,CHIP;47NF,10%,16V,X7R,TP,1005	1	S.N.A	
...4	C4007	2203-006126	C-CER,CHIP;47NF,10%,16V,X7R,TP,1005	1	S.N.A	
...4	C4009	2203-006126	C-CER,CHIP;47NF,10%,16V,X7R,TP,1005	1	S.N.A	
...4	C4014	2203-006126	C-CER,CHIP;47NF,10%,16V,X7R,TP,1005	1	S.N.A	
...4	C4018	2203-006126	C-CER,CHIP;47NF,10%,16V,X7R,TP,1005	1	S.N.A	
...4	C4019	2203-006126	C-CER,CHIP;47NF,10%,16V,X7R,TP,1005	1	S.N.A	
...4	C4021	2203-006126	C-CER,CHIP;47NF,10%,16V,X7R,TP,1005	1	S.N.A	
...4	C4312	2203-006126	C-CER,CHIP;47NF,10%,16V,X7R,TP,1005	1	S.N.A	
...4	C4313	2203-006126	C-CER,CHIP;47NF,10%,16V,X7R,TP,1005	1	S.N.A	
...4	C4319	2203-006126	C-CER,CHIP;47NF,10%,16V,X7R,TP,1005	1	S.N.A	
...4	C4320	2203-006126	C-CER,CHIP;47NF,10%,16V,X7R,TP,1005	1	S.N.A	
...4	C4321	2203-006126	C-CER,CHIP;47NF,10%,16V,X7R,TP,1005	1	S.N.A	
...4	C4323	2203-006126	C-CER,CHIP;47NF,10%,16V,X7R,TP,1005	1	S.N.A	
...4	C1083	2203-006141	C-CER,CHIP;1000nF,10%,16V,X5R,1608	1	S.N.A	
...4	C2029	2203-006141	C-CER,CHIP;1000nF,10%,16V,X5R,1608	1	S.N.A	
...4	C4035	2203-006141	C-CER,CHIP;1000nF,10%,16V,X5R,1608	1	S.N.A	
...4	C9316_EU	2203-006141	C-CER,CHIP;1000nF,10%,16V,X5R,1608	1	S.N.A	
...4	C9317_EU	2203-006141	C-CER,CHIP;1000nF,10%,16V,X5R,1608	1	S.N.A	
...4	C9318_EU	2203-006141	C-CER,CHIP;1000nF,10%,16V,X5R,1608	1	S.N.A	
...4	C10033_EU	2203-006158	C-CER,CHIP;100nF,10%,16V,X7R,1005	1	S.N.A	
...4	C2002	2203-006158	C-CER,CHIP;100nF,10%,16V,X7R,1005	1	S.N.A	
...4	C2017	2203-006158	C-CER,CHIP;100nF,10%,16V,X7R,1005	1	S.N.A	
...4	C2019	2203-006158	C-CER,CHIP;100nF,10%,16V,X7R,1005	1	S.N.A	
...4	C2047	2203-006158	C-CER,CHIP;100nF,10%,16V,X7R,1005	1	S.N.A	
...4	C2048	2203-006158	C-CER,CHIP;100nF,10%,16V,X7R,1005	1	S.N.A	
...4	C2072	2203-006158	C-CER,CHIP;100nF,10%,16V,X7R,1005	1	S.N.A	
...4	C2073	2203-006158	C-CER,CHIP;100nF,10%,16V,X7R,1005	1	S.N.A	
...4	C2082	2203-006158	C-CER,CHIP;100nF,10%,16V,X7R,1005	1	S.N.A	
...4	C2084	2203-006158	C-CER,CHIP;100nF,10%,16V,X7R,1005	1	S.N.A	
...4	C2086	2203-006158	C-CER,CHIP;100nF,10%,16V,X7R,1005	1	S.N.A	
...4	C2089	2203-006158	C-CER,CHIP;100nF,10%,16V,X7R,1005	1	S.N.A	
...4	C2303	2203-006158	C-CER,CHIP;100nF,10%,16V,X7R,1005	1	S.N.A	
...4	C2304	2203-006158	C-CER,CHIP;100nF,10%,16V,X7R,1005	1	S.N.A	
...4	C2604	2203-006158	C-CER,CHIP;100nF,10%,16V,X7R,1005	1	S.N.A	
...4	C4001	2203-006158	C-CER,CHIP;100nF,10%,16V,X7R,1005	1	S.N.A	
...4	C4002	2203-006158	C-CER,CHIP;100nF,10%,16V,X7R,1005	1	S.N.A	
...4	C4008	2203-006158	C-CER,CHIP;100nF,10%,16V,X7R,1005	1	S.N.A	
...4	C4013	2203-006158	C-CER,CHIP;100nF,10%,16V,X7R,1005	1	S.N.A	

## 5. Exploded View &amp; Part List

Level	Location No.	Code No.	Description & Specification	Q'ty	SA/SNA	Remark
...4	C4020	2203-006158	C-CER,CHIP;100nF,10%,16V,X7R,1005	1	S.N.A	
...4	C4022	2203-006158	C-CER,CHIP;100nF,10%,16V,X7R,1005	1	S.N.A	
...4	C4023	2203-006158	C-CER,CHIP;100nF,10%,16V,X7R,1005	1	S.N.A	
...4	C4024	2203-006158	C-CER,CHIP;100nF,10%,16V,X7R,1005	1	S.N.A	
...4	C4033	2203-006158	C-CER,CHIP;100nF,10%,16V,X7R,1005	1	S.N.A	
...4	C4037	2203-006158	C-CER,CHIP;100nF,10%,16V,X7R,1005	1	S.N.A	
...4	C4040	2203-006158	C-CER,CHIP;100nF,10%,16V,X7R,1005	1	S.N.A	
...4	C4310	2203-006158	C-CER,CHIP;100nF,10%,16V,X7R,1005	1	S.N.A	
...4	C4311	2203-006158	C-CER,CHIP;100nF,10%,16V,X7R,1005	1	S.N.A	
...4	C4314	2203-006158	C-CER,CHIP;100nF,10%,16V,X7R,1005	1	S.N.A	
...4	C4324	2203-006158	C-CER,CHIP;100nF,10%,16V,X7R,1005	1	S.N.A	
...4	C4354	2203-006158	C-CER,CHIP;100nF,10%,16V,X7R,1005	1	S.N.A	
...4	C5014	2203-006158	C-CER,CHIP;100nF,10%,16V,X7R,1005	1	S.N.A	
...4	C5024	2203-006158	C-CER,CHIP;100nF,10%,16V,X7R,1005	1	S.N.A	
...4	C5026	2203-006158	C-CER,CHIP;100nF,10%,16V,X7R,1005	1	S.N.A	
...4	C5029	2203-006158	C-CER,CHIP;100nF,10%,16V,X7R,1005	1	S.N.A	
...4	C5031	2203-006158	C-CER,CHIP;100nF,10%,16V,X7R,1005	1	S.N.A	
...4	C6004	2203-006158	C-CER,CHIP;100nF,10%,16V,X7R,1005	1	S.N.A	
...4	C6024	2203-006158	C-CER,CHIP;100nF,10%,16V,X7R,1005	1	S.N.A	
...4	C6500_USB	2203-006158	C-CER,CHIP;100nF,10%,16V,X7R,1005	1	S.N.A	
...4	C7031	2203-006158	C-CER,CHIP;100nF,10%,16V,X7R,1005	1	S.N.A	
...4	C7051	2203-006158	C-CER,CHIP;100nF,10%,16V,X7R,1005	1	S.N.A	
...4	C8016_UART	2203-006158	C-CER,CHIP;100nF,10%,16V,X7R,1005	1	S.N.A	
...4	C8017_UART	2203-006158	C-CER,CHIP;100nF,10%,16V,X7R,1005	1	S.N.A	
...4	C8019_UART	2203-006158	C-CER,CHIP;100nF,10%,16V,X7R,1005	1	S.N.A	
...4	C8020_UART	2203-006158	C-CER,CHIP;100nF,10%,16V,X7R,1005	1	S.N.A	
...4	C8021_UART	2203-006158	C-CER,CHIP;100nF,10%,16V,X7R,1005	1	S.N.A	
...4	C8331	2203-006158	C-CER,CHIP;100nF,10%,16V,X7R,1005	1	S.N.A	
...4	C8365	2203-006158	C-CER,CHIP;100nF,10%,16V,X7R,1005	1	S.N.A	
...4	C8503	2203-006158	C-CER,CHIP;100nF,10%,16V,X7R,1005	1	S.N.A	
...4	C8505	2203-006158	C-CER,CHIP;100nF,10%,16V,X7R,1005	1	S.N.A	
...4	C9006	2203-006158	C-CER,CHIP;100nF,10%,16V,X7R,1005	1	S.N.A	
...4	C9007	2203-006158	C-CER,CHIP;100nF,10%,16V,X7R,1005	1	S.N.A	
...4	C9008	2203-006158	C-CER,CHIP;100nF,10%,16V,X7R,1005	1	S.N.A	
...4	C9009	2203-006158	C-CER,CHIP;100nF,10%,16V,X7R,1005	1	S.N.A	
...4	C9022	2203-006158	C-CER,CHIP;100nF,10%,16V,X7R,1005	1	S.N.A	
...4	C1058	2203-006307	C-CER,CHIP;1000nF,10%,25V,X5R,2012	1	S.N.A	
...4	C2021	2203-006307	C-CER,CHIP;1000nF,10%,25V,X5R,2012	1	S.N.A	
...4	C2014	2203-006336	C-CER,CHIP;10000nF,10%,25V,X5R,3216	1	S.A	
...4	C2030	2203-006336	C-CER,CHIP;10000nF,10%,25V,X5R,3216	1	S.A	
...4	C9019	2203-006336	C-CER,CHIP;10000nF,10%,25V,X5R,3216	1	S.A	
...4	C9024	2203-006336	C-CER,CHIP;10000nF,10%,25V,X5R,3216	1	S.A	
...4	C9031	2203-006336	C-CER,CHIP;10000nF,10%,25V,X5R,3216	1	S.A	
...4	C9032	2203-006336	C-CER,CHIP;10000nF,10%,25V,X5R,3216	1	S.A	
...4	C8022_UART	2203-006361	C-CER,CHIP;10000nF,10%,10V,X5R,TP,2012	1	S.A	
...4	C9005	2203-006361	C-CER,CHIP;10000nF,10%,10V,X5R,TP,2012	1	S.A	
...4	C9078	2203-006361	C-CER,CHIP;10000nF,10%,10V,X5R,TP,2012	1	S.A	
...4	C5002	2203-006842	C-CER,CHIP;0.47nF,5%,50V,C0G,1005	1	S.N.A	
...4	C5003	2203-006842	C-CER,CHIP;0.47nF,5%,50V,C0G,1005	1	S.N.A	
...4	C2010	2203-007176	C-CER,CHIP;10000nF,10%,16V,X5R,TP,2012 (	1	S.N.A	
...4	C2042	2203-007176	C-CER,CHIP;10000nF,10%,16V,X5R,TP,2012 (	1	S.N.A	



5. Exploded View & Part List

Level	Location No.	Code No.	Description & Specification	Q'ty	SA/SNA	Remark
...4	C2043	2203-007176	C-CER,CHIP;1000nF,10%,16V,X5R,TP,2012 (	1	S.N.A	
...4	C2044	2203-007176	C-CER,CHIP;1000nF,10%,16V,X5R,TP,2012 (	1	S.N.A	
...4	C2045	2203-007176	C-CER,CHIP;1000nF,10%,16V,X5R,TP,2012 (	1	S.N.A	
...4	C2046	2203-007176	C-CER,CHIP;1000nF,10%,16V,X5R,TP,2012 (	1	S.N.A	
...4	C2071	2203-007176	C-CER,CHIP;1000nF,10%,16V,X5R,TP,2012 (	1	S.N.A	
...4	C2081	2203-007176	C-CER,CHIP;1000nF,10%,16V,X5R,TP,2012 (	1	S.N.A	
...4	C2083	2203-007176	C-CER,CHIP;1000nF,10%,16V,X5R,TP,2012 (	1	S.N.A	
...4	C2085	2203-007176	C-CER,CHIP;1000nF,10%,16V,X5R,TP,2012 (	1	S.N.A	
...4	C2088	2203-007176	C-CER,CHIP;1000nF,10%,16V,X5R,TP,2012 (	1	S.N.A	
...4	C2090	2203-007176	C-CER,CHIP;1000nF,10%,16V,X5R,TP,2012 (	1	S.N.A	
...4	C2302	2203-007176	C-CER,CHIP;1000nF,10%,16V,X5R,TP,2012 (	1	S.N.A	
...4	C2609	2203-007176	C-CER,CHIP;1000nF,10%,16V,X5R,TP,2012 (	1	S.N.A	
...4	C2610	2203-007176	C-CER,CHIP;1000nF,10%,16V,X5R,TP,2012 (	1	S.N.A	
...4	C4036	2203-007176	C-CER,CHIP;1000nF,10%,16V,X5R,TP,2012 (	1	S.N.A	
...4	C5025	2203-007176	C-CER,CHIP;1000nF,10%,16V,X5R,TP,2012 (	1	S.N.A	
...4	C5032	2203-007176	C-CER,CHIP;1000nF,10%,16V,X5R,TP,2012 (	1	S.N.A	
...4	C7010	2203-007176	C-CER,CHIP;1000nF,10%,16V,X5R,TP,2012 (	1	S.N.A	
...4	C7024	2203-007176	C-CER,CHIP;1000nF,10%,16V,X5R,TP,2012 (	1	S.N.A	
...4	C8502	2203-007176	C-CER,CHIP;1000nF,10%,16V,X5R,TP,2012 (	1	S.N.A	
...4	C8504	2203-007176	C-CER,CHIP;1000nF,10%,16V,X5R,TP,2012 (	1	S.N.A	
...4	C9314_EU	2203-007176	C-CER,CHIP;1000nF,10%,16V,X5R,TP,2012 (	1	S.N.A	
...4	C9315_EU	2203-007176	C-CER,CHIP;1000nF,10%,16V,X5R,TP,2012 (	1	S.N.A	
...4	T0052	2703-000158	INDUCTOR-SMD;1uH,10%,2012	1	S.A	
...4	T0052	2703-000398	INDUCTOR-SMD;10uH,10%,3225	1	S.A	
...4	L9001	2704-000018	INDUCTOR-SMD-ARRAY;15uH,2000mA,2,0.124oh	1	S.N.A	
...4	L9002	2704-000018	INDUCTOR-SMD-ARRAY;15uH,2000mA,2,0.124oh	1	S.N.A	
...4	X202	2801-003773	CRYSTAL-SMD;12MHz,30ppm,28-AAN,20pF,50oh	1	S.A	
...4	T0568	3301-001145	BEAD-SMD;60ohm,4516,TP,70ohm/45MHz,82ohm	1	S.N.A	
...4	T0568	3301-001145	BEAD-SMD;60ohm,4516,TP,70ohm/45MHz,82ohm	1	S.N.A	
...4	T0568	3301-001145	BEAD-SMD;60ohm,4516,TP,70ohm/45MHz,82ohm	1	S.N.A	
...4	T0568	3301-001145	BEAD-SMD;60ohm,4516,TP,70ohm/45MHz,82ohm	1	S.N.A	
...4	T0568	3301-001236	BEAD-SMD;60ohm,1608	1	S.N.A	
...4	T0568	3301-001236	BEAD-SMD;60ohm,1608	1	S.N.A	
...4	T0568	3301-001236	BEAD-SMD;60ohm,1608	1	S.N.A	
...4	T0568	3301-001404	BEAD-SMD;30ohm,2012,TP,15.9OHM/30MHz	1	S.A	
...4	CN6002	3701-001367	CONNECTOR-HDMI;19P,2R,FEMALE,SMD,AU	1	S.A	
...4	CN6009	3701-001367	CONNECTOR-HDMI;19P,2R,FEMALE,SMD,AU	1	S.A	
...4	M0106	3708-001150	CONNECTOR-FPC/FFC/PIC;30P,1mm,SMD-A,SN,Y	1	S.A	
...4	T0077	BN41-01207A	PCB MAIN;s-project DVB,FR-4,4,1.0,1.2,19	1	S.N.A	
...4	ASSY MICOM	BN97-03473A	ASSY MICOM-MAIN;MX25L6405DMI-12G,N76A,20	1	S.N.A	
....5	IC115	1107-001777	IC-FLASH MEMORY;MX25L6405DMI-12G,64Mbit,	1	S.A	
...4	D0254	0402-001019	DIODE-SCHOTTKY;MBRS340,40V,3000mA,DO-214	1	S.A	
...4	D0254	0402-001019	DIODE-SCHOTTKY;MBRS340,40V,3000mA,DO-214	1	S.A	
...4	IC2010	1203-005279	IC-DC/DC CONVERTER;MP2372DN,SOP,8P,4.9x3	1	S.A	
...4	IC2009	1203-005279	IC-DC/DC CONVERTER;MP2372DN,SOP,8P,4.9x3	1	S.A	
...4	R2051_DE	2007-000039	R-CHIP;0ohm,5%,1/10W,TP,1608	1	S.A	
...4	R2052	2007-000039	R-CHIP;0ohm,5%,1/10W,TP,1608	1	S.A	
...4	R2102	2007-000067	R-CHIP;15Kohm,1%,1/10W,TP,1608	1	S.N.A	
...4	R2502	2007-000074	R-CHIP;100ohm,5%,1/10W,TP,1608	1	S.A	
...4	R2032	2007-000708	R-CHIP;3.9Kohm,1%,1/10W,TP,1608	1	S.A	
...4	R2103	2007-000828	R-CHIP;39Kohm,1%,1/10W,TP,1608	1	S.A	

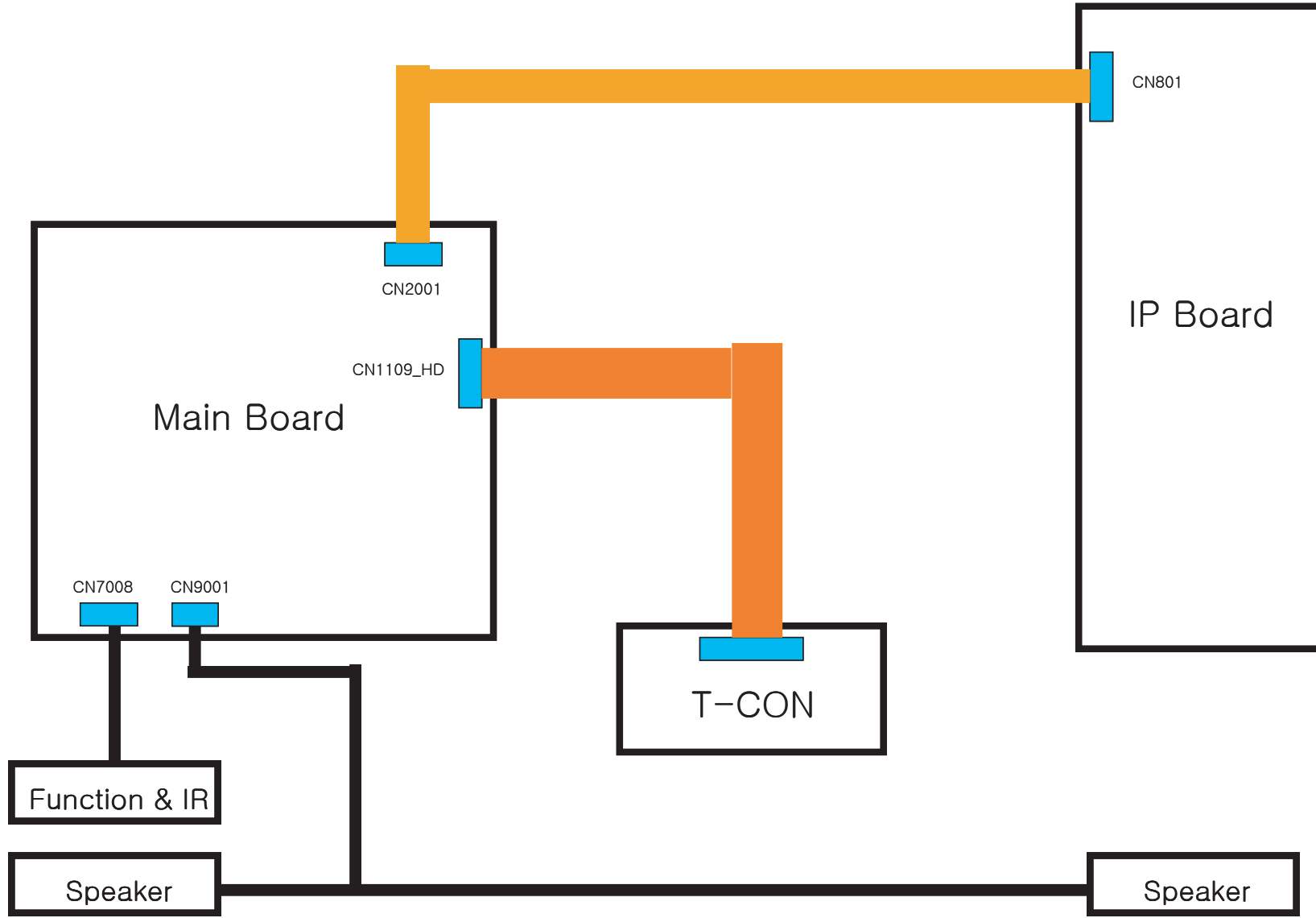
## 5. Exploded View &amp; Part List

Level	Location No.	Code No.	Description & Specification	Q'ty	SA/SNA	Remark
...4	R2101	2007-001175	R-CHIP;8.2Kohm,1%,1/10W,TP,1608	1	S.A	
...4	C2512_DE	2203-000659	C-CER,CHIP;0.27nF,5%,50V,C0G,1608	1	S.A	
...4	C2102	2203-001103	C-CER,CHIP;6.8nF,10%,50V,X7R,1608	1	S.A	
...4	C2605	2203-001103	C-CER,CHIP;6.8nF,10%,50V,X7R,1608	1	S.A	
...4	T0052	2703-002916	INDUCTOR-SMD;10uH,20%,8080	1	S.A	
...4	T0052	2703-003559	INDUCTOR-SMD;4.7uH,20%,8080	1	S.A	
...3	T0066	BP62-00017A	HEAT SINK-ES;SP-50L2HX,A6063S,T2.0,26.2,	1	S.N.A	
...3	JA333	3722-002691	JACK-PIN;2P,Ni,WHT/RED,STRAIGHT	1	S.A	
...3	JA333	3722-002703	JACK-PIN;3P,Ni,GRN/BLU/RED,STRAIGHT	1	S.A	
0.1	M0112	BN91-04036A	ASSY SHIELD;LE32B350F1WXXC	1	S.N.A	
..2	T0081	6001-002284	SCREW-MACHINE;BH,+,M4,L8,ZPC(WHT),SWRCH1	2	S.A	
..2	T0081	6001-002284	SCREW-MACHINE;BH,+,M4,L8,ZPC(WHT),SWRCH1	2	S.A	
..2	T0081	6001-002284	SCREW-MACHINE;BH,+,M4,L8,ZPC(WHT),SWRCH1	2	S.A	
..2	T0081	6001-002284	SCREW-MACHINE;BH,+,M4,L8,ZPC(WHT),SWRCH1	4	S.A	
..2	BR/LINK+PA	6003-000337	SCREW-TAPTYPE;BH,+,S,M4,L10,ZPC(BLK),SWR	4	S.N.A	
..2	PANEL+C/F	6003-001024	SCREW-TAPTYPE;RWH,+,-,B,M4,L12,ZPC(WHT),	2	S.N.A	
..2	BR/LINK+C/	6003-001188	SCREW-TAPTYPE;BH,+,-,B,M4,L10,ZPC(WHT),S	3	S.N.A	
..2	BR/TOP+C/F	6003-001188	SCREW-TAPTYPE;BH,+,-,B,M4,L10,ZPC(WHT),S	2	S.N.A	
..2	GROUND	6003-001439	SCREW-TAPTYPE;BH,+,-,S,M4,L8,ZPC(WHT),SW	1	S.N.A	
..2	M2893	BN39-00691L	LEAD CONNECTOR;LB3F,UL1007#26,16p,500mm,	1	S.A	
..2	M0174	BN44-00289B	IP BOARD;PSIV121C01B,HV32HD_9SS,3mA,11.5	1	S.A	
..2	M0146	BN61-04409A	BRACKET-PANEL SIDE;L450 26INCH,SECC,T1.2	2	S.N.A	
..2	M0115	BN61-04820A	BRACKET-STAND LINK;B650-32,SECC,T1.2	1	S.N.A	
..2	M0107	BN61-05314A	BRACKET-PCB;LB650 32,SECC,T1.2	2	S.N.A	
..2		BN63-05259A	COVER-MAIN;EO,ABS+PMMA,HB,BK23,H/GLOSSY	1	S.N.A	
..2	M0230	BN96-07611U	ASSY CABLE P-FFC;LE32B450,FLAT CABLE,330	1	S.A	
0.1	M0045	BN92-04766B	ASSY ACCESSORY;LE32B350F1WXXC	1	S.N.A	
..2	M0045	BN96-10560A	ASSY ACCESSORY-MANUAL;LE26B350F1WXXC	1	S.A	
...3		AA68-03242Q	MANUAL FLYER-02,SAFETY GUIDE;comm,Samsun	1	S.N.A	
...3	T0076	BN68-00514E	MANUAL FLYER-02,WARRANTY CARD;comm,Samsu	1	S.N.A	
...3		BN68-00907D	MANUAL FLYER-WEEE BATTERY;COMM,SAMSUNG,2	1	S.N.A	
...3	T0511	BN68-02163A	MANUAL USERS;B350,SAMSUNG,9Langs,W.EUROP	1	S.N.A	
..2	M0045	BN96-10560C	ASSY ACCESSORY-CABLE;LE32B350F1WXXC	1	S.A	
...3	T0268	3903-000145	CBF-POWER CORD;DT,EU,FP3/YES,U(IEC C13-R	1	S.A	
...3	T0074	BN59-00865A	REMOCON;DLP,CRT,TM940,EUROPE,39	1	S.A	
...3	M9889	BN63-01798B	CLOTH-CLEAN;cloth,180,200,sea blue,ToC	1	S.N.A	
...3	T0531	BN63-05618B	COVER-BOTTOM;26,32,LB350,HIPS,HB,BK500	1	S.A	
...3	M0560	BN96-01800G	ASSY ACCESSORY-SCREW ZIPPER;26,32,LB350,	1	S.A	
...4	T0081	6002-001294	SCREW-TAPPING;BH,+,M4,L16,ZPC(BLK)	2	S.N.A	
...4	T0081	6002-001294	SCREW-TAPPING;BH,+,M4,L16,ZPC(BLK)	4	S.N.A	
...4		6902-000683	BAG ZIPPER;LDPE,T0.05,W60,L60,TRP,-,-,4-	1	S.N.A	
0.1	M0019	BN92-04820B	ASSY LABEL;LE32B350F1WXXC	1	S.N.A	
0.1	M0003	BN92-04922A	ASSY BOX;32,LB350,EO	1	S.N.A	
..2		BN69-03704A	BOX-SET;32LB350,CB,A-01,DW3, ECT60,YEL,W	1	S.N.A	
0.1	M0113	BN92-04924A	ASSY P/MATERIAL;32,LB350	1	S.N.A	
..2	T0524	6902-000519	BAG PE;HDPE/NITRON,T0.015/T0.05(DOUBLE),	1	S.N.A	

5. Exploded View & Part List

Level	Location No.	Code No.	Description & Specification	Q'ty	SA/SNA	Remark
..2		AA01-00004A	FOIL;2000,2000,NTR,SEH	0.042	S.N.A	
..2	T0214	BN74-00008A	TAPE-OPP MASKING;OPP-2,T0.05,W100,L800M,	2.05	S.N.A	
..2		BN81-02321A	BAG-AIR;LIGHT FLEX PLASTIK,PE WHITE,L120	0.003	S.N.A	
..2		BN69-03934A	WRAP STRETCH FILM;All,HDPE,0.012,500,300	1.5	S.N.A	
....4	C10033_EU	2203-006158	C-CER,CHIP;100nF,10%,16V,X7R,1005	1	S.N.A	

6. Wiring Diagram



<b>CN6009(HDMI2)</b>			
1	HDMI1_RX2+	11	GND
2	GND	12	HDMI1_RXCLK-
3	HDMI1_RX2-	13	CEC
4	HDMI1_RX1+	14	GND
5	GND	15	HDMI1_DDC_SCL
6	HDMI1_RX1-	16	HDMI1_DDC_SDA
7	HDMI1_RX0+	17	GND
8	GND	18	HDMI1_5V
9	HDMI1_RX0-	19	IDENT_HDMI1
10	HDMI1_RXCLK+	20	GND
		21	GND

<b>CN5011 (PC Sound)</b>	
1	GND
2	PC_SR_IN
3	PC_SL_IN
4	NC
5	NC
6	NC
7	NC

<b>CN6002(HDMI1)</b>			
1	HDMI2_RX2+	11	GND
2	GND	12	HDMI2_RXCLK-
3	HDMI2_RX2-	13	CEC
4	HDMI2_RX1+	14	GND
5	GND	15	HDMI2_DDC_SCL
6	HDMI2_RX1-	16	HDMI2_DDC_SDA
7	HDMI2_RX0+	17	GND
8	GND	18	HDMI2_5V
9	HDMI2_RX0-	19	IDENT_HDMI2
10	HDMI2_RXCLK+	20	GND
		21	GND

<b>CN9001 (Speaker out)</b>	
1	USB VCC
2	USB_D-
3	USB_D+
4	GND

<b>CN2001 (Power)</b>	
1	GND
2	GND
3	DET_5V
4	PWM_DIMMING_OUT
5	SW_INVERTER
6	A13V
7	A13V
8	GND
9	A5V
10	A5V
11	GND
12	GND
13	A13V
14	GND
15	A5V
16	SW_POWER

<b>CN7003 (to Function IR)</b>			
1	IR	6	KEY_1
2	GND	7	KEY_2
3	A5V	8	GND
4	LED_INDICATOR	9	SDA
5	BUZZER	10	LED_Control

<b>JA3201_EU (SCART)</b>			
1	SC_SR_OUT	11	SC_G
2	SC_SR_IN	12	NC
3	SC_SL_OUT	13	GND
4	GND	14	GND
5	GND	15	SC_R
6	SC_SL_IN	16	SC_FB
7	SC_B	17	GND
8	IDENT_SC	18	GND
9	GND	19	SC_CVBS_OUT
10	NC	20	SC_CVBS_IN
		21	GND

<b>CN5001 (D-SUB)</b>	
1	PC_RED
2	PC_GREEN
3	PC_BLUE
4	UART_TX2
5	GND
6	GND
7	GND
8	GND
9	PC_5V
10	PC_IDENT
11	UART_RX2
12	SDA_D
13	PC_H_SYNC
14	PC_V_SYNC
15	SCL_D

<b>JA9002 (MONITOR OUT)</b>	
1	GND
2	MONITOR_SL_OUT
3	MONITOR_SL_OUT
4	GND
5	MONITOR_SR_OUT
6	MONITOR_SR_OUT



<b>CN5003 (COMPONENT)</b>	
1	GND
2	IDENT_COMP
3	COMP_AV_Y
4	GND
5	COMP_PB
6	COMP_PB
7	COMP_PR
8	COMP_PR

<b>CN5002 (COMPONENT/AV SOUND IN)</b>	
1	GND
2	COMP_SR_IN
3	COMP_SL_IN
4	GND
5	COMP_SL_IN
6	COMP_SR_IN

## 6-2. Connector Functions

Connector	Functions
CN801 <-> CN2001	Supply main power and dimming signal from IP board to Main Board.
FCN402 <-> CN1109	The LVDS signal transfered from Main Board to Panel.

## 6-3. Cables

Use	Main - T'Con.	Main - Power
Code	26": BN96-07766J (385mm) 32": BN96-07611U(330mm)	26": BN39-00691J (350mm) 32": BN39-00691L (500mm)
Photo		

## **4. Troubleshooting**

---

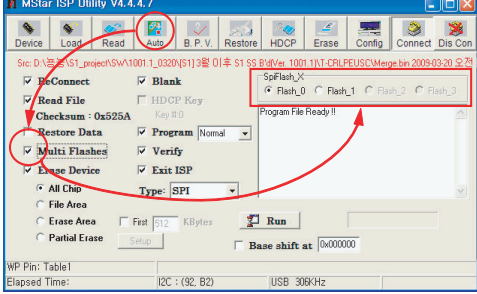
### **4-1. Troubleshooting**

#### **4-1-1. Previous check**


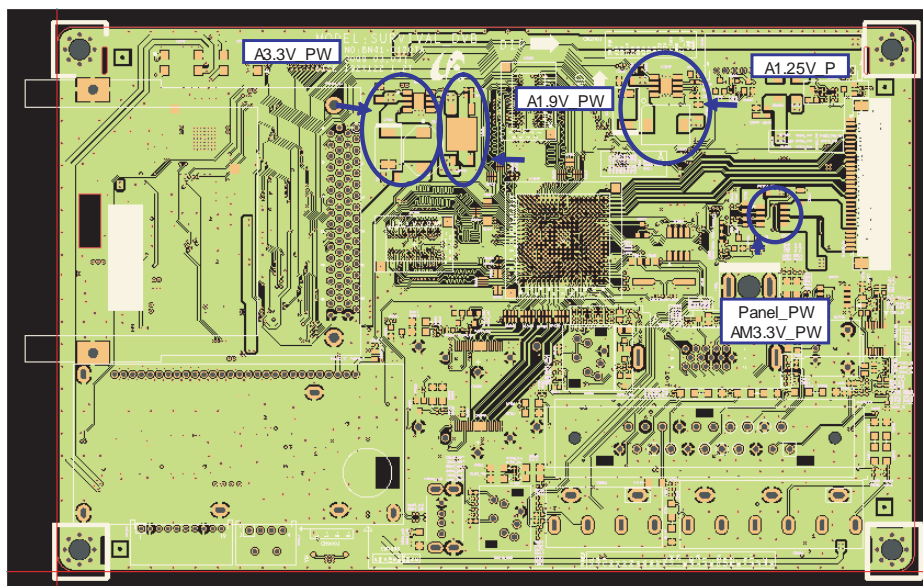
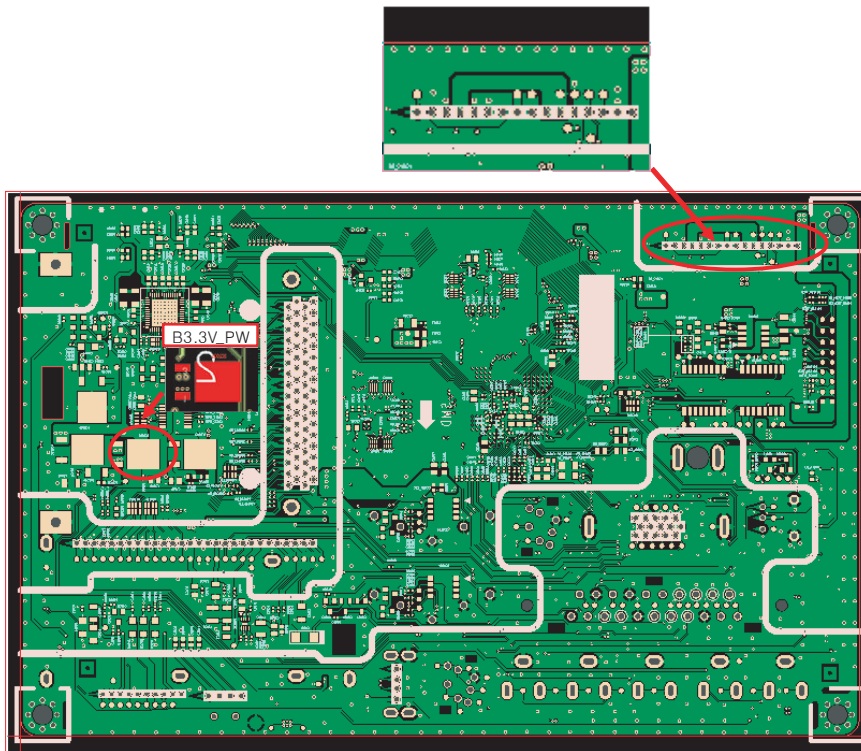
1. Check the various cable connections first.
  - Check to see if there is a burnt or damaged cable.
  - Check to see if there is a disconnected or loose cable connection.
  - Check to see if the cables are connected according to the connection diagram.
2. Check the power input to the Main Board.




**4-1-2. No Power**


Symptom	<ul style="list-style-type: none"> <li>- The LEDs on the front panel do not work when connecting the power cord.</li> <li>- The SMPS relay does not work when connecting the power cord.</li> <li>- The units appears to be dead.</li> </ul>
Major checkpoints	<p>The IP relay or the LEDs on the front panel does not work when connecting the power cord if the cables are improperly connected or the Main Board or SMPS is not functioning. In this case, check the following:</p> <ul style="list-style-type: none"> <li>- Check the internal cable connection status inside the unit.</li> <li>- Check the fuses of each part. - Check the output voltage of SMPS. - Replace the Main Board.</li> </ul>
Diagnostics	 <pre> graph TD     Q1[Lamp(Backlight) Off, power indicator LED on?] -- No --&gt; A1[Change the power cable or IP board]     Q1 -- Yes --&gt; Q2[Does proper DC A5V_PW and A13V_PW at CN2001? A5V: pin # 9, 10, 15 A13V: pin #6, 7, 13]     Q2 -- No --&gt; A2[Change the IP Board]     Q2 -- Yes --&gt; Q3[Does proper main B13V_PW, B5V_PW appear at IC1022? B13V: pin # 5, 6 B5V : pine # 7, 8]     Q3 -- No --&gt; A3[Change the Main Board]     Q3 -- Yes --&gt; Q4[Does proper A3.3V_PW appear at C2067?]     Q4 -- No --&gt; A3     Q4 -- Yes --&gt; Q5[Does proper B3.3V_PW, A1.9V_PW, A1.25V_PW, A3.3V_PW appear? B3.3V : IC2001 pin #2 A1.9V : IC2004 pin#2 A1.25V: C2105]     Q5 -- No --&gt; A3     Q5 -- Yes --&gt; Q6[Does proper PANEL_VCC_PW appear at LVDS connector Pin #1~5 of T-con b'd?]     Q6 -- No --&gt; A4[Change the LVDS cable.]     Q6 -- Yes --&gt; Q7[Does proper DC B12V appear at F1 of T-con board?]     Q7 -- No --&gt; A5[Change the T-con b'd]     Q7 -- Yes --&gt; Q8[A power is supplied to set?]     Q8 -- No --&gt; A6[Check a other function (No picture part) Replace a LCD Panel]     </pre>
Caution	<p>Make sure to disconnect the power before working on the IP board.</p>

1	2	3	4	5	6	7	8	9	10	11	12	13	14	15	16
GND	GND	DET_5V	PWM	SW_INV	A13	A13	GND	A5V	A5V	GND	GND	A13	GND	A5V	SW_POW



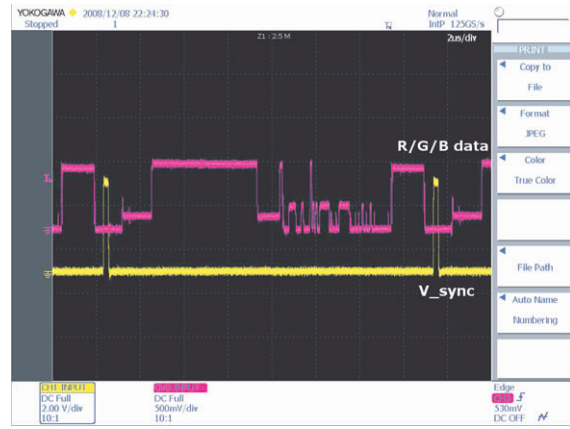
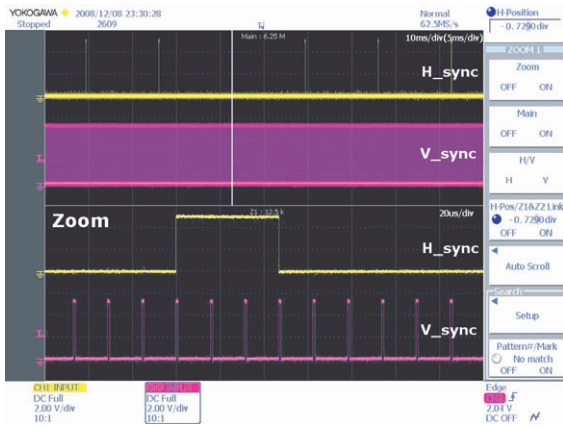
### 4-1-3. No Video (Analog PC signal)

Symptom	<ul style="list-style-type: none"> <li>- Audio is normal but no picture is displayed on the screen.</li> </ul>
Major checkpoints	<ul style="list-style-type: none"> <li>- Check the PC source</li> <li>- Check the Arsenal, SEMS12</li> <li>- This may happen when the LVDS cable connecting the Main Board and the Panel is disconnected.</li> </ul>
Diagnostics	<div style="text-align: center;">  </div> <pre> graph TD     A["Power indicator LED is off. Lamp(Backlight) on, no video"] -- No --&gt; B["Check a set in the 'Stand-by mode' or 'DPMS mode'"]     A -- Yes --&gt; C["Check the PC source and check the connection of D-SUB"]     C -- No --&gt; D["Input the analog PC signal properly."]     C -- Yes --&gt; E["1 Does the signal appear at TP5002, 5003, 5004, 5006, 5008?"]     E -- No --&gt; F["Check CN5001, PC cable. Change the Main Assy"]     E -- Yes --&gt; G["2 Does the digital data appear at Pin #16, 17 (LVDS data clk) of LVDS connector?"]     G -- No --&gt; H["Check IC4010 (SEMS12) Change the main board."]     G -- Yes --&gt; I["Check the LVDS cable? Check the T-Con B'd? Replace the LCD panel?"]     I -- No --&gt; J["Please, Contact Tech support."]     </pre>
Caution	<p>Make sure to disconnect the power before working on the IP board.</p>

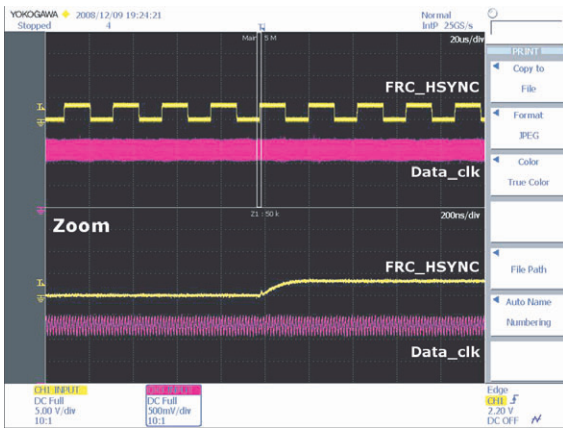


# WAVEFORMS


## 1 PC input (V-sink , H-sink , R/G/B)

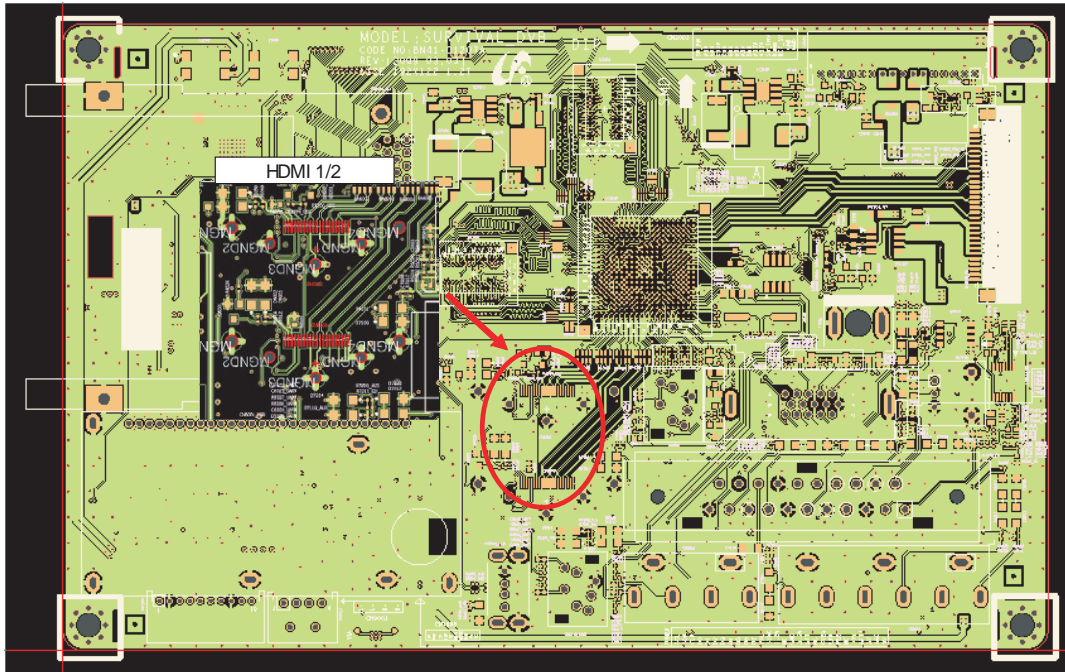


## 2 LVDS output



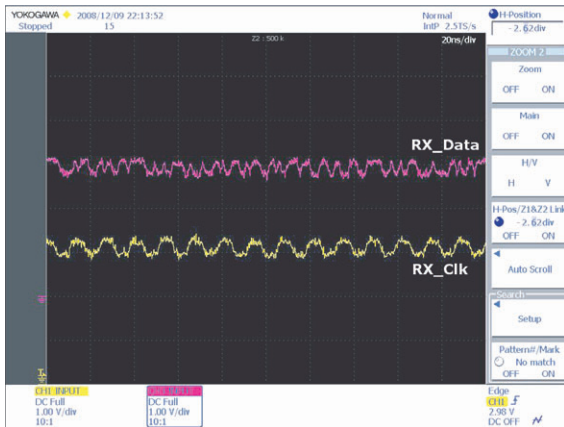
### 4-1-4. No Video (HDMI 1, 2, 3 - Digital Signal)

Symptom	<ul style="list-style-type: none"> <li>- Audio is normal but no picture is displayed on the screen.</li> </ul>
Major checkpoints	<ul style="list-style-type: none"> <li>- Check the HDMI source.</li> <li>- Check the HDMI switch, Check the SEMS12.</li> <li>- This may happen when the LVDS cable connecting the Main Board and the Panel is disconnected.</li> </ul>
Diagnostics	 <pre> graph TD     Q1[Power Indicator is off. Lamp(Backlight) Off, no video?] -- No --&gt; A1[Check a set in the 'Stand-by mode'.']     Q1 -- Yes --&gt; Q2[Check the HDMI source and check the connection of HDMI cable?]     Q2 -- No --&gt; A2[Input the HDMI signal properly]     Q2 -- Yes --&gt; Q3[③ Does the signal appear at IC5001 pin #12, 7 (HDMI RX_CLK, RX_DATA)?]     Q3 -- No --&gt; A3[Check CN5001 Check HDMI cable Change the main ass'y]     Q3 -- Yes --&gt; Q4[② Does the digital data appear at Pin #16, 17 (LVDS data clk) of LVDS connector?]     Q4 -- No --&gt; A4[Check IC4010 (SEMS12) Change the Main Assy]     Q4 -- Yes --&gt; Q5[Check the LVDS cable? Check the T-Con B'd? Replace the LCD panel?]     Q5 -- No --&gt; A5[Please, Contact Tech support]     </pre>
Caution	<p>Make sure to disconnect the power before working on the IP board.</p>

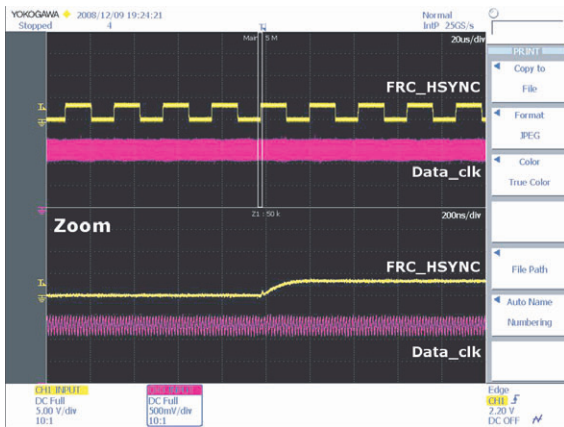


# WAVEFORMS

## 3 HDMI input (RX\_Data, RX\_Clk)




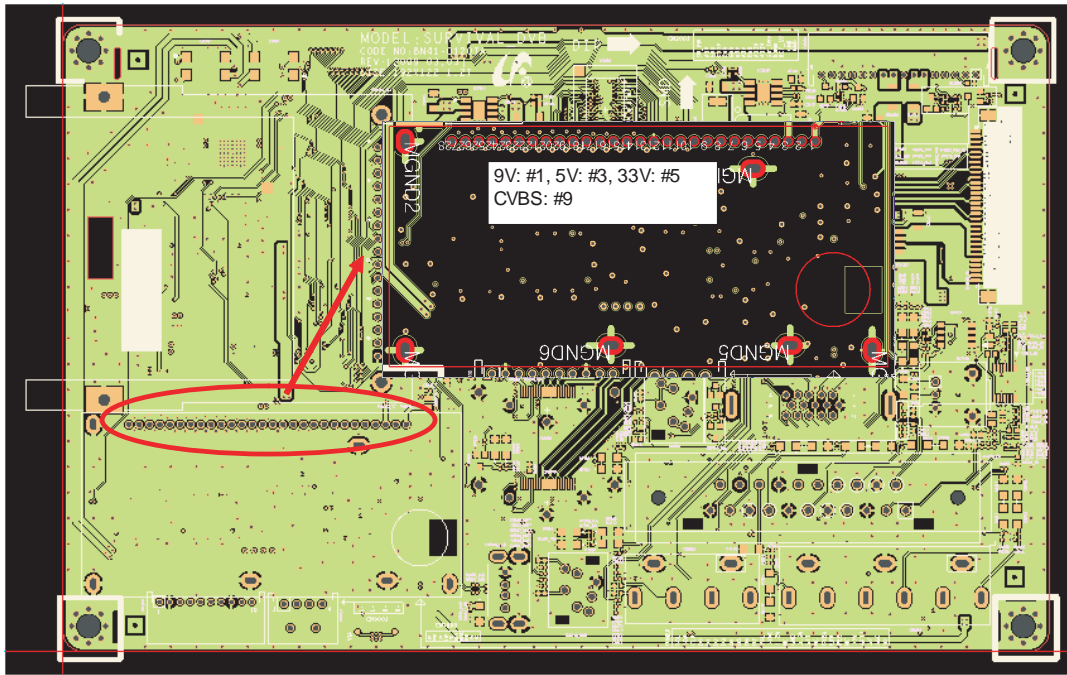
## 2 LVDS output





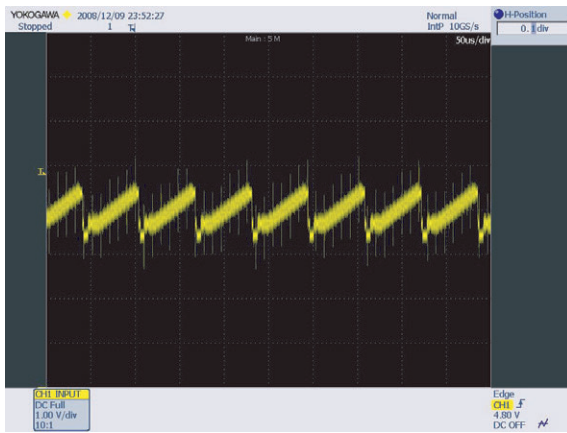
**4-1-5. No Video (Tuner\_CVBS)**

Symptom	<ul style="list-style-type: none"> <li>- Audio is normal but no picture is displayed on the screen.</li> </ul>
Major checkpoints	<ul style="list-style-type: none"> <li>- Check the Tuner CVBS source.</li> <li>- Check the Tuner, Check the SEMS12.</li> <li>- This may happen when the LVDS cable connecting the Main Board and the Panel is disconnected.</li> </ul>
Diagnostics	 <pre> graph TD     Q1[Power indicator LED is off. Lamp(Backlight) on, no video?] -- No --&gt; A1[Check a set in the 'Stand-by mode'.']     Q1 -- Yes --&gt; Q2[Does the DC TU5V_PW, TU33V_PW appear at #3, #5 Pin of Tuner?]     Q2 -- No --&gt; A2[Input the RF source properly.]     Q2 -- Yes --&gt; Q3[Does the CVBS data appear at #9 pin of Tuner?]     Q3 -- No --&gt; A3[Change the Main Assy]     Q3 -- Yes --&gt; Q4[④ Does the CVBS data appear at #9 pin of Tuner?]     Q4 -- No --&gt; A4[Check Tuner Change the Main Assy]     Q4 -- Yes --&gt; Q5[② Does the digital data appear at Pin #16, 17 (LVDS data clk) of LVDS connector?]     Q5 -- No --&gt; A5[Check IC4010 (SEMS12) Change the Main Assy]     Q5 -- Yes --&gt; Q6[Check the LVDS cable? Check the T-Con B'd? Replace the LCD panel?]     Q6 -- No --&gt; A6[Please, Contact Tech support]     </pre>
Caution	<p>Make sure to disconnect the power before working on the IP board.</p>

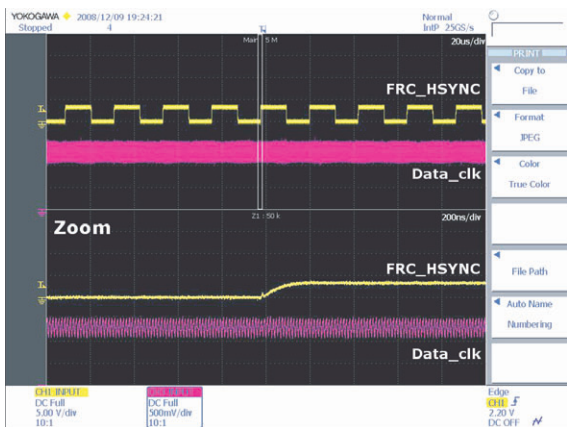


# WAVEFORMS


## 4 CVBS OUT (Grey Bar)

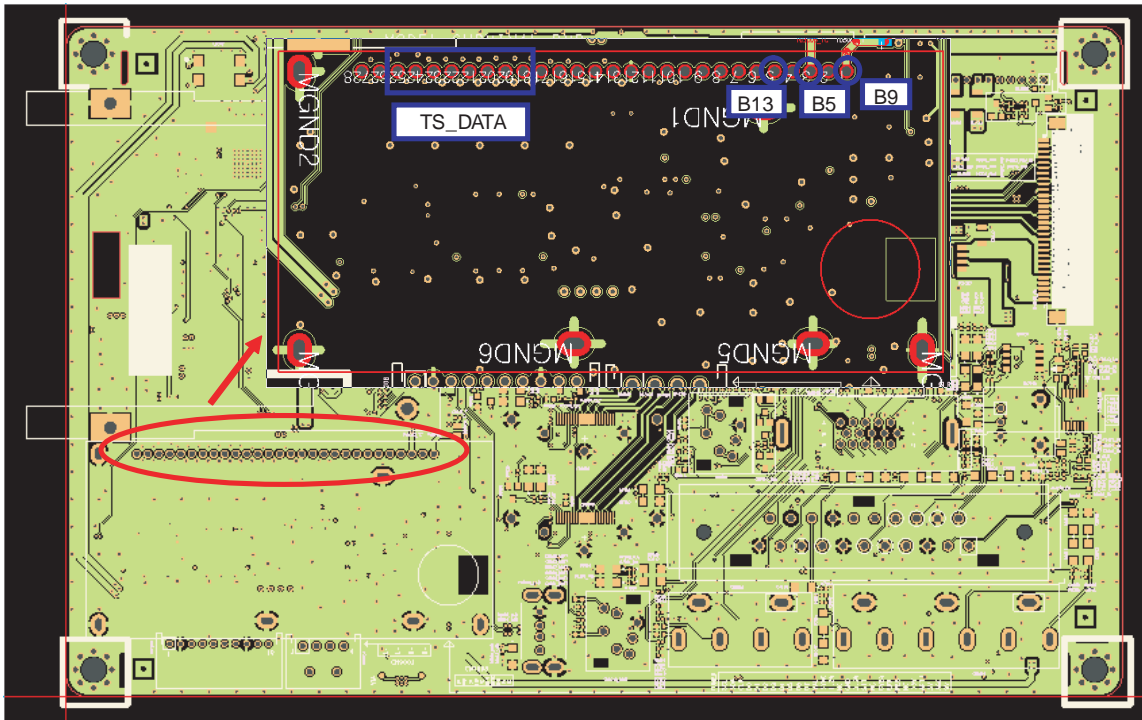


## 2 LVDS output



### 4-1-6. No Video (Tuner DTV)

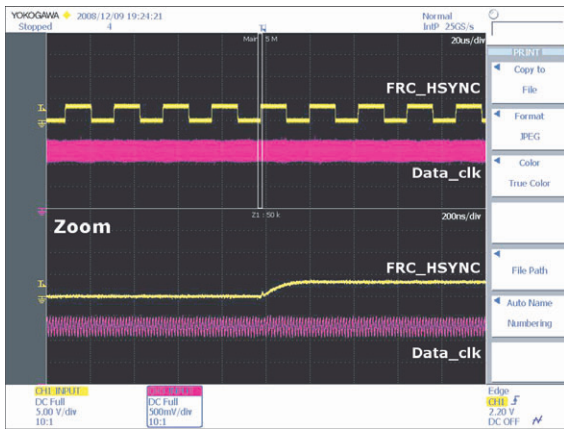
Symptom	<ul style="list-style-type: none"> <li>- Audio is normal but no picture is displayed on the screen.</li> </ul>
Major checkpoints	<ul style="list-style-type: none"> <li>- Check the DTV source.</li> <li>- Check the Tuner, Check the SEMS12.</li> <li>- This may happen when the LVDS cable connecting the Main Board and the Panel is disconnected.</li> </ul>
Diagnostics	 <pre> graph TD     A[Power indicator LED is off. Lamp(Backlight) on, no video] -- No --&gt; B[Check a set in the 'Stand-by mode'.]     A -- Yes --&gt; C[Check the connection of RF cable]     C -- No --&gt; D[Input the RF cable properly.]     C -- Yes --&gt; E[Check the 'signal strength' in Self Diagnosis menu Strength is enough?]     E -- No --&gt; F[Check the D-TV source.]     E -- Yes --&gt; G[Does the DC B5V_VCCT_PW, B1.25VT_PW, B3.3V_PW appear at #3, #15, #12 Pin of Tuner?]     G -- No --&gt; H[Change the Main Assy]     G -- Yes --&gt; I[Does the digital data appear at Pin #16, 17 (LVDS data clk) of LVDS connector?]     I -- No --&gt; J[Check IC4010 (SEMS12) Change the main board.]     I -- Yes --&gt; K[Check the LVDS cable? Check the T-Con B'd? Replace the LCD panel?]     K -- No --&gt; L[Please, Contact Tech support]     </pre>
Caution	<p>Make sure to disconnect the power before working on the IP board.</p>




## WAVEFORMS


2

LVDS output



### 4-1-7. No Video (Video CVBS)

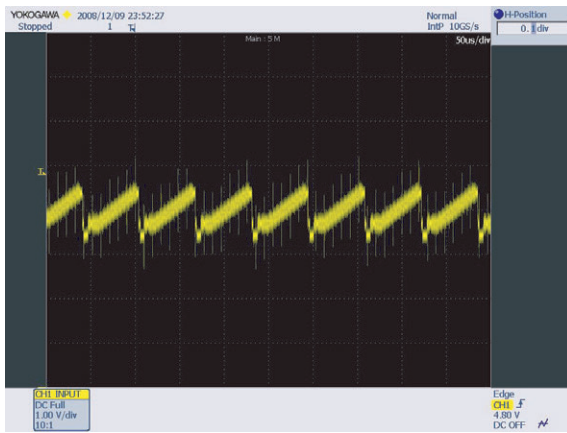
Symptom	<ul style="list-style-type: none"> <li>- Audio is normal but no picture is displayed on the screen.</li> </ul>
Major checkpoints	<ul style="list-style-type: none"> <li>- Check the Video CVBS source</li> <li>- Check the Chelsea.</li> <li>- This may happen when the LVDS cable connecting the Main Board and the Panel is disconnected.</li> </ul>
Diagnostics	 <pre> graph TD     Q1[Power indicator LED is off. Lamp(Backlight) on, no video?] -- No --&gt; A1[Check a set in the 'Stand-by mode'.]     Q1 -- Yes --&gt; Q2[Check the video source and check the connection of video cable?]     Q2 -- No --&gt; A2[Input the video source properly.]     Q2 -- Yes --&gt; Q3[4 Does the CVBS data appear at TP5025?]     Q3 -- No --&gt; A3[Check CN5003 Change the Main Assy]     Q3 -- Yes --&gt; Q4[2 Does the digital data appear at Pin #19,20,34,35 (LVDS Data clk) of LVDS connector?]     Q4 -- No --&gt; A4[Check IC4010 (SEMS12) Change the Main Assy]     Q4 -- Yes --&gt; Q5[Check the LVDS cable? Check the T-Con B'd? Replace the LCD panel?]     Q5 -- No --&gt; A5[Please, Contact Tech support]     </pre>
Caution	<p>Make sure to disconnect the power before working on the IP board.</p>



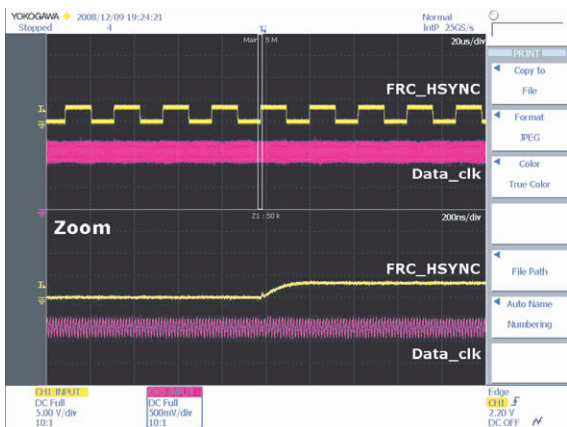


# WAVEFORMS


## 4 CVBS OUT (Grey Bar)




## 2 LVDS output



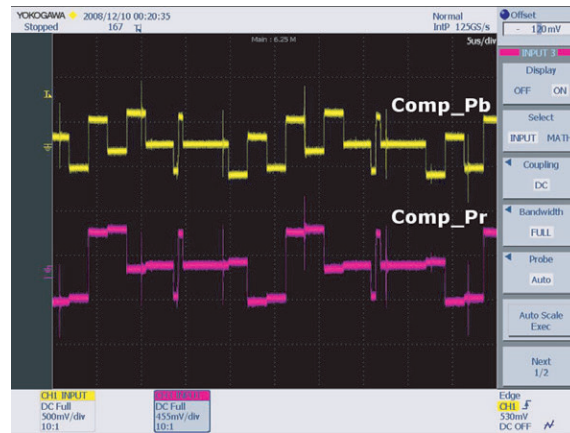
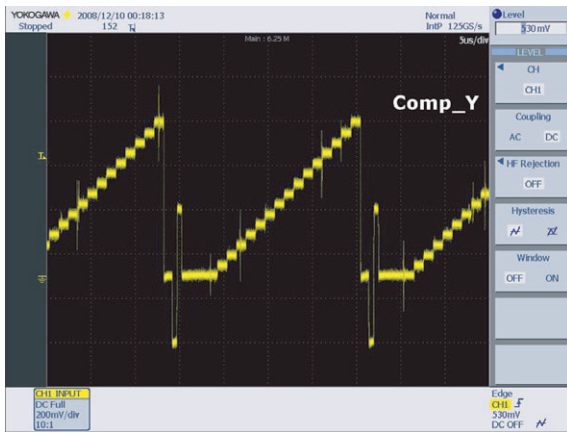
### 4-1-8. No Video (Component)

Symptom	<ul style="list-style-type: none"> <li>- Audio is normal but no picture is displayed on the screen.</li> </ul>
Major checkpoints	<ul style="list-style-type: none"> <li>- Check the Component source</li> <li>- Check the SEMS12.</li> <li>- This may happen when the LVDS cable connecting the Main Board and the Panel is disconnected.</li> </ul>
Diagnostics	 <pre> graph TD     Q1[Power indicator LED is off. Lamp(Backlight) on, no video?] -- No --&gt; A1[Check a set in the 'Stand-by mode'.]     Q1 -- Yes --&gt; Q2[Check the component source and check the connection of component cables(Y,Pb,Pr)?]     Q2 -- No --&gt; A2[Input the component source properly.]     Q2 -- Yes --&gt; Q3[5 Does the component data appear at TP - 5100, 5024, 5025 (Comp1 / Y, Pb, Pr)?]     Q3 -- No --&gt; A3[Check CN5003 Change the Main Assy]     Q3 -- Yes --&gt; Q4[2 Does the digital data appear at Pin #19,20,34,35 (LVDS Data clk) of LVDS connector?]     Q4 -- No --&gt; A4[Check IC4010 (SEMS12) Change the Main Assy]     Q4 -- Yes --&gt; Q5[Check the LVDS cable? Check the T-Con B'd? Replace the LCD panel?]     Q5 -- No --&gt; A5[Please, Contact Tech support]     </pre>
Caution	<p>Make sure to disconnect the power before working on the IP board.</p>

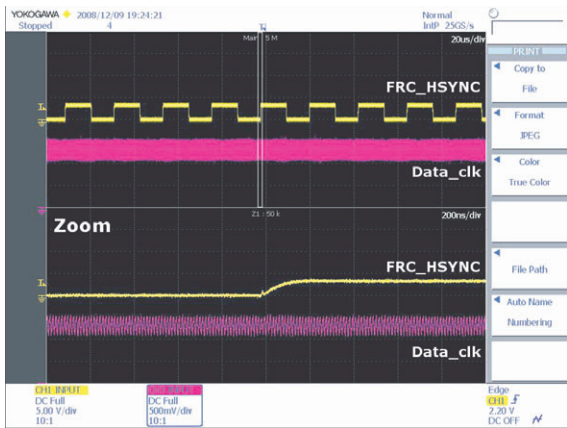


# WAVEFORMS


## 5 Compent\_Y (Gray scale) / Pb / Pr (Color bar)

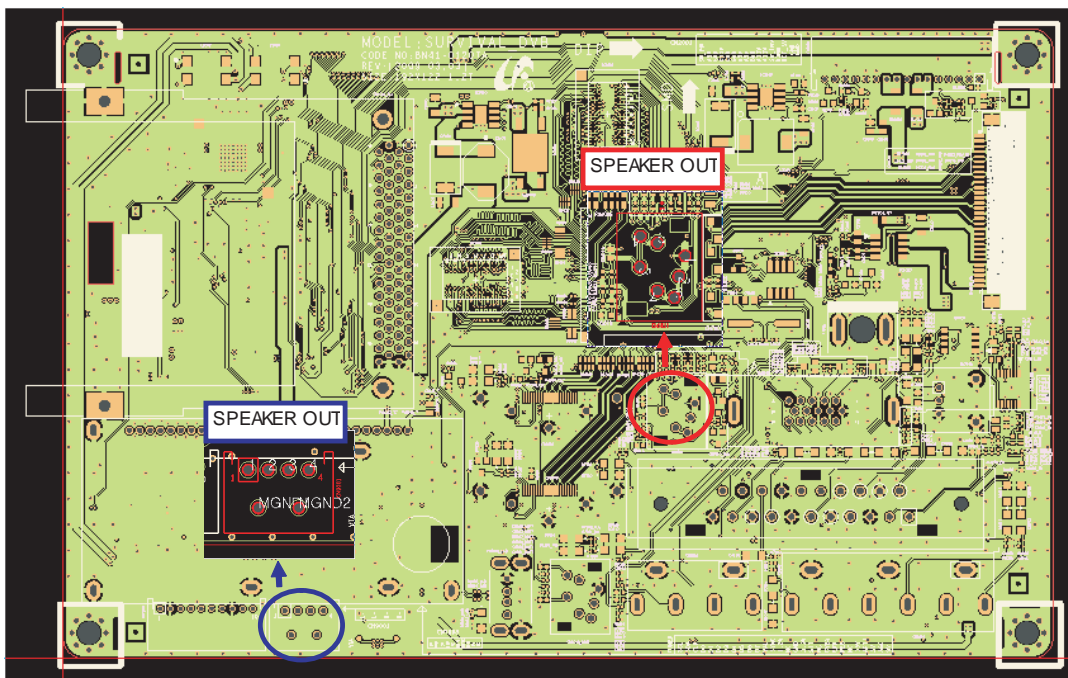



## 2 LVDS output



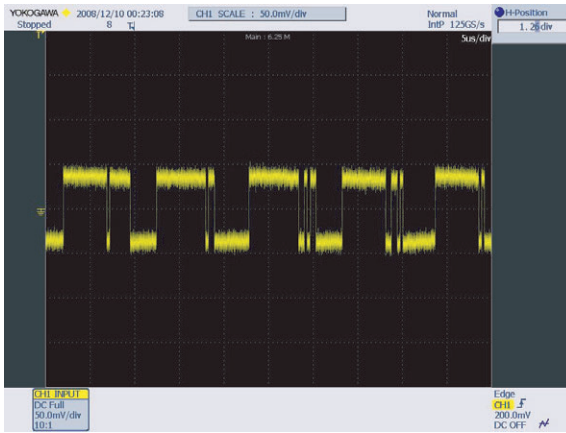
**4-1-9. No Sound**

Symptom	<ul style="list-style-type: none"> <li>- Video is normal but there is no sound..</li> </ul>
Major checkpoints	<ul style="list-style-type: none"> <li>- When the speaker connectors are disconnected or damaged.</li> <li>- When the sound processing part of the Main Board is not functioning.</li> <li>- Speaker defect..</li> </ul>
Diagnostics	 <pre> graph TD     A[Check the source and check the connection of sound cable (Comp/PC/DVI to HDMI).] -- No --&gt; B[Input the sound source properly.]     A -- Yes --&gt; C[Does the sound data appear at CN5002(COMP), CN5011(PC, DVI), CN7005(AV), JA3201_EU(SCART)?]     C -- No --&gt; D[Check CN5002(COMP), CN5011(PC, DVI), CN7005(AV), JA3201_EU(SCART) Change the Main Assy]     C -- Yes --&gt; E[Does the B13V_PW appear at IC1022 pin # 5, 6?]     E -- No --&gt; F[Change the Main Assy]     E -- Yes --&gt; G[Does the I2C data appear at IC9002 pin #13, 14?]     G -- No --&gt; H[Change the Main Assy]     G -- Yes --&gt; I[Does the sound data appear at TP - L-, L+, R-, R+?]     I -- No --&gt; J[Check IC4010 (SEMS12) Check IC9002 (Sound AMP) Change the Main Assy]     I -- Yes --&gt; K[Replace speaker BN96-04769C]     K -- No --&gt; L[Please, Contact Tech support]     </pre>
Caution	<p>Make sure to disconnect the power before working on the IP board.</p>

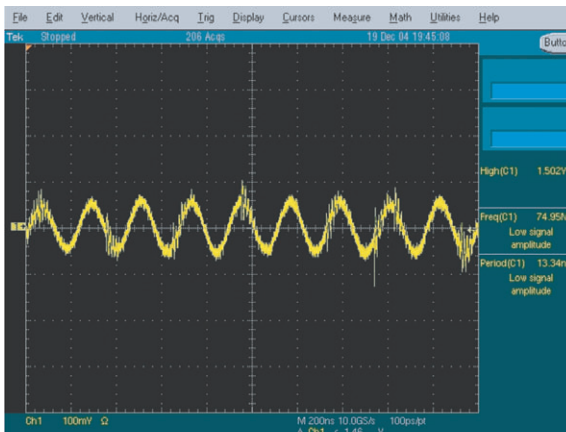


# WAVEFORMS

## 6 I2C Data



## 7 Speaker out



## 4-2. Alignments and Adjustments

### 4-2-1. General Alignment Instruction

1. Usually, a color LCD-TV needs only slight touch-up adjustment upon installation. Check the basic characteristics such as height, horizontal and vertical sync.
2. Use the specified test equipment or its equivalent.
3. Correct impedance matching is essential.
4. Avoid overload. Excessive signal from a sweep generator might overload the front-end of the TV. When inserting signal markers, do not allow the marker generator to distort test result.
5. Connect the TV only to an AC power source with voltage and frequency as specified on the backcover nameplate.
6. Do not attempt to connect or disconnect any wire while the TV is turned on. Make sure that the power cord is disconnected before replacing any parts.
7. To protect against shock hazard, use an isolation transformer.



## 4-3. Factory Mode Adjustments

### 4-3-1 Entering Factory Mode

To enter 'Service Mode' Press the remote -control keys in this sequence :

- If you do not have Factory remote - control



### 4-3-2 How to Access Service Mode

#### Using the Customer Remote

1. Turn the power off and set to stand-by mode
2. Press the remote buttons in this order; POWER OFF - INFO - MUTE - POWER ON to turn the set on.
3. The set turns on and enters service mode. This may take approximately 20 seconds.
4. Press the Power button to exit and store data in memory.  
- If you fail to enter service mode, repeat steps 1 and 2 above.
5. Initial SERVICE MODE DISPLAY State

<b>OPTION</b>
ADC/WB
Control
Advanced
Expert
T-CRLPEUC-XXXX
T-CRLPEUSC-XXXX
DTP-LP-XXXX-XX
DTP-LP-App-XXXX-XX
OPTION : XXXXX XXX
ADC : HDMI X COMP X PC X AV X
EDID : SUCCESS
HDCP : SUCCESS
Build Date : XX-XX-XXXX
Date Of Purchase : XX/XX/XX

\* How to enter the hidden factory mode.

- a. into the factory mode
  - b. move the tap to Advanced
  - c. key input : 0 + 0 + 0 + 0
- \*\* hidden menu : Advanced

#### 6. Buttons operations withn Service Mode

Menu	Full Menu Display/Move to Parent Menu
Direction Keys ▲/▼	Item Selection by Moving the Cursor
Direction Keys ◀/▶	Data Increase / Decrease for the Selected Item
Source	Cycles through the active input source that are connected to the unit

### 4-3-3 Factory Data

<b>OPTION</b>	<b>Factory Name</b>	<b>Data</b>	<b>Range</b>
	Factory Reset		
	Type		19D6THOC, 19I6THOC... (PANEL, INCH), 19A6THOC
	Model	LB350	LB530 / LB540 / LB550 / LB460 / LB360 / LB650 / LB530S
	TUNER	AUTO	Auto/ Sem_SL/ Alps_SL/ Sem_TC
	Region	EU	
	DDR	SAMSUNG	SAMSUNG / Etron
	Light Effect	Off	On / Off
	Ch Table	SUWON	SUWON/SESK/SEH/TTSEC/SDMA/ SERK/SEINSAVIA/SIEL/TSE
	Medialink type		
	Local Set	Other	Others/Russia
	PDP GROUP		

<b>ADC/WB</b>	<b>Factory Name</b>
	ADC ADC Tarhet ADC RESULT WB

<b>ADC</b>	<b>Factory Name</b>	<b>Data</b>	<b>Range</b>
	AV Calibration	Success	Success / Failure
	Comp Calibration	Success	Success / Failure
	PC Calibration	Success	Success / Failure
	HDMI Calibration	Success	Success / Failure

<b>ADC Target</b>	<b>Factory Name</b>	<b>Data</b>	<b>Range</b>
	1st_AV_Low	18	0 ~ 255
	1st_AV_High	220	0 ~ 255
	1st_AV_Delta	1	0 ~ 255
	1st_COMP_Low	16	0 ~ 255
	1st_COMP_High	235	0 ~ 255
	1st_COMP_Delta	1	0 ~ 255
	1st_PC_Low	2	0 ~ 255
	1st_PC_High	253	0 ~ 255
	1st_PC_Delta	1	0 ~ 255
	2nd_Low	1	0 ~ 255
	2nd_High	235	0 ~ 255
	2nd_Delta	1	0 ~ 255

4. Troubleshooting

ADC RESULT	Factory Name	Mode				Range
		AV / RF	Component	HDMI / DTV / HDMI-PC	PC	
	1st_AV_Gain	136	134	136	192	0 ~ 255
	1st_AV_Offset	136	134	136	192	0 ~ 255
	1st_Comp_Gain	136	134	136	192	0 ~ 255
	1st_Comp_Gain_Cb	107	67	100	32	0 ~ 255
	1st_Comp_Gain_Cr	107	67	100	32	0 ~ 255
	1st_Comp_Offset	107	67	100	32	0 ~ 255
	1st_Comp_Offset_Cb	136	134	136	192	0 ~ 255
	1st_Comp_Offset_Cr	136	134	136	192	0 ~ 255
	1st_PC_R_Gain	136	134	136	192	0 ~ 255
	1st_PC_G_Gain	107	67	100	32	0 ~ 255
	1st_PC_B_Gain	136	134	136	192	0 ~ 255
	1st_PC_R_Offset	136	134	136	192	0 ~ 255
	1st_PC_G_Offset	136	134	136	192	0 ~ 255
	1st_PC_B_Offset	107	67	100	32	0 ~ 255
	2nd_R_Offset	107	67	100	32	0 ~ 255
	2nd_G_Offset	107	67	100	32	0 ~ 255
	2nd_B_Offset	136	134	136	192	0 ~ 255
	2nd_R_Gain	136	134	136	192	0 ~ 255
	2nd_G_Gain	136	134	136	192	0 ~ 255
	2nd_B_Gain	107	67	100	32	0 ~ 255

WB	Factory Name	Mode			
		AV	Component	HDMI / DTV	PC
	Sub Brightness	128	128	128	128
	R_Offset	512	512	512	512
	G_Offset	512	512	512	512
	B_Offset	512	512	512	512
	Sub Contrast	128	128	128	128
	R_Gain	512	512	512	512
	G_Gain	512	512	512	512
	B_Gain	512	512	512	512
	Movie R Offset	128	128	128	128
	Movie B Offset	512	512	512	512
	Movie R Gain	512	512	512	512
	Movie B Gain	512	512	512	512

<b>Control</b>	<b>Factory Name</b>
	EDID Sub Option PDP Option Hotel Option Shop Option Sound Config Option

<b>EDID</b>	<b>Factory Name</b>	<b>Data</b>	<b>Range</b>
	EDID ON/OFF	Off	On / Off
	EDID WRITE ALL	Success	Success / Failure
	EDID WRITE PC	Success	Success / Failure
	EDID WRITE DVI	Success	Success / Failure
	EDID WRITE HDMI1	Success	Success / Failure
	EDID WRITE HDMI2	Success	Success / Failure
	EDID WRITE HDMI3	Success	Success / Failure
	EDID WRITE HDMI4	Success	Success / Failure
	EDID VERSION	HDMI 1.3	HDMI 1.2 / HDMI 1.3

4. Troubleshooting

Sub Option	Factory Name	Data	Range
	Mute Time(VIDEO)	4	0 ~ 10
	ready	Failure	Success / Failure
	TTX LIST	FOLF	FLOF / LIST
	TTX	On	On / Off
	TTX Group	Lang OSD	Lang OSD/ W Europe/E Europe/Russia/Greek/Turkey/Arab/Farsi/ArabHbrw
	Hotplug	On	On / Off
	Hotplugcontrol	On	On / Off
	Spread Spectrum		
	Auto Power	On	On / Off
	DDR		
	Arab	Off	On / Off
	NT Conversion	Off	On / Off
	Mirror	On	On / Off
	HDMI EQ1	Middle	Low / Middle / High / Strong
	HDMI EQ2	Middle	Low / Middle / High / Strong
	HDMI EQ3	Middle	Low / Middle / High / Strong
	HDMI EQ4	Middle	Low / Middle / High / Strong
	EER Count		
	WM Calib		
	Panel Enter Key		
	Panel Display Time	XHr	
	CHECKSUM	0x0000	
	View Log		
	Font Data Viewer		
	Dimm Type	EXT	INT / EXT / INT_NEG / INT_POS / EXT_NEG
	Gamma	Off	Off / 0.85 / 0.88 / 0.90 / 0.93 / 0.95 / 0.98
	Carrier Mute	Off	On / Off
	Anynet+	On	On / Off
	HPD Polarity		
	High Devi	Off	On / Off
	Volum Curve	NT	NT / EU / EA
	HotPlug Delay	9	0 ~ 63
	HP Ident	Low	Low / High
	PC Ident	On	On / Off
	Language	China	
	Info Live		
	Watchdog	On	On / Off
	LVDS Format	JEIDA	JEDIA / VESA
	OSD Resolution	1920*1080	
	Bus Stop		
	OTA Code		
	Panel Auto Setting		
	OTA Duration Test		
	Alternate Del		
	Ignore VCT Version	Off	

<b>Spread Spectrum</b>	<b>Factory Name</b>	<b>Data</b>	<b>Range</b>
	Spread Spectrum	On	On / Off
	Period	60K	40K / 50K / 60K
	Amplitude	2	0 / 0.5 / 1 / 1.5 / 2
	DDR Spread	2% Spread	Off / 1% Spread / 2% Spread

<b>PDP Option</b>	<b>Factory Name</b>	<b>Data</b>	<b>Range</b>
	PIXEL SHIFT TEST	Off	On / off
	LOGIC CONNECT	Off	On / off
	PATTERN SELECT	0	0 ~ 31
	PANEL VERSION		
	PANEL INCH		
	PANEL TYPE		
	PANEL TEMPERATURE		
	LOGIC SW VERSION		
	LOGIC SW CHECKSUM		
	SAPC_Timer	On	On / off
	APC_Speed	Slow	Slow / Fast
	LOGIC USB D/L	Failure	Not Match / Match / Failure

<b>Hotel Option</b>	<b>Factory Name</b>	<b>Data</b>	<b>Range</b>
	Hotel Mode	Off	On / Off
	Power On Channel	3	TV / S-Video / Comp1 / PC / HDMI1 / HDMI2 / HDMI4
	Power On Source	TV	
	Power On Volume	10	
	Min Volume	0	
	Max Volume	100	
	Panel Button Lock	Off	On / Off
	Pic Menu Lock	Off	On / Off
	Music Mode (AV)	Off	On / Off
	Music Mode (PC)	Off	On / Off
	Music Mode (Comp)	Off	On / Off
	Music Mode Backlight	Off	On / Off
	Menu Display	On	On / Off
	Power On Option	Last Option	Standby / Power On / Last Option
	Ch Remap On/Off		
	Program Ch		
	Original Ch/Src		
	Auto PC	Off	On / Off
	Energy Saving	Off	Off / Low / Mid / High / Auto
	Cloning : TV to USB		
	Cloning : USB to TV		
	Welcome Message		

4. Troubleshooting

Shop Option	Factory Name	Data	Range
	Shop Mode	Off	On / Off
	USB DEMO ON (SEC)		
	USB DEMO OFF (SEC)		

Sound	Factory Name	Data	Range
	FM Prescale	20	
	AM Prescale	21	
	Nicam Prescale	20	
	A2 M2S Threshold	10	
	A2 S2M Threshold	10	
	A2 PilotPhaseOn	0	
	A2 PilotPhaseOff	0	
	A2 Identon	0	
	A2 Identoff	0	
	A2 Carr1AmpOnThr	16h	
	A2 Carr1AmpOffThr	14h	
	A2 Carrier1SNRonThr	0	
	A2 Carrier1SNRoffThr	0	
	A2 Carr2AmpOnThr	0	
	A2 Carr2AmpOffThr	0	
	A2 Carrier2SNRonThr	0	
	A2 Carrier2SNRoffThr	0	
	Nicam Sig Error On	16h	
	Nicam Sig Error Off	14h	
	Compression mode	RF	
	Dolby Test Mode	OFF	
	DTV Level	0dB	
	Master Vol	1EH	
	PWM Modulation	FEH	
	DRC1 Threshold	12H	
	DRC2 Threshold	12H	
	Speaker EQ	On	
	SC1 Vol	16	
	SC2 Vol	16	
	Audio Delay	60	
	SUB AMP Master Vol		
	SUB AMP PWM Mod		
	SUB DRC Thresh		
	SUB Speaker EQ		

Config Option	Factory Name	Data	Range
	AV Number	2	0 ~ 2
	SVIDEO Number	0	0 ~ 1
	COMP Number	2	0 ~ 2
	HDMI Number	4	0 ~ 4
	SCART Number	0	
	DVI Number	1	0 ~ 1
	HP Number	1	0 ~ 1
	USB PORT		
	LNA SUPPORT	On	On / Off
	MFT OFFSET		

<b>Advanced</b>	<b>Factory Name</b>
	FBE WB Movie EPA Standard ADJUST YC_Delay SHARPNESS PE PQ Others Color Space EEPROM RESET

<b>WB Movie</b>	<b>Factory Name</b>	<b>Data</b>	<b>Range</b>
	WB Movie	Off	On / Off
	Color Mode	---	Dynamic / Standard / Movie
	Color Tone	---	Cool / Normal / Warm1 / Warm2
	Msub Brigh	---	0 ~ 255
	Msub Contr	---	0 ~ 255
	W1_RGAIN	---	0 ~ 255
	W1_BGAIN	---	0 ~ 255
	W1_ROFFS	---	0 ~ 255
	W1_BOFFS	---	0 ~ 255
	W2_RGAIN	---	0 ~ 255
	W2_BGAIN	---	0 ~ 255
	W2_ROFFS	---	0 ~ 255
	W2_BOFFS	---	0 ~ 255
	N_RGAIN	---	0 ~ 255
	N_BGAIN	---	0 ~ 255
	N_ROFFS	---	0 ~ 255
	N_BOFFS	---	0 ~ 255
	Movie Contr	---	3 ~ 100
	Movie Brigh	---	2 ~ 100
	Movie Color	---	1 ~ 100
	Movie Sharp	---	0 ~ 100
	Movie Tint	---	0 ~ 50
	Movie BkLight	---	0 ~ 10
	M.Gamma	---	Off / 0.85 / 0.88 / 0.90 / 0.93 / 0.95 / 0.98 / M1 / M2 / M3 / M4
	M_Sub Gamma	---	-3 ~ +3



4. Troubleshooting

<b>EPA Standard</b>	<b>Factory Name</b>	<b>Data</b>	<b>Range</b>
	Std Contr	95	0 ~ 100
	Std Bright	45	0 ~ 100
	Std Sharp	50	0 ~ 100
	Std Color	50	0 ~ 100
	Std Tint	50	0 ~ 100
	Std Backlight	7	0 ~ 10

<b>ADJUST</b>	<b>Factory Name</b>	<b>Data</b>	<b>Range</b>
	Dynamic Dimming	Off	On / Off
	LNA Plus		
	Power Key Protect	Off	On / Off
	Uart Select	Auto Wall	Auto Wall / Debug / MDC / On1 / On2
	Debug Mode	Debug Off	Debug Off / Debug Smart / Debug RunTime
	Back End Mute		
	PDP FRC		
	Visual Test	Disable	Disable / Enable
	Standby Mode Time	45 Min	2 Min / 45 Min
	Delete alt.ver	2 Flash	
	OTA confirm Time	90 Min	2 Min / 90 Min
	OTA limit Time	3 Hour	3 Min / 3 Hour
	Dynamic CE	Off	On / Off
	FWC	Off	On / Off
	1080p 48Hz	On	On / Off
	PWM Max	100	1 ~ 100
	Quick Start		
	DTV LNA	Auto	Auto / On / Off
	HDCP Download	On	On / Off
	Test Pattern	Off	Off / 1 ~ 13

<b>LNA Plus</b>	<b>Factory Name</b>	<b>Data</b>	<b>Range</b>
	RF dB1 Level	3	0 ~ 255
	RF dB2 Level	6	0 ~ 255
	RF dB3 Level	12	0 ~ 255
	RF dB4 Level	31	0 ~ 255

<b>YC_Delay</b>	<b>Factory Name</b>	<b>Data</b>	<b>Range</b>
	PAL BG	1	0 ~ 3
	PAL DK	1	0 ~ 3
	PAL I	1	0 ~ 3
	SECAM BG	4	0 ~ 7
	SECAM DK	4	0 ~ 7
	SECAM I	4	0 ~ 7
	NTSC 358	1	0 ~ 3
	NTSC 443	1	0 ~ 3
	AV PAL	1	0 ~ 3
	AV SECAM	4	0 ~ 7
	AV NT358	1	0 ~ 3
	AV NT443	1	0 ~ 3
	AV PAL60	1	0 ~ 3

SHARPNESS	Factory Name	Data							
		Data	Range	component		HDMI		DTV	
		RF	CVBS	SD	HD (720p)	SD	HD (720p)	SD	HD (720p)
H1 Gain	25	25	25	20	25	20	25	20	
H2 Gain	12	12	12	8	12	8	12	8	
H3 Gain	10	10	C	8	8	8	C	8	
H4 Gain	8	8	8	8	8	8	8	8	
V1 Gain	20	20	20	20	20	20	20	20	
V2 Gain	12	12	12	8	12	8	12	8	
H overshoot	20	20	20	FF	20	FF	20	FF	
V overshoot	20	20	20	20	20	20	20	20	
H undershoot	20	20	20	FF	20	FF	20	FF	
V undershoot	20	20	20	20	20	20	20	20	
Coring TH2	1	1	1	1	1	1	1	1	
Coring TH1	1	1	1	1	1	1	1	1	

SHARPNESS	Data		Range
	Comp/HDMI/DTV 720p	PC / HDMI PC	
	20	8	
8	8	0 ~ 3F	
8	8	0 ~ 3F	
8	8	0 ~ 3F	
20	8	0 ~ 3F	
8	8	0 ~ 3F	
FF	0	0 ~ FF	
20	0	0 ~ FF	
FF	0	0 ~ FF	
20	0	0 ~ FF	
1	0	0 ~ F	
1	0	0 ~ F	

PE	Factory Name	Data							Range
		RF	CVBS	component		HDMI	DTV	PC / HDMI PC	
				SD	HD				
Skin x	0	0	0	0	0	0	0	0	0 ~ 11
Skin y	0	0	0	0	0	0	0	0	0 ~ 11
B_slope	A0	A0	A0	A0	A0	A0	A0	80	80~FF
DLC_ML	60	60	60	60	60	60	60	60	0~FF
DLC_MH	70	70	70	70	70	70	70	70	0~FF
DLC_H	EB	EB	EB	EB	EB	EB	EB	EB	0~FF
Skin_SAT	0	0	0	0	0	0	0	0	0~F
Skin_HUE	40	40	40	40	40	40	40	0	0~7F
M_Skin_HUE	40	40	40	40	40	40	40	0	0~7F
M_Skin_x	0	0	0	0	0	0	0	0	0 ~ 11
M_Skin_y	0	0	0	0	0	0	0	0	0 ~ 11
Mid_color_level	180	180	180	180	180	180	180	180	0 ~ 255
M_Mid_color_level	180	180	180	180	180	180	180	180	0 ~ 255

4. Troubleshooting

<b>PQ Others</b>	<b>Factory Name</b>	<b>Data</b>	<b>Range</b>
	7.5 IRE NTSC 7.5 IRE	On 0	On / Off 0 ~ 60

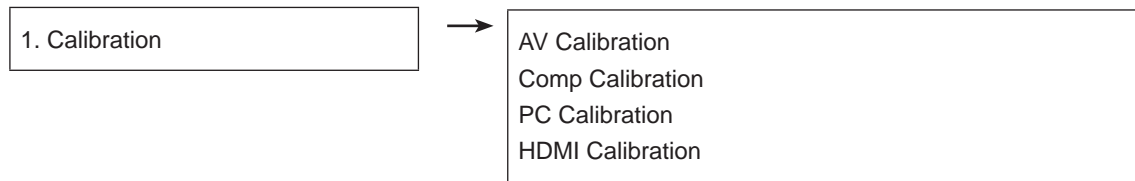
<b>Color Space</b>	<b>Factory Name</b>	<b>RF AV</b>	<b>Comp SD HDMI SD DTV SD</b>	<b>COMP HD HDMI HD DTV HD</b>	<b>RF AV</b>	<b>Comp SD HDMI SD DTV SD</b>	<b>COMP HD HDMI HD DTV HD</b>	<b>PC/HDMI PC</b>	<b>Range</b>
		<b>Native</b>	<b>Native</b>	<b>Native</b>	<b>Auto</b>	<b>Auto</b>	<b>Auto</b>	<b>-</b>	<b>Color Space</b>
	Red Sat	4	4	4	0	0	0	0	0~F
	Red Hue	40	40	40	40	40	40	40	0~7F
	Green Sat	7	7	7	0	0	0	0	0~F
	Green Hue	7F	7F	7F	40	40	40	40	0~7F
	Blue Sat	A	A	A	0	0	0	0	0~F
	Blue Hue	50	50	50	40	40	40	40	0~7F
	Cyan Sat	A	A	A	0	0	0	0	0~F
	Cyan Hue	50	50	50	40	40	40	40	0~7F
	Magenta Sat	4	4	4	0	0	0	0	0~F
	Magenta Hue	40	40	40	40	40	40	40	0~7F
	Yellow Sat	2	2	2	0	0	0	0	0~F
	Yellow Hue	40	40	40	40	40	40	40	0~7F
	FWC CB	15	15	15	15	15	15	15	0~30
	FWC CR	15	15	15	15	15	15	15	0~30

<b>EEPROM RESET</b>	<b>Factory Name</b>	<b>Data</b>
	EEPROM RESET	Enter - Set off
	NVR All Clear	Off/On


<b>Tuner Status (Read Only)</b>	
	Factory name
	Frequency
	LNA status
	BandWidth
	FFT
	Modulation
	Code Rate
	GI
	Hier Modulation
	Frequency Offset
	AGC
	UCB
	PLL Type
	DEMOD Type
	TPS Lock
	RS Lock

## 4-4. White Balance - Calibration

### 4-4-1 White Balance -Calibration



### 4-4-2 White Balance - Adjustment



(W/B adjustment Condition refer next page)


## 4-5. White Ratio (Balance) Adjustment

1. You can adjust the white ratio in factory mode (1:Calibration, 3:White-Balance).
2. Since the adjustment value and the data value vary depending on the input source, you have to adjust these in CVBS, Component 1 and HDMI 1 modes.
3. The optimal values for each mode are configured by default. (Refer to Table 1, 2)  
It varies with Panel's size and Specification.

- Equipment : CS-210
- Pattern: MIK K-7256 #92 "Flat W/B Pattern" as standard
- Use other equipment only after comparing the result with that of the Master equipment.

- Set Aging time : 60min ↑

- Calibration and Manual setting for WB adjustment.



- HDMI : Calibration at #24 Chessboard Pattern → Manual adjustment #92 pattern (720p)
- COMP: Calibration at #24 Chessboard Pattern → Manual adjustment at #92 pattern (720p)
- CVBS: Calibration at #24 Chessboard Pattern → Manual adjustment at #92 pattern (PAL)

- If finishing in HDMI mode, adjustment coordinate is almost same in AV/COMP mode.
- White Balance Manual Adjustment

#### 4. Troubleshooting




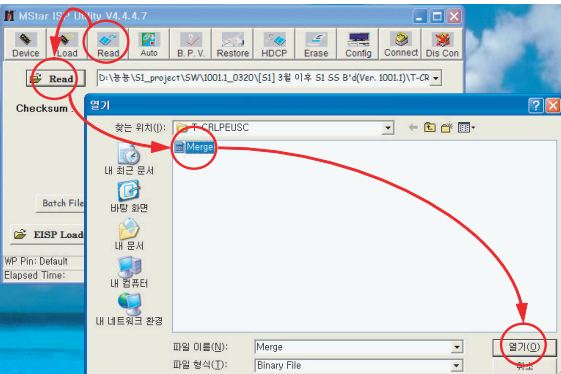
P-Mode	Adjustment Coordinate				
		x	y	Y (Luminance)	T(K) + MPCD
CVBS (PAL)	H/L	272	278	- (Sub_CT:130)	12,000 (±0)
	L/L	272	278	12.6cd/m <sup>2</sup> (3.7 Ft)	12,000 (±0)
COMP (720P)	H/L	272	278	- (Sub_CT:130)	12,000 (±0)
	L/L	272	278	13.0cd/m <sup>2</sup> (3.8 Ft)	12,000 (±0)
HDMI (720P)	H/L	272	278	- (Sub_CT:130)	12,000 (±0)
	L/L	272	278	13.0cd/m <sup>2</sup> (3.8 Ft)	12,000 (±0)

- Adjustment Specification

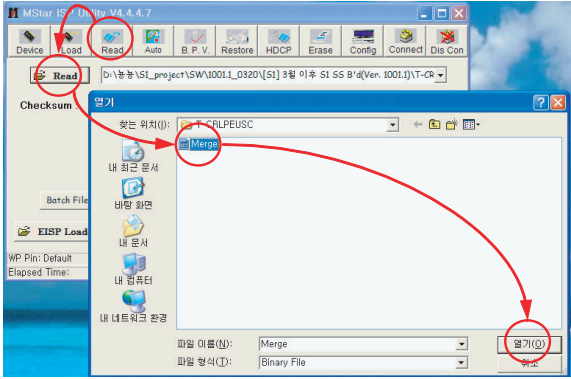
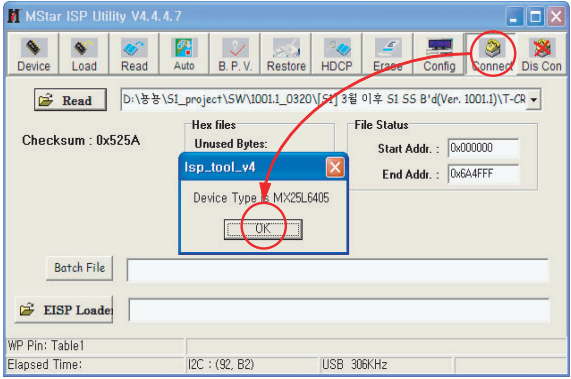
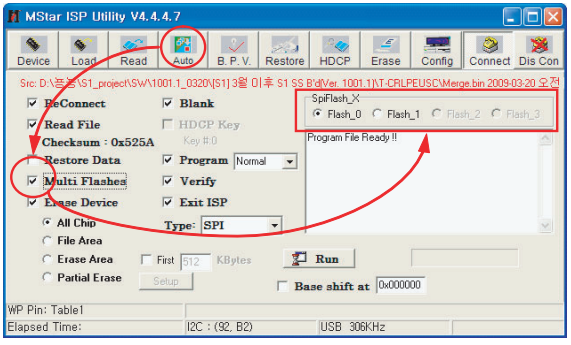
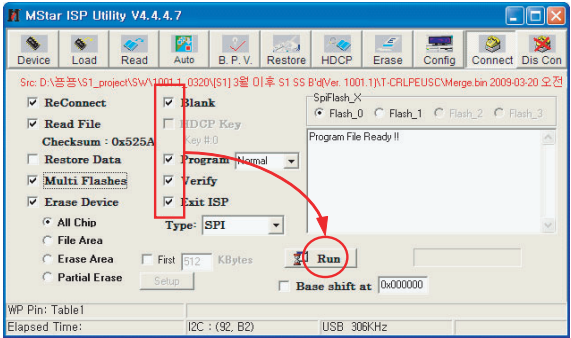
White Balance : High light (±1), Low light (±3)

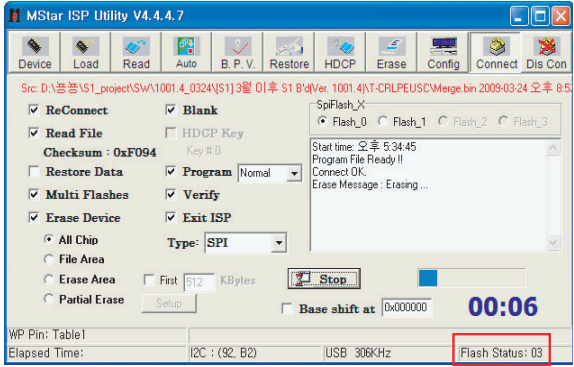
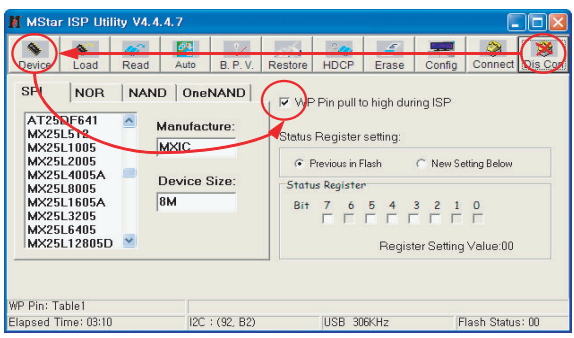
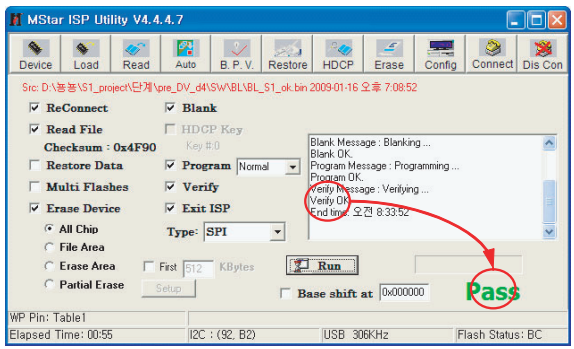
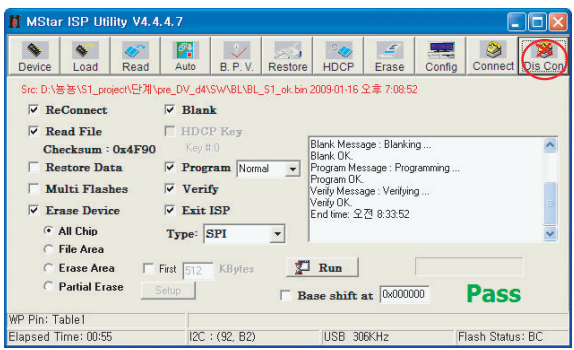
Luminance : High light (Don't care), Low light (±0.2 Ft/L)

## 4-6. S/W UPDATE MANUAL (use ISP TOOL &amp; JIG)

Order		Description	ETC.
1	Connect Mstar JIG to the TV Set with D-SUB cable.		
2	Enter the factory mode and Check the Flash of current S/W.		
3	Open the Flash Downloader. (ISP TOOL)		
4	Select the 'Read' Tab and Choose the S/W. (merge.bin)		

4. Troubleshooting

Order		Description	ETC.
4	Select the 'Read' Tab and Choose the S/W. (merge.bin)		
5	Select the 'Connect' Tab and Check the Device Type Message.		
6	Select the 'Auto' Tab and Check 'Multi Flashes'. After you can see the "SpiFlash_X" menu. Check the same Flash no. that Current Flash on factory menu.		
7	Check all process and push 'Run'.		

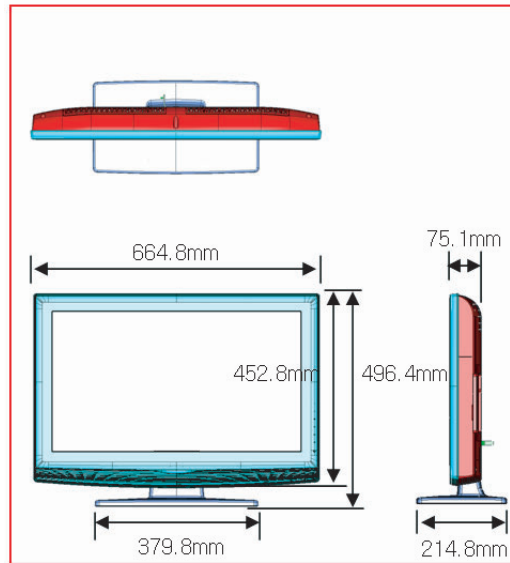
Order	Description	Description	ETC.
8	Check Flash Status. '03' is OK. (Go to order 9.)	 <p>The screenshot shows the MStar ISP Utility V4.4.4.7 interface. The 'Flash Status' at the bottom right is highlighted with a red box and shows the value '03'. The 'Status Register' section is also visible, showing a value of '00'.</p>	
8-1	If Flash Status is 'BC', Select 'Dis Con' Tab. After Select 'Device' Tab. and Check 'WP Pin pull to high during ISP'. (Return to order 6.)	 <p>The screenshot shows the 'Device' tab selected. The checkbox 'WP Pin pull to high during ISP' is checked and circled in red. The 'Status Register' section shows a value of '00'.</p>	
9	Check the Verify OK, and 'PASS' message.	 <p>The screenshot shows the 'Verify' step completed. The 'Verify OK' message is circled in red, and a large green 'Pass' message is displayed at the bottom right. The 'Flash Status' at the bottom right shows 'BC'.</p>	
10	Select DIS Con Button And disconnect the JIG.	 <p>The screenshot shows the 'DIS Con' button in the top right corner highlighted with a red circle. The 'Flash Status' at the bottom right shows 'BC'.</p>	



## 4-7. Mechanical diagram

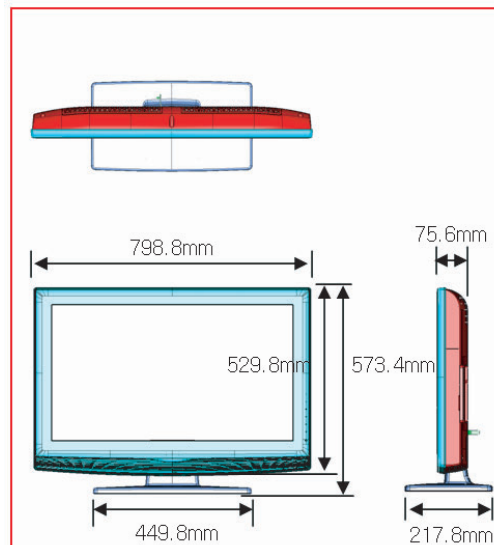
### 4-7-1. LE26B35\*\*\*

SET Size (with Stand)		664.8 x 214.8 x 496.4
SET Size (without Stand)	Deco A	664.8 x 75.1 x 452.8
Packing Size	W / W	747 x 522 x 192
NET(SET) Weight (with Stand)		7.16 kg
NET(SET) Weight (without Stand)		6.58 kg
Gross Weight (After Packing)		



### 4-7-2. LE32B35\*\*\*

SET Size (with Stand)		798.8 x 217.8 x 573.4
SET Size (without Stand)	Deco A	798.8 x 75.6 x 529.8
Packing Size	W / W	887 x 600 x 194
NET(SET) Weight (with Stand)		10.04 kg
NET(SET) Weight (without Stand)		9.3 kg
Gross Weight (After Packing)		-



## 4-8. PCB diagram

